

EDMONTON OILERS HOCKEY CLUB

2019 - 2020 SEASON

# MEDIA



# GUIDE



EDMONTON OILERS IS A TRADEMARK OF EDMONTON OILERS, LLC. NHL, THE NHL SHIELD, THE WORD MARK AND IMAGE OF THE STANLEY CUP ARE REGISTERED TRADEMARKS OF THE NATIONAL HOCKEY LEAGUE. ALL NHL LOGOS AND MARKS AND NHL TEAM LOGOS AND MARKS AS WELL AS ALL OTHER PROPRIETARY MATERIALS DEPICTED HEREIN ARE THE PROPERTY OF THE NHL AND THE RESPECTIVE NHL TEAMS AND MAY NOT BE REPRODUCED WITHOUT THE PRIOR WRITTEN CONSENT OF NHL ENTERPRISES, L.P. COPYRIGHT © 1999-2017 EDMONTON OILERS, LLC AND THE NATIONAL HOCKEY LEAGUE. ALL RIGHTS RESERVED.



# OFFICIAL BEER

OF THE

# EDMONTON OILERS



MUST BE LEGAL DRINKING AGE. MOLSON CANADIAN IS A REGISTERED TRADEMARK OF MOLSON CANADA 2005.  
THE EDMONTON OILERS NAME AND ASSOCIATED LOGOS ARE TRADEMARKS OF EDMONTON OILERS HOCKEY CORP. AND ARE USED UNDER LICENSE.



# EDMONTON OILERS

## TABLE OF CONTENTS

Table of Contents .....	1
Oilers Staff Directory.....	4
Ice District Overview.....	8
About OEG.....	9
About Rogers Place .....	10

### TEAM MANAGEMENT AND STAFF

Daryl A. Katz - Owner & Governor .....	12
Bob Nicholson - Chief Executive Officer & Vice Chair OEG.....	13
Tom Anselmi, President & COO, EOH & ICE District.....	14
Ken Holland - General Manager and President of Hockey Operations .....	15
All-Time Oilers General Manager Records.....	16
Keith Gretzky - Assistant General Manager .....	18
Bill Scott - Director, Salary Cap Management and Assistant to the President, Hockey Operations .....	19
Wayne Gretzky - Vice Chair OEG .....	20
Kevin Lowe - Vice Chair OEG/ Alternate Governor .....	22
Tyler Wright- Director of Amateur Scouting .....	24
Bob Green - Assistant Director of Amateur Scouting.....	25
Archie Henderson - Director of Pro Scouting.....	26
Scott Howson - Director of Player Development.....	27
Keith Sullivan - Director of European Scouting.....	28
Oilers Scouting/ Hockey Operations Staff .....	28

### COACHING STAFF/ TEAM STAFF

Dave Tippett - Head Coach .....	30
Tippett Head Coaching Records.....	31
All-Time Oilers Head Coaching Records.....	32
Jim Playfair - Associate Coach .....	34
Glen Gulutzan - Assistant Coach .....	35
Brian Wiseman - Assistant Coach .....	36
All-Time Oilers Coaching Staffs .....	37
Dustin Schwartz - Goaltending Coach .....	38
David Pelletier - Skating Coach .....	38
Jeremy Coupal - Video Coach .....	39
Andre Brin .....	40
Kaite Doyle .....	40
Shawn May.....	41
T.D. Forss.....	41
Jeff Lang .....	42
Chris Davie.....	42
Brad Harrison.....	43
Shane Olmsted .....	43
Ryan Williams .....	43
Stephen Lines.....	44
Chad Drummond .....	44
Patrick Love.....	45
Joey Moss .....	45
Medical Staff.....	46
Edmonton Oilers Community Foundation .....	47
Oilers in the Community.....	49

<b>2019-20 OILERS ORGANIZATIONAL DEPTH CHART .....</b>	<b>52</b>
--	-----------

<b>IN MEMORIAM .....</b>	<b>54</b>
--------------------------	-----------

### PLAYER PROFILES

Josh Archibald.....	56
Ethan Bear .....	58
Matt Benning .....	60
Kyle Brodziak .....	62
Colby Cave .....	64
Alex Chiasson.....	66
Leon Draisaitl.....	68
Sam Gagner .....	70
Markus Granlund.....	72
Gaetan Haas .....	74
Tomas Jurco.....	76
Zack Kassian.....	78
Jujhar Khaira .....	80
Oscar Klefbom.....	82
Mikko Koskinen.....	84
Adam Larsson .....	86
Brandon Manning.....	88
Connor McDavid.....	90
James Neal.....	92
Ryan Nugent-Hopkins.....	94
Darnell Nurse .....	96
Joakim Nygard.....	98
Joel Persson.....	100
Kris Russell.....	102
Patrick Russell.....	104
Riley Sheahan .....	106
Mike Smith .....	108

### IN THE SYSTEM

Tyler Benson .....	112
Filip Berglund.....	112
Matej Blumel.....	113
Evan Bouchard .....	113
Skylar Brind'amour.....	114
Philip Broberg .....	114
Matthew Cairns.....	115
Josh Currie .....	115
Logan Day .....	116
Maxim Denezhkin .....	116
Joseph Gambardella.....	117
Cameron Hebig .....	117
Caleb Jones .....	118
Philip Kemp.....	118
Michael Kesselring .....	119
Ilya Konovalov .....	119
William Lagesson .....	120
Raphael Lavoie.....	120
Keegan Lowe .....	121
Kirill Maksimov.....	121
Brad Malone.....	122
Ryan Mantha .....	123
Cooper Marody.....	123
Tomas Mazura .....	124
Ryan McLeod .....	124





Graham McPhee.....	125
Markus Niemelainen.....	125
Jesse Puljujarvi.....	126
Aapeli Rasanen.....	127
Olivier Rodrigue.....	127
Ostap Safin.....	128
Dmitri Samorukov.....	128
Patrik Siikanen.....	129
Stuart Skinner.....	129
Anton Slepyshev.....	130
Shane Starrett.....	130
Nolan Vesey.....	131
Dylan Wells.....	131
Bogdan Yakimov.....	132
Kailer Yamamoto.....	133

## SEASON IN REVIEW

### THE NHL IN REVIEW

NHL Final Standings.....	136
NHL Award Winner.....	136
NHL Scoring Leaders.....	137
NHL Goaltending Leaders.....	137
NHL All-Star Teams.....	138
NHL Entry Draft - First Round.....	138

### OILERS SEASON IN REVIEW (2018-19)

Final Scoring Statistics.....	139
Real Time Scoring Statistics.....	140
Game Results.....	141
Oilers Streaks.....	142
Oilers Special Team Stats.....	143
Edmonton Oilers Back to Back Games.....	143
Edmonton Oilers Injury Report.....	143
Oilers Transactions.....	144
Oilers Molson 3 Stars By Player and Month.....	145
Oilers Molson Cup Monthly Winners.....	145
Oilers Molson Cup Three Stars Game-by-Game.....	146

### OILERS VS OPPONENTS.....

### OILERS RECORDS

Oilers History Overview.....	212
Oilers Yearly Record.....	213
Oilers Yearly Home Record.....	214
Oilers Yearly Away Record.....	215
Oilers All-time Record vs. Opponents.....	216
Oilers Monthly Regular Season Record.....	219
Oilers Man Games Lost Due to Injury By Season.....	220
Oilers Year-By-Year Special Teams.....	221
Oilers Overtime Record Year-by-Year.....	222
Oilers Overtime Record vs. Opponents.....	223
Oilers Shootout Record (Overall, vs. Opponents, Goaltending, Shooters).....	224
Oilers Shootout Results (All-time).....	224
Oilers Individual Career Shootout Statistics.....	225
Oilers Career Leaders.....	231
Oilers 100-or-More Point Seasons.....	232
Oilers Career Leaders.....	233
Oilers Yearly Leaders.....	234

Oilers Rookie Records.....	240
Oilers Multiple Point Games.....	242
Oilers 20-or-more Goal Seasons by Player.....	244
Oilers 20-or-more Goal Seasons by Season.....	245
Oilers 20-or-more Goal Seasons.....	246
Oilers Three-or-More Goal Games.....	248
Active Oilers Three-or-More Goal Games.....	249
All-time Oilers Three-or-More Goal Games.....	250
All-Time Oilers Regular Season Goaltending Records.....	255
Oilers Career Goaltending Leaders.....	256
Oilers Yearly Goaltending Leaders.....	257
Oilers All-Time Shutouts.....	261
All-Time Shutouts vs. Oilers.....	264
Oilers Penalty Shots.....	268
Penalty Shots vs. Oilers.....	269
Oilers NHL Firsts.....	270
Opponents Firsts vs. Oilers.....	271
NHL Team Records Held of Co-Held by Oilers.....	272
Oilers Team Records.....	273
NHL Individual Records Held or Tied by Oilers.....	281
Oilers Individual Records.....	282
Oilers Season Openers.....	289
Oilers Home Openers.....	290
Oilers Jersey Retirement Games.....	290
Oilers Record in Afternoon Games.....	291

### OILERS AWARDS AND DISTINCTIONS

NHL All-Star Team Selections.....	294
Oilers NHL Award Winners.....	294
Oilers in the NHL All-Star Game.....	295
All-Time Oilers Team Award Winners.....	296
Honoured Oilers.....	297
All-Time Oilers Molson Cup Winners.....	298

### OILERS ALL-TIME ROSTER

Oilers Team Captains and Alternate Captains.....	300
Oilers All-Time Numerical Roster.....	301
Oilers All-Time NHL Roster (Skaters).....	304
Oilers All-Time NHL Roster (Goaltenders).....	313

### OILERS AT THE NHL DRAFT.....

### OILERS YEAR-BY-YEAR RESULTS AND STATISTICS

1979-80.....	326
1980-81.....	327
1981-82.....	328
1982-83.....	329
1983-84.....	330
1984-85.....	331
1985-86.....	332
1986-87.....	333
1987-88.....	334
1988-89.....	335
1989-90.....	336
1990-91.....	337
1991-92.....	338
1992-93.....	339
1993-94.....	340
1994-95.....	341





1995-96	342
1996-97	343
1997-98	344
1998-99	345
1999-00	346
2000-01	347
2001-02	348
2002-03	349
2003-04	350
2005-06	351
2006-07	352
2007-08	353
2008-09	354
2009-10	355
2010-11	356
2011-12	357
2012-13	358
2013-14	359
2014-15	360
2015-16	361
2016-17	362
2017-18	363
2018-19	364

### STANLEY CUP PLAYOFFS

Oilers Yearly Playoff Records	366
Oilers Playoff record vs. Opponents	367
Oilers Stanley Cup Final Record	367
Oilers All-Time Results	368
Oilers Career Playoff Scoring	376
Oilers All-Time Playoff Three-or-More Goal Games	377
Oilers All-Time Playoff Goal Scoring Breakdown	379
Oilers All-Time Playoff Goaltending Statistics	380
Oilers All-Time Playoff Shutouts	380
Shutouts by Opposition vs. Oilers	380
Oilers Penalty Shots	380
Penalty Shots vs. Oilers	380
Oilers Playoff Firsts	381
NHL Team Playoff Records Held or Co-held by Oilers	388
Oilers Team Playoff Records	388
NHL Individual Playoff Records Held or Tied by Oilers	389
Oilers Individual Playoff Records	390

### OILERS AFFILIATES

2019-20 Bakersfield Condors Team Listing	396
2019-20 Bakersfield Condors Schedule	396
2018-19 Bakersfield Condors Final Scoring	397
2019-20 Wichita Thunder Team Listing	398
2019-20 Wichita Thunder Schedule	398
2018-19 Wichita Thunder Final Scoring	399
2018-19 AHL Final Standings/ Calder Cup Playoffs	400
2018-19 ECHL Final Standings/ Kelly Cup Playoffs	401
Oilers Yearly Main Affiliates	402
All-Time Oilers Affiliates Yearly Records	403
All-Time Oilers Affiliates Yearly Scoring Leaders	404

### MEDIA INFORMATION

Oilers Media Wall of Honour	406
Media Information	407
2019-20 NHL Public Relations Directory	409
2019-20 NHL Directory	410
2019-20 NHL Officials	412
NHL How To Figure	413
NHL Key Critical Dates	414

<b>OILERS GAME SCHEDULE</b>	<b>416</b>
-----------------------------	------------



Published by THE EDMONTON OILERS HOCKEY CLUB

Editors: André Brin/ Shawn May/ Kaite Doyle

Photography: Andy Devlin, LA MEDIA Photography & Design

Other images: Getty Images, Jeff Vinnick

Statistical Assistance provided by: NHL Statistics/ records.nhl.com/ NHL.com

Printed by RR Donnelley

All Contents Herein Copyright © 2019



## EDMONTON OILERS HOCKEY CLUB (EOHC)

300, 10214-104 Avenue NW, Edmonton, Alberta T5J 0H6

Phone 780/414-GOAL(4625)

www.edmontonoilers.com

Capacity: 18,347

### STAFF DIRECTORY

Owner & Governor.....	Daryl A. Katz
Chairman, EOHC .....	Bob Nicholson
President, Business Operations & COO .....	Tom Anselmi
Executive Vice President, Revenue .....	Stew MacDonald
Executive Vice President, Finance.....	Jason Quilley
Executive Assistant to Bob Nicholson & Ken Holland.....	Amanda Bacon
Executive Assistant to Tom Anselmi .....	Vanessa Arrotta
Senior Vice President, Operations.....	Stuart Ballantyne
Senior Vice President, Human Resources .....	Adam Barrie
Senior Vice President, Marketing .....	Jeff Harrop
Senior Vice President, Corporate Communications & Government Relations.....	Tim Shipton
GM & President, Hockey Operations, Edmonton Oil Kings .....	Kirt Hill
VP, Live Entertainment .....	Sheena Way
Senior Legal Counsel.....	Keely Brown

### HOCKEY OPERATIONS

President of Hockey Operations & General Manager .....	Ken Holland
Assistant General Manager.....	Keith Gretzky
Director, Salary Cap Management/ Assistant to the President Hockey Operations, GM .....	Bill Scott
Alternate Governor .....	Wayne Gretzky
Alternate Governor .....	Kevin Lowe
Director of Amateur Scouting .....	Tyler Wright
Chief Amateur Scout .....	Bob Green
Director of Pro Scouting .....	Archie Henderson
Director of Player Development.....	Scott Howson
Director of European Scouting.....	Keith Sullivan
Head Coach.....	Dave Tippett
Associate Coach.....	Jim Playfair
Assistant Coach.....	Glen Gulutzan
Assistant Coach.....	Brian Wiseman
Goaltending Coach.....	Dustin Schwartz
Skating Coach.....	David Pelletier
Video Coach .....	Jeremy Coupal
Video Assistant .....	Jason Pietrzkowski
Director, Hockey Communications .....	André Brin
Manager, Hockey Communications and Team Services .....	Kaite Doyle
Manager, Hockey Communications.....	Shawn May
Head Athletic Therapist .....	TD Forss
Head Equipment Manager.....	Jeff Lang
Assistant Medical Trainer.....	Chris Davie
Assistant Equipment Manager .....	Brad Harrison
Massage Therapist.....	Stephen Lines
Head Strength and Conditioning Coach .....	Chad Drummond
Assistant Strength and Conditioning Coach.....	Patrick Love
Assistant Equipment Manager .....	Shane Olmstead
Assistant Athletic Therapist.....	Ryan Williams
Dressing Room Attendant.....	Joey Moss
Manager, Hockey Analysis .....	Justin Mahe
Coordinator, Player Development.....	Shaun Mahe
Scouts .....	Mike Chiarelli, Chris Cichocki, Jim Crosson, Scott Harlow, John Hill, Brad Holland, Mitch Holmberg, Paul Messier, Alex Naurov, Andrew Shaw, Matti Virmanen



Medical staff.....Physicians: Dr. Dhiren Naidu, Dr. David Reid, Dr. Jeff Robinson,  
 Dr. John Clarke, Dr. Mike Wagner, Dr. Adam Keough  
 Dentists: Dr. Ben Eastwood, Dr. Nathan Kern, Dr. Trevor Ushko  
 Optometrist: Dr. Brent Saik; Neuropsychologist: Dr. Martin Mrazik

**MARKETING**

Senior Vice President, Marketing..... Jeff Harrop  
 Director, Brand Equity Marketing..... Dan Cote-Rosen  
 Director, Digital Media..... Ryan Frankson  
 Director, Product Marketing..... Christine McAnally  
 Manager, Event Presentation..... Lindsey Gullett  
 Manager, Brand Marketing and Retail Operations..... Andrew Baer  
 Manager, In-Game Video Production..... Chris Schultz  
 Manager, Rogers Place & ICE District Marketing..... Sabrina Licata  
 Manager, Digital Media..... Heather Weigum (Maternity Leave)  
 Manager, Social Media..... Cait MacPhail  
 Web Developer..... Daniel Warner  
 Digital Content Producer and Reporter..... Tony Brar  
 Digital Content Producer..... Paul Gazzola  
 Producer, Video..... Cassidy Collins  
 Producer, Video – Motion Graphics and Live Streaming..... Ryan Hrycun  
 Content Coordinator and Reporter..... Jessica Kent (Maternity Leave)  
 Coordinator, Product Marketing..... Ryan Aceman  
 Coordinator, Product Marketing..... Vacant  
 Coordinator, In-Game Video Production..... Dylan Retz  
 Coordinator, Web and Mobile..... Jamie Umbach  
 Lead Designer, Creative..... Joey Angeles  
 Intermediate Designer Creative..... Cristoval Castillon  
 Motion Graphics..... Dion Coursen  
 Creative Director..... Jeremy Webb  
 Digital Display Specialist..... Andrew Lalonde  
 Coordinator, IPTV..... Jesse Emery

**BROADCAST**

Play by Play Commentator..... Jack Michaels  
 Color Commentator..... Bob Stauffer

**CORPORATE SALES**

Vice President, Corporate Sales..... Steve Violetta  
 Senior Director, Corporate Partnerships..... J.F. Amyot  
 Senior Director, Corporate Partnerships..... Lisa Munro  
 Senior Director, Corporate Partnerships..... Abe Hajar  
 Director, Partnership Services..... Brent Frew  
 Corporate Sales Business Analyst..... Josh Schayer  
 Corporate Sales CRM Specialist..... Melanie Doiron  
 Manager, Corporate Partnerships..... Erik Hapke  
 Manager, Partnership Services..... Stephan Tonowski  
 Manager, Partnership Services..... Denise Giles  
 Partnership Sales Specialists..... Shandy Lo, Grant Nicholson, Scott Ritchie, Chris Ng Muk Yuen, Sean Adams, Connie Wan  
 Coordinator, Partnership Media..... Amanda Arenburg

**TICKETING SALES AND SERVICE**

Group Director, Ticket Services and Operations..... Jody Young  
 Director, Ticket Sales..... Jared Ginsburg  
 Director, Rogers Place Premium Sales..... Bob Haromy  
 Director, Ticket Operations..... Gavin Morton  
 Supervisor, Box Office - Oilers..... Brienne Patton Harper  
 Supervisor, Box Office – Oil Kings..... Andrew Miskolczi  
 Supervisor, Box Office – Live Entertainment..... Kati Buhler  
 Manager, Club and Season Seat Services..... Keenyn Bijou  
 Manager, Box Office..... Joshua Wickard  
 Manager, Ticket Services..... Dianne Haydey  
 Manager, Ticket Operations..... Cheryl Langelier  
 Manager, Group Sales..... Derek Perchaluk





Manager, Premium Seating .....	Randi Rybka
Director, Premium Seating, Season Seats & Service.....	Melissa Smart
Manager, Ticket Sales.....	Frankie LaChimea
Specialist, Ticket Operations .....	Ziyah Karmali, Raelene Dufva
Representative, Ticket Services .....	Dalton Schamehorn, Liam Graham, Rianne Verschuur,
Account Specialist, Premium Services.....	Andrea Kuchera, Tyler Fitch, Louren Sansregret, Nick Roelvelnd, Ian Cabrera
Account Coordinator, Season Seat Services.....	Cindy Barkovic, Nicholas Conniff, Mitch Oliverio, Kyle Cormier
Account Executive, Ticket Sales .....	Jess Millhousen, Blake Robillard, Luc Perron
Account Executive, Group Sales.....	Tyler Orr, Sam Abdelaal Lauren Taal, Preston Amundson, Mateyko Boyer
Coordinator, Ticket Sales .....	Zachery Ellis
Business Analyst, Ticketing .....	Sharon Lyseng
Business Intelligence Architect .....	Kassam Khakoo
Specialist, Marketing Automation .....	Lynsee Leahy

**OPERATIONS**

Senior Vice President, Operations.....	Stuart Ballantyne
VP, ICE District .....	Michael Bobroff
Director, Business Operations .....	Elis Valera
Receptionists .....	Sandy Langley, Gisella Callander
Coordinator, Facility Operations .....	Paul Heim
Executive Assistant .....	Sarbi Follett

**HOCKEY ENGAGEMENT/ALUMNI RELATIONS**

Program Director, Hockey Engagement.....	Pat Garland
Manager, Hockey Engagement.....	Jessica Bromley
Coordinator, Hockey Engagement .....	Erin Klatt

**IT**

Vice President, Technology .....	Kevin Flemming
Director, Information Technology .....	Aaron Hammond
Business Application Architect, Technology.....	Kelvin Sun
Director, Production Systems & Services .....	Keith Hough
Lead Infrastructure Administrator, Technology.....	Rob Coote
Administrator, Infrastructure.....	Chad Twinmane
Manager, Service Desk .....	Al Rouleau
Technician, Service Desk .....	Brendan Rogers, Dylan Carleton, Charles Peterson
Coordinator, AV Systems.....	Corey Blomquist

**CORPORATE COMMUNICATIONS**

Senior Vice President, Corporate Communications & Government Relations.....	Tim Shipton
Director, Hockey Communications .....	André Brin
Manager, Corporate, Communications .....	Vacant
Manager, Hockey Communications.....	Shawn May
Manager, Team Services and Hockey Communications .....	Kaite Doyle
Manager, Travel .....	Connie Hadden

**EDMONTON OILERS COMMUNITY FOUNDATION**

Executive Director, Edmonton Oilers Community Foundation.....	Natalie Minckler
Manager, Grant & Fund Development.....	Catherine Bay (maternity leave)
Coordinator, Community Relations .....	Holly Martin

**FACILITY OPERATIONS - ROGERS PLACE**

VP, Facility Operations.....	Michael McFaul
Vice President, Construction .....	Tom Cornwall
Director, Operations & Maintenance.....	Jay MacDonald
Director, Engineering and Ice Operations .....	Jason Rimmer
Manager, Operations and Maintenance.....	Matt Ruptash
Supervisor, Ice Operations.....	Matt Messer
Supervisor, Engineering.....	Grayson Wells
Supervisor, Electrical.....	Steve Morgan
Supervisor, Conversions .....	Kevin Taylor
Supervisor, Conversions .....	Kelly Morris
Supervisor, Conversions .....	Matt Kowalski



Administrator, Shipping and Receiving.....	Brian Buckle
Arena Technician.....	Adam Wells, Hanson Skotheim, Dan Sieben, Brett Wheadon, Samuel Best
Painter.....	Zachary Rozos
Carpenter.....	Maher Elias
Operations Assistant.....	Richard Weisler

**CORPORATE STRATEGY AND BUSINESS DEVELOPMENT**

Director, Scheduling & Planning.....	Bobbie-Jo Ierino
--------------------------------------	------------------

**GUEST EXPERIENCE AND EVENTS**

Director, Guest Experience and Security.....	Kevin Kobi
Manager, Guest Experience & Security.....	Cindy Fedun
Director, Event Operations.....	Andrea Carroll Papirny
Manager, Events.....	Kalyn Van Horne
Manager, Events.....	David Saengsathit
Manager, Security Systems.....	Chris Eddy
Assistant Manager, Event Security.....	Nathan Hauser
Assistant Manager, Guest Experience.....	Jyoti Aheer
Coordinator, Events.....	Marie Henein, Emily Pavelich
Coordinator, Guest Experience and Security.....	Maddy Ballantyne

**LIVE ENTERTAINMENT**

VP, Live Entertainment.....	Sheena Way
Director, Live Entertainment.....	Kevin Radomski
Coordinator, Booking.....	Amanda Bachand

**CORPORATE FINANCE**

Vice President, OEG Finance.....	Travis Nielsen
Controller, Rogers Place.....	Mark Wiens
Director, Finance.....	Ralph Brokop
Assistant Controller, Rogers Place.....	Eric Motuzas
Assistant Controller, OEG.....	Nicole Auger
Manager, Procurement.....	Jennifer Power
Financial Analyst.....	Corinne McGregor
Coordinator, Accounting.....	Valerie Gauthier (maternity leave)
Coordinator, Accounting.....	Larissa Belke
Coordinator, Accounting.....	Amanda Cabana
Accountant, OEG.....	Brandon Polanski
Accountant, OEG.....	Kate Munoz
Coordinator, Accountant.....	Erin Barrett

**LEGAL**

Senior Legal Counsel.....	Keely Brown
Senior Legal Counsel.....	Imran Hussainaly
Assistant, Legal & Administration.....	Vacant

**HUMAN RESOURCES**

Senior Vice President, Human Resources.....	Adam Barrie
Director, Human Resources.....	Mani Sira
Director, Payroll & Benefits.....	Shawna Quigley
Manager, Human Resources.....	Danielle Weller
Coordinator, Human Resources.....	Amber Demharter (Maternity leave)
Coordinator, Human Resources.....	Adriane Lok
Specialist, Payroll.....	Melissa Boe
Lead Administrator, Payroll.....	Nicoletta Vlahandreas
Payroll Tax Accountant.....	Heather Yarbrough
Administrator, Payroll.....	Stacey Holmes
Administrator, Payroll.....	Frances Johnson



# EDMONTON'S ICE DISTRICT

## DOWNTOWN REIMAGINED

ICE District is located in the heart of downtown Edmonton, one of the fastest growing cities in Canada. It's a 25-acre development combining condos, a public plaza, sports, entertainment, 208,000 square feet of retail space and 1.3 million square feet of office space all in one location. It's much more than a state-of-the-art arena. It's a place to gather. A place to celebrate. A place where you – and our city – are always at your best!

### THE VISION

ICE District is Edmonton's potential brought to life. A once-in-a-lifetime opportunity to develop 25+ acres in the heart of a modern metropolis. The creation of one of Canada's largest multi-use projects that combines offices, condos, a public plaza, sports, entertainment and shopping all in one location. It's a living, urban district that will draw people from all corners of the city, the country and the world.

### OUR PARTNERS

ICE District started with Daryl Katz and a vision. Katz Group partnered with the City of Edmonton to build Rogers Place, the catalyst for ICE District. In 2012, Katz Group then joined forces with ONE Properties to create ICE District Properties, the vibrant mixed-use development surrounding the arena. Through their partnership, Katz Group and ONE Properties aim to bring Edmontonians together and attracts visitors to a city that's truly world class.



# ROGERS PLACE

## ABOUT OILERS ENTERTAINMENT GROUP

Oilers Entertainment Group (OEG) delivers leading sports, entertainment and other special event programming to fans and patrons in Canada and the United States. OEG owns the five-time Stanley Cup Champion Edmonton Oilers, the WHL's Edmonton Oil Kings, the AHL's Bakersfield Condors, and operates Rogers Place, the new home of the Oilers and Oil Kings in downtown Edmonton. OEG also owns one of Canada's most accomplished television, event and brand-promotion companies as well as Silver Pictures Entertainment.





## ABOUT ROGERS PLACE

The vision of Rogers Place was born when Daryl Katz purchased the Oilers in 2008. At the time he stated a desire to not only find the Oilers a new home in downtown Edmonton, but to do it in a style that would transform our City and encourage further downtown development. Through his partnership with the City of Edmonton, that vision has already been realized, and now continues to expand as Rogers Place has become the anchor of ICE District, a mixed-use sports and entertainment development that is helping to revitalize and invigorate life in Edmonton's downtown core.

Rogers Place itself is an 819,200 square foot, five-concourse facility. The project also includes the Edmonton Downtown Community Arena; the 34,000 square-foot Ford Hall; and connective infrastructure to the LRT system bringing the total project size to 1,110,900 square feet.

Rogers Place and ICE District meld an iconic architectural design, an unprecedented level of new development in the heart of downtown and an unparalleled level of entertainment capacity.

### BY THE NUMBERS

- Hockey Capacity: 18,347
- Concert Capacity: 20,000 +
- Premium Spaces:
  - o 57 Scotiabank Suites
  - o 24 Theatre Boxes
  - o 900 Loge Seats
- Over 1,250 TV screens
- The largest true high-definition centre ice scoreboard in the NHL





TEAM MANAGEMENT  
AND STAFF





## DARYL A. KATZ

OWNER AND GOVERNOR

Born and raised in Edmonton, Daryl Katz grew up a passionate Oilers fan. He has a deep connection with the team's rich history and is focused on creating the foundation for a winning tradition and bringing the Stanley Cup back to the City of Champions.

Daryl began building what is now Oilers Entertainment Group in 2008. Today, with more than 1,600 full and part time staff, OEG houses Katz Group's growing sports & entertainment businesses and operates Rogers Place, one of the leading sports and entertainment venues in North America. Rogers Place was designed and built in a landmark collaboration between Katz Group and the City of Edmonton.

Away from the ice, Daryl has committed significant time, energy and capital to make his vision for a revitalized downtown Edmonton a reality. ICE District is an ambitious multi-billion dollar project that is transforming the heart of our downtown into a vibrant, walkable and sustainable sports and entertainment district, with a host of new commercial, residential and public amenities. With Rogers Place now open, and the surrounding ICE District development well underway, we're seeing an exciting rebirth of Edmonton's urban core.

Daryl was born and raised in Edmonton, and graduated from the University of Alberta's Faculty of Law in 1985. Daryl and his wife Renee are proud parents of Harrison and Chloe, co-founders of the Hockey Helps Kids charitable initiative. He also serves on the National Hockey League Board of Governors.



## **BOB NICHOLSON**

**CHAIRMAN, EDMONTON OILERS HOCKEY CLUB/ ALTERNATE GOVERNOR**

Bob Nicholson, 66, is in his sixth season with the Edmonton Oilers. On June 10, 2019, Nicholson was named Chairman, Edmonton Oilers Hockey Club. The structure change allows Nicholson to devote his energies to OEG's hockey franchises and growing sports businesses.

Nicholson was hired by the Katz Group on June 13, 2014, as Vice-Chairman of Oilers Entertainment Group (OEG), a sports and entertainment company that manages the Katz Group's growing family of sports and entertainment assets, including the operation of Rogers Place, the home of the Edmonton Oilers since 2016-17.

He was appointed as Chief Executive Officer and Vice Chair of OEG on April 24, 2016, bringing his exceptional skills as a motivator, team builder and leader to OEG. Working closely with Chairman and owner Daryl Katz, Nicholson was overseeing all aspects of operations including expansion of the group's sports and entertainment offerings, delivering outstanding fan experiences, securing major new sponsorships and events, and operating Rogers Place, North America's leading sports and entertainment venue.

Since joining OEG in 2014, Nicholson oversees the Edmonton Oilers Hockey Club hockey operations, working closely with Ken Holland, Oilers President of Hockey Operations and General Manager. He also serves as an Alternate Governor for the Edmonton Oilers on the NHL Board of Governors.

Nicholson joined the Oilers after a long and successful tenure with Hockey Canada, serving as the President and CEO from 1988 to 2014, where he oversaw all operations for competitions Canada participated in internationally, including the IIHF World Hockey Championships and Olympic Winter Games, and has overseen Canada winning 72 medals in international competition since 1990, 44 of which were gold, including seven Olympic gold medals.

Nicholson also served as the Senior Vice President of the Canadian Hockey Association from 1992 to 1998 and Vice President of Programs with the Canadian Amateur Hockey Association from 1990 to 1991. He has been heavily involved with international hockey, serving on the International Ice Hockey Federation's Player Safety Committee and currently holds the position of Vice President of the International Ice Hockey Federation which he was re-elected to in May 2016.

Before joining the national body, Nicholson was Technical Director with the British Columbia Amateur Hockey Association from 1979 to 1989. He was inducted into the B.C. Hockey Hall of Fame in 2004. He played minor hockey and Junior A hockey in Penticton, helping the Penticton Broncos win the BCJHL and B.C.-Alberta championships, and also played NCAA hockey at Providence College in Rhode Island. Bob was awarded the Order of Hockey in Canada in 2016 for his outstanding contribution to the game of hockey in Canada.

Nicholson and wife Lorna have two daughters, Mandi and MJ, and one son, Grant.



## **AMANDA BACON**

**SENIOR EXECUTIVE ASSISTANT TO THE CHAIRMAN  
AND GENERAL MANAGER/ PRESIDENT OF HOCKEY OPERATIONS**



## TOM ANSELM

PRESIDENT BUSINESS OPERATIONS AND COO, EDMONTON OILERS HOCKEY CLUB & ICE DISTRICT

Anselmi joined the Edmonton Oilers Hockey Club and Oilers Entertainment Group as President, Business Operations and Chief Operating Officer (COO) on June 10, 2019.

Anselmi is responsible for all aspects of OEG's day-to-day business operations. This includes Team Business Operations and programming and operations of ICE District, including Rogers Place, Ford Hall and ICE Plaza, sales and marketing, guest experience, food and beverage, human resources and finance.

He is an accomplished senior executive in the sports and entertainment industry. Prior to joining OEG, he was, most recently, the President and Chief Executive Officer of the NHL's Ottawa Senators. Prior to that, Anselmi was President and Chief Operating Officer of Maple Leaf Sports

and Entertainment in Toronto. He originally joined MLSE in 1996 and was responsible for the overall development of Air Canada Centre. He was promoted to Chief Operating Officer in 1999 and President in 2012. Anselmi was a key member of the team that launched MLSE and built it into one of the world's most admired sports and entertainment organizations.

Prior to joining MLSE, Anselmi was Vice President, General Manager of Arena Operations for Canucks Sports and Entertainment in Vancouver. He spent a number of years at Toronto's Skydome (now Rogers Centre) during the development of the facility and during its initial operating phase. Prior to his focus on sports and entertainment, he was involved in several major capital projects across North America in the mining sector.

Anselmi attended Ryerson University and the University of Saskatchewan, where he studied Engineering. A long-time supporter of Canada's military, in 2011, he received the Chief of Defence Staff commendation, the highest military honour a civilian can receive. He has served on a number of community boards including Basketball Canada, Molson Indy, MLSE Foundation, University of Saskatchewan Athletics, Toronto Board of Trade, Covenant House, and is currently a member on the board of directors of Canada's Walk of Fame and the Huntsville Hospital Foundation.





## KEN HOLLAND

PRESIDENT OF HOCKEY OPERATIONS/ GENERAL MANAGER

Ken Holland, 63, was named President of Hockey Operations and General Manager of the Oilers on May 7, 2019.

Holland ranks sixth all-time with 925 regular season wins as an NHL general manager, 28 behind Cliff Fletcher.

He needs only 12 games to become the 11th general manager in NHL history to reach 1,700 career regular-season games

Holland joined the Oilers after serving as general manager of the Detroit Red Wings for 22 seasons, capturing four Presidents Trophies (2002, 2004, 2006, 2008), 10 division championships (1991, 2001-2004, 2006-2009, 2011), five regular season conference titles (2002, 2004, 2006-08) and

reaching 100 regular season points in 13 of his last 18 seasons.

A native of Vernon, BC, Holland helped the Red Wings capture four Stanley Cup championships (1997, 1998, 2002, 2008), the most recent three while serving as general manager.

Over his time as general manager with the Red Wings, Holland guided the team to more combined regular-season and post-season wins (1,098) than any other NHL franchise. The Red Wings reached the playoffs for his first 19 seasons as general manager, giving the organization 25 consecutive seasons in the NHL post-season (1990-2016) - the third-longest streak in NHL history. For his efforts, he was named the NHL's GM of the Decade (2000-09) by Sports Illustrated.

Prior to taking over as general manager of the Red Wings in 1997, Holland served in a number of different roles within the organization, including as assistant general manager (1994-97), general manager of the Red Wings' American Hockey League affiliate (1994-97), amateur scouting director (1989-94) and western Canada scout (1985-89).

Internationally, Holland has served on several management staffs for Hockey Canada, helping Canada win gold medals at the 2010 and 2014 Olympic Winter Games and at the 2016 World Cup of Hockey. Holland was also general manager with Canada at the 2006 World Hockey Championship in Latvia, where Canada finished fourth overall and assistant general manager at the 2005 World Hockey Championship in Austria, helping Canada win a silver medal.

As a goaltender, he was drafted by Toronto in the 12th round, 188th overall, in the 1975 NHL Entry Draft, reaching the NHL for four games with Hartford and Detroit. Holland retired as a player after the 1984-85 season, transitioning soon afterwards into scouting.

Holland played junior hockey for the WHL's Medicine Hat Tigers from 1973-75. Holland twice signed with NHL teams as a free agent – in 1980 with Hartford and 1983 with Detroit. He spent most of his pro career in the AHL with Binghamton, Springfield and Adirondack. Holland was named to the AHL Second All-Star Team in 1982 and the NAHL Second All-Star Team in 1977. He made his NHL debut in 1980-81, playing one game with Hartford followed by three games for Detroit in 1983-84. Holland retired as a player after the 1984-85 season.

In February 1998, Holland was inducted into the Binghamton (NY) Sports Hall of Fame. In 2019, Holland was inducted into the BC Sports Hall of Fame as a builder.

Holland and his wife Cindi have four children, sons Brad and Greg, and daughters Julie and Rachel. Ken and Cindi also have five grandchildren.



## EDMONTON OILERS GENERAL MANAGER RECORDS BY SEASON

GENERAL MANAGER	SEASON	REGULAR SEASON						RANK	PLAYOFFS					PLAYOFF RESULT
		GC	W	L	O/T	PTS	PCT.		GC	W	L	T	PCT.	
<b>Ken Holland</b>	2019-20	-	-	-	-	-	-	-	-	-	-	-	-	-
b. 11/10/1955	<b>OILERS CAREER</b>	-	-	-	-	-	-	-	-	-	-	-	-	-
Vernon, B.C.	<b>NHL CAREER</b>	<b>1,770</b>	<b>963</b>	<b>549</b>	<b>90</b>	<b>2,184</b>	<b>0.617</b>		<b>234</b>	<b>135</b>	<b>99</b>	<b>0</b>	<b>0.577</b>	Detroit Red Wings (1997-2019)

### PAST GENERAL MANAGERS IN CHRONOLOGICAL ORDER

	SEASON	REGULAR SEASON						RANK	PLAYOFFS					PLAYOFF RESULT
		GC	W	L	O/T	PTS	PCT.		GC	W	L	T	PCT.	
<b>Larry Gordon</b>	1979-80	80	28	39	13	69	0.431	4th - Smythe/ 16th overall	3	0	3	-	0.000	Lost Preliminary Round
b. 7/19/1938	<b>OILERS CAREER</b>	<b>80</b>	<b>28</b>	<b>39</b>	<b>13</b>	<b>69</b>	<b>0.431</b>		<b>3</b>	<b>0</b>	<b>3</b>	<b>-</b>	<b>0.000</b>	
Unknown birthplace														
d. 3/19/2013														

	SEASON	REGULAR SEASON						RANK	PLAYOFFS					PLAYOFF RESULT
		GC	W	L	O/T	PTS	PCT.		GC	W	L	T	PCT.	
<b>**Glen Sather</b>	1980-81	80	29	35	16	74	0.463	4th - Smythe/ 14th overall	9	5	4	-	0.556	Lost Quarter-Final
b. 9/2/1943	1981-82	80	48	17	15	111	0.694	1st - Smythe/ 2nd overall	5	2	3	-	0.400	Lost Division Semi-Final
High River, Alta.	1982-83	80	47	21	12	106	0.663	1st - Smythe/ 3rd overall	16	11	5	-	0.688	Lost Stanley Cup Final
	1983-84	80	57	18	5	119	0.744	1st - Smythe/ 1st overall	19	15	4	-	0.789	Won the Stanley Cup
	1984-85	80	49	20	11	109	0.681	1st - Smythe/ 2nd overall	18	15	3	-	0.833	Won the Stanley Cup
	1985-86*	80	56	17	7	119	0.744	1st - Smythe/ 1st overall	10	6	4	-	0.600	Lost Division Semi-Final
	1986-87	80	50	24	6	106	0.663	1st - Smythe/ 1st overall	21	16	5	-	0.762	Won the Stanley Cup
	1987-88	80	44	25	11	99	0.619	2nd - Smythe/ 3rd overall	19	16	2	1	0.842	Won the Stanley Cup
	1988-89	80	38	34	8	84	0.525	3rd - Smythe/ 7th overall	7	3	4	-	0.429	Lost Division Semi-Final
	1989-90	80	38	28	14	90	0.563	2nd - Smythe/ 5th overall	22	16	6	-	0.727	Won the Stanley Cup
	1990-91	80	37	37	6	80	0.500	3rd - Smythe/ 11th overall	18	9	9	-	0.500	Lost Conference Final
	1991-92	80	36	34	10	82	0.513	3rd - Smythe/ 12th overall	16	8	8	-	0.500	Lost Conference Final
	1992-93	84	26	50	8	60	0.357	5th - Smythe/ 20th overall	-	-	-	-	-	
	1993-94	84	25	45	14	64	0.381	6th - Pacific/ 23rd overall	-	-	-	-	-	
	1994-95	48	17	27	4	38	0.396	5th - Pacific/ 22nd overall	-	-	-	-	-	
	1995-96	82	30	44	8	68	0.415	5th - Pacific/ 21st overall	-	-	-	-	-	
	1996-97	82	36	37	9	81	0.494	3rd - Pacific/ 13th overall	12	5	7	-	0.417	Lost Conference Semi-Final
	1997-98	82	35	37	10	80	0.488	3rd - Pacific/ 15th overall	12	5	7	-	0.417	Lost Conference Semi-Final
	1998-99	82	36	38	8	78	0.476	2nd - Northwest/ 16th overall	4	0	4	-	0.000	Lost Conference Quarter-Final
	1999-00	82	32	26	24	88	0.537	2nd - Northwest/ 14th overall	5	1	4	-	0.200	Lost Conference Quarter-Final
	<b>OILERS CAREER</b>	<b>1,586</b>	<b>766</b>	<b>614</b>	<b>206</b>	<b>1,736</b>	<b>0.547</b>		<b>213</b>	<b>133</b>	<b>79</b>	<b>1</b>	<b>0.627</b>	

\*\* Won the Jack Adams Award as NHL Coach of the Year/ Inducted into the Hockey Hall of Fame in 1997

	SEASON	REGULAR SEASON						RANK	PLAYOFFS					PLAYOFF RESULT
		GC	W	L	O/T	PTS	PCT.		GC	W	L	T	PCT.	
<b>Kevin Lowe</b>	2000-01	82	39	28	15	93	0.567	2nd - Northwest/ 12th overall	-	-	-	-	-	
b. 4/15/1959	2001-02	82	38	28	16	92	0.561	3rd - Northwest/ 15th overall	-	-	-	-	-	
Lachute, Que.	2002-03	82	36	26	20	92	0.561	4th - Northwest/ 14th overall	6	2	4	-	0.333	Lost Conference Quarter-Final
	2003-04	82	36	29	17	89	0.543	4th - Northwest/ 17th overall	-	-	-	-	-	
	2005-06	82	41	28	13	95	0.579	3rd - Northwest/ 14th overall	24	15	9	-	0.625	Lost Stanley Cup Final
	2006-07	82	32	43	7	71	0.433	5th - Northwest/ 25th overall	-	-	-	-	-	
	2007-08	82	41	35	6	88	0.537	4th - Northwest/ 19th overall	-	-	-	-	-	
	<b>OILERS CAREER</b>	<b>574</b>	<b>263</b>	<b>217</b>	<b>94</b>	<b>620</b>	<b>0.540</b>		<b>30</b>	<b>17</b>	<b>13</b>	<b>-</b>	<b>0.567</b>	

	SEASON	REGULAR SEASON						RANK	PLAYOFFS					PLAYOFF RESULT
		GC	W	L	O/T	PTS	PCT.		GC	W	L	T	PCT.	
<b>Steve Tambellini</b>	2008-09	82	38	35	9	85	0.518	4th - Northwest/ 21st overall	-	-	-	-	-	
b. 5/14/1958	2009-10	82	27	47	8	62	0.378	5th - Northwest/ 30th overall	-	-	-	-	-	
Trail, B.C.	2010-11	82	25	45	12	62	0.378	5th - Northwest/ 30th overall	-	-	-	-	-	
	2011-12	82	32	40	10	74	0.451	5th - Northwest/ 29th overall	-	-	-	-	-	
	2012-13	48	19	22	7	45	0.469	3rd - Northwest/ 24th overall	-	-	-	-	-	
	<b>OILERS CAREER</b>	<b>376</b>	<b>141</b>	<b>189</b>	<b>46</b>	<b>328</b>	<b>0.436</b>		<b>-</b>	<b>-</b>	<b>-</b>	<b>-</b>	<b>-</b>	



	SEASON	REGULAR SEASON						RANK	PLAYOFFS					PLAYOFF RESULT
		GC	W	L	O/T	PTS	PCT.		GC	W	L	T	PCT.	
<b>Craig MacTavish</b> b. 8/15/1958 London, Ont.	2013-14	82	29	44	9	67	0.409	5th - Pacific/ 28th overall	-	-	-	-	-	
	2014-15	82	24	44	14	62	0.378	6th - Pacific/ 28th overall	-	-	-	-	-	
	<b>OILERS CAREER</b>	<b>164</b>	<b>53</b>	<b>88</b>	<b>23</b>	<b>129</b>	<b>0.393</b>		-	-	-	-	-	

	SEASON	REGULAR SEASON						RANK	PLAYOFFS					PLAYOFF RESULT
		GC	W	L	O/T	PTS	PCT.		GC	W	L	T	PCT.	
<b>Peter Chiarelli</b> b. 8/5/1964 Nepean, Ont.	2015-16	82	31	43	8	70	0.427	7th - Pacific/ 29th overall	-	-	-	-	-	
	2016-17*	82	47	26	9	103	0.628	2nd - Pacific/ 8th overall	13	7	6	-	0.538	Lost Conference Semi-Final
	2017-18	82	36	40	6	78	0.476	6th - Pacific/ 23rd overall	-	-	-	-	-	
	2018-19	50	23	24	3	49	0.490	-	-	-	-	-	-	
	<b>OILERS CAREER</b>	<b>296</b>	<b>137</b>	<b>133</b>	<b>26</b>	<b>300</b>	<b>0.507</b>		-	-	-	-	-	
<b>NHL CAREER</b>	<b>980</b>	<b>523</b>	<b>377</b>	<b>111</b>	<b>1,167</b>	<b>0.595</b>		<b>97</b>	<b>57</b>	<b>40</b>	<b>-</b>	<b>0.588</b>	Boston Bruins (2006-15)	

\*Finalist for NHL General Manager of the Year

	SEASON	REGULAR SEASON						RANK	PLAYOFFS					PLAYOFF RESULT
		GC	W	L	O/T	PTS	PCT.		GC	W	L	T	PCT.	
<b>Keith Gretzky</b> b. 2/16/1967 Brantford, Ont.	2018-19	32	12	14	6	30	0.469	5th - Pacific/ 28th overall	-	-	-	-	-	
	<b>OILERS CAREER</b>	<b>32</b>	<b>12</b>	<b>14</b>	<b>6</b>	<b>30</b>	<b>0.469</b>		-	-	-	-	-	



## KEITH GRETZKY

ASSISTANT GENERAL MANAGER

Keith Gretzky, 52, enters his fourth season with the Oilers as Assistant General Manager. Gretzky was hired on July 2, 2016, after spending five years with the Boston Bruins. In this role, Gretzky serves as the general manager of the team's American Hockey League (AHL) affiliate, the Bakersfield Condors and works closely Ken Holland, the president of hockey operations and general manager.

The native of Brantford, ON served as interim general manager for the Oilers from Jan. 23 through the end of the regular season, leading all hockey operations for that time.

Gretzky served as the Director of Amateur Scouting for Boston in 2015-16 prior to joining the Oilers. Gretzky also served as an Amateur Scout with Boston for three years and spent time with

the Arizona Coyotes scoring staff prior to joining the Bruins.

The native of Brantford, Ontario joined the Phoenix/Arizona Coyotes as an amateur scout in 2001 and after five years in that position, he was named the club's Director of Amateur Scouting. He served from 2006-2011 in that capacity, overseeing all of the team's amateur scouting and running their NHL Draft.

As a player, Gretzky was selected in the third round, 56th overall, by the Buffalo Sabres in the 1985 NHL Draft. He played six pro seasons in the AHL, IHL ECHL, and in Europe, after his junior career in the Ontario Hockey League. He retired as a player after the 1992-93 season and spent five seasons (1995-2000) coaching in Bakersfield (WCHL) and Asheville (UHL).

Gretzky has two children, daughter Kayla and son Dillon.





## BILL SCOTT

DIRECTOR, SALARY CAP MANAGEMENT & ASSISTANT TO THE PRESIDENT, HOCKEY OPERATIONS

Bill Scott, 38, enters his seventh season with the Oilers and his fourth season as the team's Director of Salary Cap Management and Assistant to the President of Hockey Operations. Scott previously served as the club's Assistant General Manager for two seasons.

The native of Unionville, Ontario was promoted to the Oilers on April 21, 2014, after serving as General Manager of the Oklahoma City Barons since 2010. He played a key role in the Barons reaching the Calder Cup playoffs in all four of his seasons as General Manager.

Scott works closely with Oilers President of Hockey Operations and General Manager Ken Holland and he also as Governor for the Oilers American Hockey League affiliate, the Bakersfield Condors (AHL).

As a member of the Oilers Hockey Management team, Scott's responsibilities include player and staff contract negotiations, scheduling, salary arbitration, salary cap management and all day to day administrative duties. He is also the club's liaison to the NHL regarding matters pertaining to the Collective Bargaining Agreement.

Scott served as the Director of Hockey Operations with the American Hockey League for four seasons. His duties included creation of league schedule, assisting in determining player fines and suspensions, supervising regular season and playoff games, and interpreting by-laws as well as the Collective Bargaining Agreement for member teams.

Scott graduated from Michigan State University with a Bachelor's Degree in Business Management. At school, he worked for the men's hockey team which went to the NCAA Frozen Four Tournament in 2001 and served as the ECHL's Manager of Hockey Operations for three seasons.

Scott and his wife Amy have two children, Ava and Will.



## WAYNE GRETZKY

ALTERNATE GOVERNOR

Wayne Gretzky, 58, enters his fourth season as Alternate Governor for the Edmonton Oilers. Gretzky works closely with owner Daryl Katz, and Oilers Chairman Bob Nicholson in all aspects of the organization.

Iconic Oilers captain and all-time hockey great, Gretzky works with the OEG team on the commercial side of the business to attract world-class sports and entertainment partnerships and events to Rogers Place, as well as supporting development initiatives in ICE District.

Gretzky has held many notable management positions with Hockey Canada, including serving as a Senior Advisor for the men's hockey team at the 2010 Winter Olympics in Vancouver, winning a gold medal. He also held senior management positions with Team Canada at the Olympic Games, including serving as Canada's Executive Director at the 2006 Olympic Winter Games in Torino and

winning a gold medal as Canada's Executive Director at the 2002 Olympic Winter Games in Salt Lake City. He also received the Olympic Order from the International Olympic Committee for outstanding contributions to the game of hockey in 2002. Gretzky captured gold at the 2004 World Cup of Hockey as Canada's Executive Director and served as Canada's Executive Director at the 2001 IIHF World Hockey Championship in Germany.

The Brantford, Ontario native enjoyed a 20-year Hall of Fame career and at the time of his retirement, he held or shared 61 NHL records. Gretzky is the NHL's all-time leader in goals (894), assists (1,963) and points (2,857), as well as the all-time leader in playoff goals (122), playoff assists (260) and playoff points (382) and is the only player to record 200 or more points in an NHL season, reaching the mark four times (1981-82, 1983-84, 1984-85, 1985-86). Gretzky played nine seasons for the Edmonton Oilers (1979-88), winning four Stanley Cups (1984, 1985, 1987, 1988), as well as suiting up for the Los Angeles Kings (1988-96), St. Louis Blues (1996) and New York Rangers (1996-99).

Gretzky is the most decorated player in NHL history which includes: winning the Hart Trophy as the NHL's Most Valuable Player a record nine times (1980-87, 1989), the Art Ross Trophy as the NHL's leading scorer 10 times (1981-87, 1990-91, 1994), the Conn Smythe Trophy as playoff MVP twice (1985, 1988), the Lady Byng Trophy as the NHL's most gentlemanly player five times (1980, 1991, 1992, 1994, 1999), the Lester B. Pearson Award as the NHL's most valuable player, as voted on by the players, five times (1982, 1983, 1984, 1985, 1987) and MVP of the NHL All-Star Game three times (1983, 1989, 1999). He was named to the NHL First All-Star Team eight times (1981-87, 1991) and is the only player in NHL history to have his number retired league-wide, after retiring from the NHL as a player on April 15, 1999.

In the fall of 1999, he became the 10th player to have the mandatory three-year waiting period waived for induction into the Hockey Hall of Fame. Gretzky was also inducted into the International Ice Hockey Federation Hall of Fame in 2000.

Following his retirement as a player, Gretzky served as Head Coach and Managing Partner of the Phoenix Coyotes from June 2000 through September 2009.

In 2016-17, Gretzky was named as one of the NHL's top 100 players of all-time and also served as the official ambassador for the league's centennial celebrations.

Internationally, Gretzky represented Canada as a player on eight occasions and was the leading scorer in six of his eight international appearances. His final international appearance for Canada as a player was at the 1998 Olympic Winter Games in Nagano. He played for Canada in four Canada Cups (1981, 1984, 1987, 1991), one World Cup (1996), one World Championship (1982) and one World Junior Championship (1978).

Gretzky captained Canada at the 1987 and 1991 Canada Cup, as well as the 1996 World Cup of Hockey. He was named to the All-Star team and tournament MVP at the 1987 Canada Cup, posting 21 points (3G, 18A) in nine games, and winning the tournament. He won the 1984 Canada Cup with Canada, and was named to the All-Star Team.



Gretzky won a bronze medal with Canada at the 1982 IIHF World Hockey Championship and was named to the tournament All-Star Team. In his first international appearance for Canada, he won a bronze medal with Canada at the 1978 IIHF World Junior Hockey Championship and was named the tournament's Top Forward and named to the tournament All-Star Team; he was the first 16-year-old to represent Canada at the IIHF World Junior Hockey Championship.

Wayne and his wife Janet have five children, daughters Paulina and Emma and sons Ty, Trevor and Tristan. He is a grandfather of two, Tatum and River, born to his daughter Paulina and her fiancé, golfer Dustin Johnson.

Gretzky is in business with his son Ty, who founded Gretzky Hockey Schools in 2014, and recently expanded his wine business, Wayne Gretzky Estates, to produce his own house brand of whisky, called Wayne Gretzky Red Cask Whisky.

He created the Wayne Gretzky Foundation, which is dedicated to helping disadvantaged youngsters throughout North America to participate in hockey. In collaboration with the Hockey Canada Foundation, the Wayne Gretzky Foundation funds the Future Team Canada Program which rewards and recognizes 13 minor hockey teams across the country for displaying positive values. He also serves as Honorary Chairman of Ronald McDonald Children's Charities in Canada.

Gretzky was presented with the Order of Canada in January 1998 and was one of the five inaugural honourees into the Order of Hockey in Canada in 2012.



## KEVIN LOWE

ALTERNATE GOVERNOR

Kevin Lowe, 60, is an Alternate Governor of Oilers Entertainment Group (OEG). Previously, Lowe served as the Oilers President of Hockey Operations for seven seasons and prior to that he spent eight seasons as the Oilers General Manager.

A new era in Oilers' history was ushered in when Lowe was named to the position of General Manager on June 9, 2000. With the announcement, the first-ever draft pick in Oilers' history replaced Glen Sather, who held the position since June of 1979. Lowe's appointment came a year after he was named Head Coach of the Oilers on June 18, 1999. Over those years the team's payroll was annually near the bottom of the league however the team was a league leader in dollars spent for points earned in standings including many playoff appearances. As GM, he became one of only

40 general managers in the history of the NHL to get his team to the Stanley Cup finals in 2006, losing in game seven to the Carolina Hurricanes.

It took the popular Lowe only three seasons from his retirement from the game as a player to make his way to the position of General Manager. After a brilliant playing career in the National Hockey League with the Edmonton Oilers and New York Rangers, Lowe announced his retirement from the game on July 30, 1998 and joined the coaching ranks as he served as an assistant coach with Ron Low's Edmonton staff in 1998-99.

The 1999-00 season saw Lowe become the seventh head coach in Oilers history. In his lone season behind the Edmonton bench, Lowe guided the Oilers to a second place finish in the Northwest Division with a 32-26-16-8 record, only eight points behind the first place Colorado Avalanche, and a berth in the Stanley Cup Playoffs.

Lowe's expertise has also translated into success for Team Canada on the international stage. On November 8, 2000, Lowe was named as Assistant Executive Director of Canada Olympic Hockey for the 2002 Winter Olympic Games in Salt Lake City, Utah. Working with former teammate Wayne Gretzky, Team Canada's Executive Director, head coach Pat Quinn and Director of Player Personnel, Steve Tambellini, Lowe helped put together a team of NHL players that won the Olympic gold medal for Canada for the first time in 50 years. A 5-2 victory over the United States in the gold medal final on February 24, 2002 saw Team Canada become the first Canadian squad to win Olympic gold since the Edmonton Waterloo Mercurys won at Oslo, Norway in 1952. He reprised that role with Team Canada at the 2006 Winter Olympics in Turin, Italy and was a member of Team Canada's management team that put together the gold medal winning roster at the 2004 World Cup of Hockey. Lowe, along with Doug Armstrong and Ken Holland, assisted General Manager Steve Yzerman to help guide Canada's Olympic Team to another historic gold medal victory in the 2010 Vancouver Olympics. Lowe once again represented his country as a part of Team Canada's management team at the 2014 Sochi Winter Olympics, where Canada won gold again.

Lowe was the Oilers' first-ever draft pick when he was selected 21st overall in the 1979 NHL Amateur Draft on August 9, 1979. During 19 seasons in the NHL, including 15 as an Oiler, Lowe played in 1,254 regular season games and 214 playoff games, winning six Stanley Cup championships. The first five Cup championships came with Edmonton as he was a member of each of the Oilers' titles in 1984, 1985, 1987, 1988 and 1990 and was followed by a sixth with the New York Rangers in 1994. In his 15 seasons with Edmonton, the Oilers never failed to qualify for the Stanley Cup Playoffs with Lowe in the lineup. In fact, Lowe only missed post-season play once in his 19-year career as New York missed the 1992-93 playoffs during his first season in Manhattan.

Besides being the first draft choice in Oilers' history, Lowe also scored the first goal in team history as he beat Tony Esposito at 9:49 of the first period in Edmonton's first NHL game on October 10, 1979 at Chicago Stadium. The goal launched a career that saw him play for 19 seasons without spending a day in the minors. That goal was also assisted by Wayne Gretzky, marking the "Great One's" first ever point in the NHL.

Lowe holds the Oilers' record for most games played in both the regular season (1,037) and playoffs (172) and is one of only 45 players in NHL history to have played in 1,000 games with one franchise. He also ranks among Edmonton's all-time leaders as he is eighth in assists (309), 11th in points (383) and third in penalty minutes (1,236).



He became the sixth captain in Oilers' history in 1990-91, fulfilling the promise of his junior career that saw him named the first Anglo-Canadian captain of the Quebec Remparts.

On the international stage he represented Canada at the 1982 World Championships and was a member of Team Canada that won the 1984 Canada Cup. He also played in seven NHL All-Star Games (1984-86, 1988-90, 1993).

Off the ice, he was no less of a leader. In 1990, Lowe became the only player to win the King Clancy Memorial Trophy and the Budweiser/NHL Man of the Year Award in the same season. Both awards are presented for leadership qualities and humanitarian contributions. He was also the Oilers' nominee for the Bill Masterton Memorial Trophy that season. His work with the Edmonton Christmas Bureau has set the standard for the Oilers' commitment to community involvement. He was the Honorary Chair from 1982-83 to 1991-92 and Honorary Co-Chair from 2005 to present.

Lowe, has a son, Shane, and he and his wife Karen, a two-time Olympic alpine skiing bronze medal winner for Canada at the 1988 Winter Olympics in Calgary, have three daughters - Devyn, Darby and Karly - and a son, Keegan, who was drafted by the Carolina Hurricanes in the 3rd round, 73rd overall, at the 2011 NHL Entry Draft. Kevin and Karen are supporters of SwimDrinkFish Canada, the Waterkeeper Alliance and Zebra Society. Lowe was inducted into the Alberta Hockey Hall of Fame in 2019, and was named to the Quebec Remparts All-Star Team (from 1969 to 1985) as part of the QMJHL's 50th anniversary celebrations in 2018-19.





## TYLER WRIGHT

DIRECTOR OF AMATEUR SCOUTING

Wright, 46, joined the Oilers on June 29, 2019 as Director of Amateur Scouting, after spending the last six years as the Detroit Red Wings in the same role. Prior to joining Detroit, Wright spent six years with the Columbus Blue Jackets in the same role.

Prior to joining Detroit, Wright worked for the Columbus Blue Jackets for six years, including two years as director of amateur scouting and four years in player development.

A former first-round draft selection of the Edmonton Oilers 12th overall in 1991, Wright was selected by Columbus in the 2000 expansion draft and played 309 games as a Blue Jacket, registering 57 goals and 51 assists for 108 points with 436 penalty minutes. He also served as an alternate captain during the 2000-01, 2001-02 and 2003-04 seasons. His best campaign was the

Jackets' inaugural 2000-01 season, when he posted a career-high 16 goals and 16 assists with a team-leading 140 penalty minutes. He was traded to Anaheim for former Red Wings' star Sergei Fedorov in Nov. 2005.

The Kamsack, Saskatchewan native appeared in 613 games in 13 NHL seasons, accumulating 149 points (79G, 70A) and 854 penalty minutes with the Blue Jackets, Anaheim Ducks, Pittsburgh Penguins and Edmonton Oilers.

Internationally, Wright represented Canada at the 1992 and 1993 World Junior Hockey Championships, winning gold in 1993, and also played for Canada at the 2002 World Hockey Championship.

Born on April 6, 1973 in Canora, SK, but was raised in Kamsack, SK

Wright and his wife Christina have three children, daughters Kennady and Ava and son Tanner.



## BOB GREEN

CHIEF AMATEUR SCOUT

Bob Green, 58, enters his seventh season with the Oilers, after joining the team's scouting staff in 2013.

As Chief Amateur Scout, he will work closely with the Director of Amateur Scouting, Tyler Wright to prepare for the NHL Draft, as well as identifying and recruiting NCAA, CHL and European free agent players.

Prior to joining the Edmonton Oilers in 2014, Green served as the General Manager of the Edmonton Oil Kings of the Western Hockey League (WHL) for six seasons and was honoured as the WHL's Executive of the Year in 2011-12 and 2012-13; in both seasons, Green guided the Oil Kings to the WHL finals. In 2011-12 the Oil Kings posted the best record in the WHL with a mark of 50-15-3-4

for 107 points, capturing the Scotty Munro Memorial Trophy. The Oil Kings went on to capture the Ed Chynoweth Cup, marking their first WHL championship in modern franchise history, as well as earning them a trip to the Memorial Cup.

Green has also spent time throughout his career serving as the Assistant General Manager and Director of Player Personnel for the Medicine Hat Tigers, where he oversaw the Tigers scouting program and WHL Bantam Draft for seven seasons after starting with Medicine Hat in 1993.



## ARCHIE HENDERSON

DIRECTOR OF PRO SCOUTING

Henderson, 62, joined the Edmonton Oilers as Director of Pro Scouting on June 29, 2019. Henderson spent the last four seasons as a pro scout for the Detroit Red Wings.

Henderson has been an NHL pro scout for 20 seasons, also working for the Ottawa Senators (2007-10) and Washington Capitals (1993-2004).

A native of Calgary, Alberta, Henderson played more 632 games over 11 professional seasons before joining the scouting ranks. A forward, Henderson was drafted by the Washington Capitals in the 10th round, 156th overall, in the 1977 NHL Entry Draft, after three seasons in the WHL with Lethbridge and Victoria. He spent time with Washington, the Minnesota North Stars and the Hartford Whalers from 1980-83. He attended the Oilers training camp in 1984, before being

assigned to the team's AHL affiliate in Nova Scotia. Henderson appeared in 23 NHL games, posting four points (3G, 1A), 92 penalty minutes and a -3 plus-minus rating. The long-time minor leaguer is regarded as one of the toughest of his time, topping 200 penalty minutes seven times before retiring in 1988. During his professional career, he also made stops in Port Huron and Saginaw in the International Hockey League (IHL), Nashville and Fort Worth in the Central Hockey League (CHL) and played over 400 games in the American Hockey League (AHL) with Hershey, Binghamton, New Haven, Nova Scotia and Maine. Was voted most popular player with Nashville (CHL) in 1981-82, and was named an honorary citizen of Nashville in 1982. Henderson was a longtime executive member with the PHPA (Professional Hockey Players' Association), earning him the 2019 Executive Director's Honouring the Past Award.

Henderson was also a teammate of Oilers General Manager Ken Holland when the pair suited up for the American Hockey League's Binghamton Whalers in 1982-83.

After his playing career, Henderson was head coach of Nashville (ECHL) for the 1989-90, after coaching Indianapolis (IHL) in its inaugural season in 1988-89. He had served as a player-assistant coach with Fort Worth (CHL) in 1979-80. Henderson also coached the Murrayfield Racers of the British Hockey League in 1990-91.

Henderson and his wife Alice have two children, one daughter Amanda and one son, AJ. They also have four grandchildren, Rowan, Calder, Frank and Logan.



## SCOTT HOWSON

DIRECTOR OF PLAYER DEVELOPMENT

Scott Howson, 59, enters his third season in Player Development with the Edmonton Oilers, after serving as a pro scout with the organization during the 2016-17 season.

In this role, he oversees the progress of Oilers' prospects playing in the Canadian Hockey League and other junior leagues in North America, NCAA and Europe. In addition, he continues to serve as a pro scout.

Howson has been with the Oilers organization for 19 seasons in total, including 13 seasons from 1994 through 2007 and then again from 2013 until his current tenure.

In 2007, Howson was hired as the General Manager of the Columbus Blue Jackets. In his time with Columbus, he compiled a 173-190-59 record and advanced to the Stanley Cup Playoffs for the first time in franchise history in 2008-09, losing in the Conference Quarterfinals to the Detroit Red Wings.

The Toronto, Ontario native was the Oilers Assistant to the General Manager in 2000-01 and served as the club's Assistant General Manager from 2001-2007, working beside General Manager Kevin Lowe in overseeing the Oilers' hockey operations.

Prior to his arrival in Edmonton, Howson spent six years with the Oilers' American Hockey League affiliates. As General Manager of the Cape Breton Oilers from 1994-96, he oversaw the franchise's move to Hamilton in 1996 and was the Bulldogs' General Manager from 1996-2001.

Howson had a stellar junior hockey career, playing three seasons with the Kingston Canadians (OHA/OHL), compiling 302 points (122G, 180A) in 197 career games, including a 140 point season (57G, 83A) in 1980-81.

After signing with the New York Islanders as an undrafted free agent, his professional career began in 1981-82 with the Toledo Goaldiggers, when he was awarded the Garry F. Longman Memorial Trophy as the IHL's Most Outstanding Rookie, after recording 120 points (55G, 65A) in 71 games.

From 1982 through 1986, Howson split time with the Central Hockey League's (CHL) Indianapolis Checkers and American Hockey League's (AHL) Springfield Indians. Over two seasons with Indianapolis, Howson accumulated 145 points (70G, 75A) in 146 games and registered 94 points (35G, 59A) in 110 games with Springfield. He also appeared in 18 games with the New York Islanders from 1984-86, posting five goals and three assists.



## KEITH SULLIVAN

DIRECTOR OF EUROPEAN SCOUTING

Keith Sullivan joined the Edmonton Oilers scouting staff in 2017-18, and was named Director of European Scouting for the 2019-20 season.


Prior to joining the Oilers, Sullivan was an amateur scout with the Boston Bruins from 2013 through 2017. He also scouted for the Winnipeg Jets in 2011-12, and the Phoenix Coyotes from 2008 through 2012.

Sullivan was assistant general manager of the USHL's Omaha Lancers in 2016-17 and Vice President and General Manager of the USHL's Muskegon Lumberjacks from 2012-13. Sullivan scouted previously for both Lincoln and Omaha in the USHL.

## OILERS SCOUTING / HOCKEY OPERATIONS STAFF



**MIKE CHIARELLI**  
Amateur Scout



**CHRIS CICHOCKI**  
Pro Scout




**JIM CROSSON**  
Amateur Scout



**CONNIE HADDEN**  
Travel Manager



**SCOTT HARLOW**  
Amateur Scout



**JOHN HILL**  
Amateur Scout



**BRAD HOLLAND**  
Pro Scout



**MITCH HOLMBERG**  
Amateur Scout




**JUSTIN MAHÉ**  
Manager, Hockey Analysis




**PAUL MESSIER**  
Pro Scout



**ALEX NAUROV**  
Amateur Scout



**ANDREW SHAW**  
Amateur Scout



**MATTI VIRMANEN**  
Amateur Scout



**SHAUN MAHÉ**  
Coordinator,  
Hockey Operations





COACHING &  
TEAM STAFF



## DAVE TIPPETT

HEAD COACH

Dave Tippett, 58, became the Oilers 16th head coach all-time on May 28, 2019.

Prior to joining the Oilers, Tippett was a head coach in the NHL for 15 seasons (2002-2017), with Dallas and Phoenix/Arizona, posting a career record of 553-413-28-102 in 1,114 games, for a 0.563 winning percentage. He also served as an assistant coach in Los Angeles from 1999-2002. In 2018-19, Tippett served as a senior advisor for Seattle's NHL team.

Over eight years as head coach in Arizona, Tippett had a 282-257-78 record over 620 games. He led the Coyotes to three playoff appearances and won the Jack Adams Award in 2010, presented to the NHL's top coach.

Prior to joining Arizona, Tippett spent seven seasons as head coach of the Dallas Stars (from 2002-2009), posting a record of 271-162-59. Under Tippett's leadership, the Stars won two Pacific Division titles (2002-03, 2005-06), made the playoffs in five out of six seasons and advanced to the 2008 Western Conference Finals.

Tippett transitioned to coaching in 1994-95, serving as a player-assistant coach with the IHL's Houston Aeros. He started as an assistant coach with Houston in 1995-96, but was named head coach after 42 games. Tippett went on to coach Houston through 1999, leading the Aeros to an IHL Championship, the Turner Cup, in 1999. He was also named IHL Coach of the Year in 1999.

Tippett was also a member of Canada's coaching staff at three world championships, as a head coach in 2014 and an assistant coach in 2009 and 2013, winning a silver medal in 2009. He was also an assistant coach with Team North America at the 2016 World Cup of Hockey.

As a player, Tippett appeared in 721 NHL games over 11 seasons with Hartford, Washington, Pittsburgh and Philadelphia. A forward, he registered 262 regular season points (93G, 169A) with 317 penalty minutes. He also appeared in the playoffs eight times, posting 22 points (6G, 16A) in 62 games. Tippett was an alternate captain for four seasons in Hartford, from 1986 through 1990.

Internationally, Tippett played for Canada at two Olympic Games (1984, 1992), winning a silver medal at the 1992 Olympic Winter Games in Albertville, France. He was captain at the 1984 Olympics, and an alternate captain in 1992.

Tippett played two years with the SJHL's Prince Albert Raiders from 1979-1981, amassing 236 points (95G, 141A) in 115 games. He went on to play at the University of North Dakota from 1981-83, capturing an NCAA Championship in 1982.

Born on August 25, 1961 in Moosomin, SK, he was raised in Prince Albert, SK.

He and his wife Wendy have two daughters, Nicole and Natalie, along with three grandchildren.



## DAVE TIPPETT HEAD COACHING RECORD

SEASON	TEA	LEAGUE	REGULAR SEASON							PLAYOFFS			
			GP	W	L	T	OTL/T	PTS	W%	GP	W	L	W%
1995-96	HOU	IHL	40	17	18	-	5	39	0.488	-	-	-	-
1996-97	HOU	IHL	82	44	30	-	8	96	0.585	13	8	5	0.615
1997-98	HOU	IHL	82	50	22	-	10	110	0.671	4	1	3	0.250
1998-99	HOU	IHL	82	54	15	-	13	121	0.738	19	11	8	0.579
2002-03	DAL	NHL	82	46	17	15	4	111	0.677	12	6	6	0.500
2003-04	DAL	NHL	82	41	26	13	2	97	0.591	5	1	4	0.200
2005-06	DAL	NHL	82	53	23	-	6	112	0.683	5	1	4	0.200
2006-07	DAL	NHL	82	50	25	-	7	107	0.652	7	3	4	0.429
2007-08	DAL	NHL	82	45	30	-	7	97	0.591	18	10	8	0.556
2008-09	DAL	NHL	82	36	35	-	11	83	0.506	-	-	-	-
2009-10	PHX	NHL	82	50	25	-	7	107	0.652	7	3	4	0.429
2010-11	PHX	NHL	82	43	36	-	13	99	0.604	4	0	4	0.000
2011-12	PHX	NHL	82	42	37	-	13	97	0.591	16	9	7	0.563
2012-13	PHX	NHL	48	21	18	-	9	51	0.531	-	-	-	-
2013-14	PHX	NHL	82	37	30	-	15	89	0.543	-	-	-	-
2013-14	CAN	WHC	8	6	1	-	1	13	0.813	Finished fifth overall			
2014-15	ARI	NHL	82	24	50	-	8	56	0.341	-	-	-	-
2015-16	ARI	NHL	82	35	39	-	8	78	0.476	-	-	-	-
2016-17	ARI	NHL	82	30	42	-	10	70	0.427	-	-	-	-
<b>EDMONTON TOTALS</b>			-	-	-	-	-	-	-	-	-	-	-
<b>PHOENIX/ARIZONA TOTALS</b>			<b>622</b>	<b>282</b>	<b>257</b>	-	<b>83</b>	<b>667</b>	<b>0.536</b>	<b>27</b>	<b>12</b>	<b>15</b>	<b>0.444</b>
<b>DALLAS TOTALS</b>			<b>492</b>	<b>271</b>	<b>156</b>	<b>28</b>	<b>37</b>	<b>607</b>	<b>0.617</b>	-	-	-	-
<b>NHL CAREER</b>			<b>1114</b>	<b>553</b>	<b>413</b>	<b>28</b>	<b>120</b>	<b>1254</b>	<b>0.563</b>	<b>74</b>	<b>33</b>	<b>41</b>	<b>0.446</b>
<b>IHL CAREER</b>			<b>286</b>	<b>165</b>	<b>85</b>	-	<b>36</b>	<b>366</b>	<b>0.640</b>	<b>4</b>	<b>0</b>	<b>4</b>	<b>0.000</b>



## EDMONTON OILERS HEAD COACHING RECORDS

HEAD COACH	SEASON	REGULAR SEASON							PLAYOFFS					PLAYOFF RESULT	
		GC	W	L	O/T	PTS	PCT.	RANK	GC	W	L	T	PCT.		
Dave Tippett	2019-20	-	-	-	-	-	-	-	-	-	-	-	-	-	-
b. 10/3/1967, Melville, Sask.	<b>OILERS CAREER</b>	-	-	-	-	-	-	-	-	-	-	-	-	-	-
	<b>NHL CAREER</b>	<b>1114</b>	<b>553</b>	<b>413</b>	<b>148</b>	<b>1254</b>	<b>0.563</b>		<b>74</b>	<b>33</b>	<b>41</b>	<b>0</b>	<b>0.446</b>	Dallas Stars (2002-2009); Phoenix/ Arizona Coyotes (2009-17)	

### PAST COACHES LISTED BY GAMES COACHED

HEAD COACH	SEASON	REGULAR SEASON							PLAYOFFS					PLAYOFF RESULT
		GC	W	L	O/T	PTS	PCT.	RANK	GC	W	L	T	PCT.	
Glen Sather	1979-80	80	28	39	13	69	0.431	4th - Smythe/ 16th overall	3	0	3	-	0.000	Lost Preliminary Round
b. 9/2/1943, High River, Alta.	1980-81	62	25	26	11	61	0.492	4th - Smythe/ 14th overall	9	5	4	-	0.556	Lost Quarter-Final
	1981-82	80	48	17	15	111	0.694	1st - Smythe/ 2nd overall	5	2	3	-	0.400	Lost Division Semi-Final
	1982-83	80	47	21	12	106	0.663	1st - Smythe/ 3rd overall	16	11	5	-	0.688	Lost Stanley Cup Final
	1983-84	80	57	18	5	119	0.744	1st - Smythe/ 1st overall	19	15	4	-	0.789	Won the Stanley Cup
	1984-85	80	49	20	11	109	0.681	1st - Smythe/ 2nd overall	18	15	3	-	0.833	Won the Stanley Cup
	1985-86*	80	56	17	7	119	0.744	1st - Smythe/ 1st overall	10	6	4	-	0.600	Lost Division Semi-Final
	1986-87	80	50	24	6	106	0.663	1st - Smythe/ 1st overall	21	16	5	-	0.762	Won the Stanley Cup
	1987-88	80	44	25	11	99	0.619	2nd - Smythe/ 3rd overall	19	16	2	1	0.842	Won the Stanley Cup
	1988-89	80	38	34	8	84	0.525	3rd - Smythe/ 7th overall	7	3	4	-	0.429	Lost Division Semi-Final
	1993-94	60	22	27	11	55	0.458	6th - Pacific/ 23rd overall	-	-	-	-	-	-
	<b>OILERS CAREER</b>	<b>842</b>	<b>464</b>	<b>268</b>	<b>110</b>	<b>1038</b>	<b>0.616</b>		<b>127</b>	<b>89</b>	<b>37</b>	<b>1</b>	<b>0.705</b>	
	<b>NHL CAREER</b>	<b>932</b>	<b>497</b>	<b>307</b>	<b>128</b>	<b>1122</b>	<b>0.602</b>		<b>127</b>	<b>89</b>	<b>37</b>	<b>1</b>	<b>0.705</b>	New York Rangers (2002-04)
	<b>WHA CAREER</b>	<b>178</b>	<b>95</b>	<b>76</b>	<b>7</b>	<b>197</b>	<b>0.553</b>		<b>23</b>	<b>8</b>	<b>15</b>	<b>-</b>	<b>0.348</b>	Edmonton Oilers (1976-79)

\* Won the Jack Adams Award as NHL Coach of the Year/ Inducted into the Hockey Hall of Fame in 1997

HEAD COACH	SEASON	REGULAR SEASON							PLAYOFFS					PLAYOFF RESULT
		GC	W	L	O/T	PTS	PCT.	RANK	GC	W	L	T	PCT.	
Craig MacTavish	2000-01	82	39	28	15	93	0.567	2nd - Northwest/ 12th overall	-	-	-	-	-	-
b. 8/15/1958, London, Ont	2001-02	82	38	28	16	92	0.561	3rd - Northwest/ 15th overall	-	-	-	-	-	-
	2002-03	82	36	26	20	92	0.561	4th - Northwest/ 14th overall	6	2	4	-	0.333	Lost Conference Quarter-Final
	2003-04	82	36	29	17	89	0.543	4th - Northwest/ 17th overall	-	-	-	-	-	-
	2005-06	82	41	28	13	95	0.579	3rd - Northwest/ 14th overall	24	15	9	-	0.625	Lost Stanley Cup Final
	2006-07	82	32	43	7	71	0.433	5th - Northwest/ 25th overall	-	-	-	-	-	-
	2007-08	82	41	35	6	88	0.537	4th - Northwest/ 19th overall	-	-	-	-	-	-
	2008-09	82	38	35	9	85	0.518	4th - Northwest/ 21st overall	-	-	-	-	-	-
	2014-15	5	0	3	2	0	0.000		-	-	-	-	-	-
	<b>OILERS CAREER</b>	<b>661</b>	<b>301</b>	<b>255</b>	<b>105</b>	<b>705</b>	<b>0.535</b>	<b>30</b>	<b>17</b>	<b>13</b>	<b>-</b>	<b>-0.567</b>		

HEAD COACH	SEASON	REGULAR SEASON							PLAYOFFS					PLAYOFF RESULT
		GC	W	L	O/T	PTS	PCT.	RANK	GC	W	L	T	PCT.	
Ron Low	1994-95	13	5	7	1	11	0.423	5th - Pacific/ 22nd overall	-	-	-	-	-	-
b. 6/21/1950, Birtle, Man.	1995-96	82	30	44	8	68	0.415	5th - Pacific/ 21st overall	-	-	-	-	-	-
	1996-97	82	36	37	9	81	0.494	3rd - Pacific/ 13th overall	12	5	7	-	0.417	Lost Conference Semi-Final
	1997-98	82	35	37	10	80	0.488	3rd - Pacific/ 15th overall	12	5	7	-	0.417	Lost Conference Semi-Final
	1998-99	82	36	38	8	78	0.476	2nd - Northwest/ 16th overall	4	0	4	-	0.000	Lost Conference Quarter-Final
	<b>OILERS CAREER</b>	<b>341</b>	<b>139</b>	<b>162</b>	<b>40</b>	<b>318</b>	<b>0.466</b>		<b>28</b>	<b>10</b>	<b>18</b>	<b>-</b>	<b>0.357</b>	
	<b>NHL CAREER</b>	<b>505</b>	<b>208</b>	<b>243</b>	<b>54</b>	<b>470</b>	<b>0.465</b>		<b>28</b>	<b>10</b>	<b>18</b>	<b>-</b>	<b>0.357</b>	New York Rangers (2000-02)

HEAD COACH	SEASON	REGULAR SEASON							PLAYOFFS					PLAYOFF RESULT
		GC	W	L	O/T	PTS	PCT.	RANK	GC	W	L	T	PCT.	
Todd McLellan	2015-16	82	31	43	8	70	0.427	7th - Pacific/ 29th overall	-	-	-	-	-	-
b. 10/3/1967, Melville, Sask.	2016-17	82	47	26	9	103	0.628	2nd - Pacific/ 8th overall	13	7	6	-	0.538	Lost Conference Semi-Final
	2017-18	82	36	40	6	78	0.476	6th - Pacific/ 23rd overall	-	-	-	-	-	-
	2018-19	20	9	10	1	19	0.475		-	-	-	-	-	-
	<b>OILERS CAREER</b>	<b>266</b>	<b>123</b>	<b>119</b>	<b>24</b>	<b>270</b>	<b>0.508</b>		<b>13</b>	<b>7</b>	<b>6</b>	<b>-</b>	<b>0.538</b>	
	<b>NHL CAREER</b>	<b>806</b>	<b>434</b>	<b>282</b>	<b>90</b>	<b>958</b>	<b>0.594</b>		<b>62</b>	<b>30</b>	<b>32</b>	<b>-</b>	<b>0.493</b>	San Jose Sharks (2008-15)

HEAD COACH	SEASON	REGULAR SEASON							PLAYOFFS					PLAYOFF RESULT
		GC	W	L	O/T	PTS	PCT.	RANK	GC	W	L	T	PCT.	
Ted Green	1991-92	80	36	34	10	82	0.513	3rd - Smythe/ 12th overall	16	8	8	-	0.500	Lost Conference Final
b. 3/23/1940, Eriksdale, Man.	1992-93	84	26	50	8	60	0.357	5th - Smythe/ 20th overall	-	-	-	-	-	-
	1993-94	24	3	18	3	9	0.187	-	-	-	-	-	-	-
	<b>OILERS CAREER</b>	<b>188</b>	<b>65</b>	<b>102</b>	<b>21</b>	<b>151</b>	<b>0.402</b>		<b>16</b>	<b>8</b>	<b>8</b>	<b>-</b>	<b>0.500</b>	





	REGULAR SEASON								PLAYOFFS					PLAYOFF RESULT
	SEASON	GC	W	L	O/T	PTS	PCT.	RANK	GC	W	L	T	PCT.	
<b>Tom Renney</b> b. 3/1/1955, Cranbrook, B.C.	2010-11	82	25	45	12	62	0.378	5th - Northwest/ 30th overall	-	-	-	-	-	
	2011-12	82	32	40	10	74	0.451	5th - Northwest/ 29th overall	-	-	-	-	-	
	<b>OILERS CAREER</b>	<b>164</b>	<b>57</b>	<b>85</b>	<b>22</b>	<b>136</b>	<b>0.414</b>		-	-	-	-	-	
<b>NHL CAREER</b>	<b>592</b>	<b>260</b>	<b>255</b>	<b>77</b>	<b>597</b>	<b>0.504</b>		<b>24</b>	<b>11</b>	<b>13</b>	<b>-</b>	<b>0.458</b>	Vancouver Canucks (1996-98); New York Rangers (2003-09)	

	REGULAR SEASON								PLAYOFFS					PLAYOFF RESULT
	SEASON	GC	W	L	O/T	PTS	PCT.	RANK	GC	W	L	T	PCT.	
<b>John Muckler</b> b. 4/13/1934, Midland, Ont.	1989-90	80	38	28	14	90	0.563	2nd - Smythe/ 5th overall	22	16	6	-	0.727	Won the Stanley Cup
	1990-91	80	37	37	6	80	0.500	3rd - Smythe/ 11th overall	18	9	9	-	0.500	Lost Conference Final
	<b>OILERS CAREER</b>	<b>160</b>	<b>75</b>	<b>65</b>	<b>20</b>	<b>170</b>	<b>0.531</b>		<b>40</b>	<b>25</b>	<b>15</b>	<b>-</b>	<b>0.625</b>	
<b>NHL CAREER</b>	<b>648</b>	<b>276</b>	<b>285</b>	<b>87</b>	<b>639</b>	<b>0.493</b>		<b>67</b>	<b>36</b>	<b>31</b>	<b>-</b>	<b>0.537</b>	Minnesota North Stars (1968-69), Buffalo Sabres (1991-95), New York Rangers (1998-2000)	

	REGULAR SEASON								PLAYOFFS					PLAYOFF RESULT
	SEASON	GC	W	L	O/T	PTS	PCT.	RANK	GC	W	L	T	PCT.	
<b>Dallas Eakins</b> b. 2/27/1967, Dade City, FL, USA	2013-14	82	29	44	9	67	0.409	5th - Pacific/ 28th overall	-	-	-	-	-	
	2014-15	31	7	19	5	19	0.306		-	-	-	-	-	
	<b>OILERS CAREER</b>	<b>113</b>	<b>36</b>	<b>63</b>	<b>16</b>	<b>86</b>	<b>0.389</b>		-	-	-	-	-	

	REGULAR SEASON								PLAYOFFS					PLAYOFF RESULT
	SEASON	GC	W	L	O/T	PTS	PCT.	RANK	GC	W	L	T	PCT.	
<b>Kevin Lowe</b> b. 4/15/1959, Lachute, Que.	1999-00	82	32	26	24	88	0.537	2nd - Northwest/ 14th overall	5	1	4	-	0.200	Lost Conference Quarter-Final
	<b>OILERS CAREER</b>	<b>82</b>	<b>32</b>	<b>26</b>	<b>24</b>	<b>88</b>	<b>0.537</b>		<b>5</b>	<b>1</b>	<b>4</b>	<b>-</b>	<b>0.200</b>	

	REGULAR SEASON								PLAYOFFS					PLAYOFF RESULT
	SEASON	GC	W	L	O/T	PTS	PCT.	RANK	GC	W	L	T	PCT.	
<b>Pat Quinn</b> b. 1/29/1943, d. 11/23/2014	2009-10	82	27	47	8	62	0.378	5th - Northwest/ 30th overall	-	-	-	-	-	
	<b>OILERS CAREER</b>	<b>82</b>	<b>27</b>	<b>47</b>	<b>8</b>	<b>62</b>	<b>0.378</b>		-	-	-	-	-	
	<b>NHL CAREER</b>	<b>1400</b>	<b>684</b>	<b>528</b>	<b>188</b>	<b>1556</b>	<b>0.556</b>		<b>183</b>	<b>94</b>	<b>89</b>	<b>-</b>	<b>0.514</b>	Philadelphia Flyers (1978-82), Los Angeles Kings (1984-87), Vancouver Canucks (1990-96), Toronto Maple Leafs (1998-2006)

	REGULAR SEASON								PLAYOFFS					PLAYOFF RESULT
	SEASON	GC	W	L	O/T	PTS	PCT.	RANK	GC	W	L	T	PCT.	
<b>Ralph Krueger</b> b. 8/31/1959, Winnipeg, Man.	2012-13	48	19	22	7	45	0.469	3rd - Northwest/ 24th overall	-	-	-	-	-	
	<b>OILERS CAREER</b>	<b>48</b>	<b>19</b>	<b>22</b>	<b>7</b>	<b>45</b>	<b>0.469</b>		-	-	-	-	-	

	REGULAR SEASON								PLAYOFFS					PLAYOFF RESULT
	SEASON	GC	W	L	O/T	PTS	PCT.	RANK	GC	W	L	T	PCT.	
<b>Todd Nelson</b> b. 5/11/1969, Prince Albert, Sask.	2014-15	46	17	22	7	41	0.488	6th - Pacific/ 28th overall	-	-	-	-	-	
	<b>OILERS CAREER</b>	<b>42</b>	<b>17</b>	<b>22</b>	<b>7</b>	<b>41</b>	<b>0.488</b>		-	-	-	-	-	

	REGULAR SEASON								PLAYOFFS					PLAYOFF RESULT
	SEASON	GC	W	L	O/T	PTS	PCT.	RANK	GC	W	L	T	PCT.	
<b>George Burnett</b> b. 3/25/1962, Port Perry, Ont.	1994-95	35	12	20	3	27	0.386		-	-	-	-	-	
	<b>OILERS CAREER</b>	<b>35</b>	<b>12</b>	<b>20</b>	<b>3</b>	<b>27</b>	<b>0.386</b>		-	-	-	-	-	

	REGULAR SEASON								PLAYOFFS					PLAYOFF RESULT
	SEASON	GC	W	L	O/T	PTS	PCT.	RANK	GC	W	L	T	PCT.	
<b>Bryan Watson</b> b. 11/14/1942, Bancroft, Ont.	1980-81	18	4	9	5	13	0.361		-	-	-	-	-	
	<b>OILERS CAREER</b>	<b>18</b>	<b>4</b>	<b>9</b>	<b>5</b>	<b>13</b>	<b>0.361</b>		-	-	-	-	-	



## JIM PLAYFAIR

ASSOCIATE COACH



Jim Playfair, 55, joined the Oiler as an associate coach on June 20, 2019.

Playfair has 10 years of coaching experience in the NHL, serving most recently as an associate coach with the Phoenix/Arizona Coyotes from 2011-17, also with Tippet.

Prior to his time with the Coyotes, he was a head coach with the NHL's Calgary Flames in 2006-07, and an assistant coach with the Flames from 2003-06 and from 2007-09.

Overall, Playfair has been coaching in professional hockey for 21 years, serving as head coach in the American Hockey League, with Abbotsford from 2009-11, with Saint John from 2000-03, winning a Calder Cup in 2001. He was head coach with the ECHL's Dayton Bombers from 1993-96, and an assistant coach with the IHL's Michigan K-Wings from 1996-99.

A defenceman during his playing career, he was originally drafted by the Edmonton Oilers in the first round, 20th overall, of the 1982 NHL Entry Draft, suiting up for the Oilers in two games in 1983-84, posting two points (1G, 1A), two penalty minutes and a +4 plus-minus rating.

Overall, he appeared in 21 NHL games, posting six points (2G, 4A), 51 penalty minutes and a +9 plus-minus rating. He also appeared in NHL games with Chicago between 1987 and 1989. Most of his professional career was at the minor league level, appearing in 174 AHL games and 186 IHL games before retiring after the 1991-92 season. Playfair won an IHL Championship, the Turner Cup, in 1990.

Playfair played parts of three seasons with the WHL's Portland Winterhawks from 1981 through 1984. He helped the Winterhawks win the WHL Championship in 1982, and reached the Memorial Cup in both 1982 and 1983, winning in 1983 as the host team.

A native of Fort St. James, B.C., Playfair and his wife Roxane have three sons, Dylan, Jackson and Austyn.



## GLEN GULUTZAN

ASSISTANT COACH

Glen Gulutzan, 47, is entering his second season with the Oilers as an Assistant Coach.

Prior to joining Edmonton, Gulutzan spent two seasons as head coach of the NHL's Calgary Flames. Gulutzan helped the Flames reach the playoffs in 2016-17 and accumulated a record of 82-68-14 in 164 games as Calgary's bench boss.

Prior to joining the Flames, Gulutzan was an assistant coach with the Vancouver Canucks in 2013-14 and served as the head coach of the Dallas Stars from 2011-2013. Gulutzan also coached the American Hockey League's (AHL) Texas Stars from 2009-2011 and led the Stars to the Calder Cup final in 2009-10. Gulutzan also coached the ECHL's Las Vegas Wranglers for six seasons, receiving ECHL Coach of the Year honours in 2005-06.

The Hudson Bay, Saskatchewan native played seven seasons of professional hockey in the West Coast Hockey League (WCHL) for the Fresno Falcons as a player/assistant coach, winning the championship in 2002. He also spent two seasons in Sweden (1994-96), with Tranas AIF and IK Vita Hasten, and one season playing for Vassan Sport in Finland.

Gulutzan played junior hockey for the Western Hockey League's (WHL) Moose Jaw Warriors, Brandon Wheat Kings and Saskatoon Blades from 1987-1992 and two seasons with the University of Saskatchewan Huskies.



## BRIAN WISEMAN

ASSISTANT COACH

Brian Wiseman, 48, joined the Oilers coaching staff as an assistant coach on July 23, 2019.

Wiseman spent the past eight seasons with the University of Michigan as an assistant coach, where he also had a successful four-year playing career with the Wolverines (1990-94).

Prior to his coaching stint in Michigan, Wiseman served as an assistant coach for the American Hockey League (AHL)'s Houston Aeros, helping them reach the Calder Cup Final in 2010-11. Wiseman was an assistant coach at Princeton University in 2003-04 and a video coach for the Dallas Stars in 2002-03, under Tippett.

A forward during his playing career, Wiseman was originally drafted by the New York Rangers in the twelfth round, 257th overall, in the 1991 NHL Entry Draft. He made his NHL debut with the Toronto Maple Leafs, playing three games during the 1996-97 season.

Wiseman split six seasons between the International Hockey League (IHL) and the AHL, earning 515 points (145G, 370A) in 446 career minor league games. In 1998-99, he was the IHL's leading scorer and Most Valuable Player, while leading the Aeros to the Turner Cup. The Aeros' head coach in 1998-99 was current Oilers head coach Dave Tippett. Wiseman served as captain with the Aeros in the 1999-2000 season.

Wiseman ranks third all-time in points at the University of Michigan, earning 348 points (184G, 164A) in 166 career games.

A native of Chatham, Ont., Wiseman and his wife Brandee have two daughters, Chloe and Cameron.



## EDMONTON OILERS ALL-TIME COACHING STAFFS BY SEASON

SEASON	HEAD COACH	ASSISTANT COACHES
1979-80	Glen Sather	None
1980-81	Bryan Watson Glen Sather	Billy Harris Billy Harris, Bryan Watson
1981-82	Glen Sather	Billy Harris
1982-83	Glen Sather	Ted Green, John Muckler
1983-84	Glen Sather	Ted Green, John Muckler
1984-85	Glen Sather	Ted Green, John Muckler
1985-86	Glen Sather	Bob McCammon, John Muckler
1986-87	Glen Sather	Ted Green, John Muckler
1987-88	Glen Sather	Ted Green, John Muckler
1988-89	Glen Sather	Ted Green, John Muckler
1989-90	John Muckler	Ted Green, Ron Low
1990-91	John Muckler	Ted Green, Ron Low
1991-92	Ted Green	Ron Low, Kevin Primeau
1992-93	Ted Green	Ron Low, Kevin Primeau
1993-94	Ted Green Glen Sather	Ron Low, Kevin Primeau Ron Low, Kevin Primeau
1994-95	George Burnett Ron Low	Ron Low, Kevin Primeau Kevin Primeau
1995-96	Ron Low	Bob McCammon, Kevin Primeau
1996-97	Ron Low	Bob McCammon, Kevin Primeau
1997-98	Ron Low	Ted Green, Bob McCammon
1998-99	Ron Low	Ted Green, Kevin Lowe
1999-00	Kevin Lowe	Ted Green, Craig MacTavish
2000-01	Craig MacTavish	Ted Green, Charlie Huddy, Billy Moores
2001-02	Craig MacTavish	Ted Green, Charlie Huddy, Mark Lamb, Billy Moores
2002-03	Craig MacTavish	Ted Green, Charlie Huddy, Billy Moores
2003-04	Craig MacTavish	Ted Green, Charlie Huddy, Billy Moores
2005-06	Craig MacTavish	Charlie Huddy, Billy Moores, Craig Simpson
2006-07	Craig MacTavish	Charlie Huddy, Billy Moores
2007-08	Craig MacTavish	Rob Daum, Charlie Huddy, Billy Moores
2008-09	Craig MacTavish	Kelly Buchberger, Charlie Huddy, Billy Moores
2009-10	Pat Quinn	Kelly Buchberger, Wayne Fleming, Tom Renney
2010-11	Tom Renney	Kelly Buchberger, Ralph Krueger, Steve Smith
2011-12	Tom Renney	Kelly Buchberger, Ralph Krueger, Steve Smith
2012-13	Ralph Krueger	Kelly Buchberger, Steve Smith
2013-14	Dallas Eakins	Keith Acton, Kelly Buchberger, Steve Smith
2014-15	Dallas Eakins Craig MacTavish Todd Nelson	Keith Acton, Craig Ramsay, Rocky Thompson Todd Nelson, Keith Acton, Craig Ramsay, Rocky Thompson Kelly Buchberger, Steve Smith, Rocky Thompson
2015-16	Todd McLellan	Jay Woodcroft, Jim Johnson, Ian Herbers
2016-17	Todd McLellan	Jay Woodcroft, Jim Johnson, Ian Herbers
2017-18	Todd McLellan	Jay Woodcroft, Jim Johnson, Ian Herbers
2018-19	Todd McLellan	Glen Gulutzan, Trent Yawney, Manny Viveiros
2019-20	Ken Hitchcock	Glen Gulutzan, Trent Yawney, Manny Viveiros





## DUSTIN SCHWARTZ

GOALTENDING COACH

Schwartz, 40, is in his sixth year with the Oilers as the club's Goaltending Coach.

Prior to joining the Oilers, Schwartz spent four seasons as a goaltending consultant with the Western Hockey League's (WHL) Edmonton Oil Kings. During his tenure, he helped the Oil Kings collect two WHL Championships as well as a Memorial Cup in 2014.

On August 10, 2017, the Stettler, Alberta native was named as the WHL's Goaltending Consultant. He will be responsible for the WHL Goaltending Advisory Committee, which consists of representatives from the four Western Canada provincial hockey associations and goaltending coaches from WHL Clubs in the Western provinces. Schwartz will work closely with the Western provincial hockey

associations to implement a development plan for the top goaltenders within the minor hockey system.

Schwartz served as the goaltending coach for Team Canada in its gold medal performance at the 2013 Ivan Hlinka tournament. He has instructed/coached at multiple Under-20 and Under-18 Hockey Canada Program of Excellence goaltender camps, assisting in the development of many of Canada's young goaltenders.

Schwartz was also a staff member at Vimy Ridge Academy in Edmonton, creating and developing the goaltending development model and curriculum.

Prior to joining the coaching ranks, Schwartz played five seasons in the CIS for the University of Alberta's Golden Bears, winning a CIS University Cup. He also spent four seasons in the WHL with the Medicine Hat Tigers and the Red Deer Rebels.

Schwartz and his wife Leah have two boys, Zach and Brody.



## DAVID PELLETIER

SKATING COACH

David Pelletier, 44, begins his sixth season with the Edmonton Oilers as the club's Skating Coach. Pelletier works closely with Head Coach Dave Tippett and Oilers management to assist players at all levels of the Oilers organization with their skating.

Pelletier is a three-time Canadian Champion, World Champion, Grand-Prix Final Champion and Olympic Gold Medalist in figure skating. His 2002 Olympic Gold medal marked Canada's first Olympic Gold in pair's figure skating in 42 years.

The Sayabec, Quebec native has been inducted into the Skate Canada Hall of Fame, the Canadian Olympic Hall of Fame, the Canadian Sports Hall of Fame and was a recipient of the Lou Marsh

Trophy in 2001, awarded to outstanding Canadian athletes.

Since retiring from professional figure skating, Pelletier has worked as a power skating coach with several professional and junior athletes as well as members of the Canadian National Women's hockey team.

Pelletier has one son, Jesse.



## JEREMY COUPAL

VIDEO COACH

Jeremy Coupal, 30, is entering his fourth season with the Oilers as the club's Video Coach.

Coupal spent three seasons as Video Coordinator with the Nashville Predators prior to the 2016-17 season.

Prior to joining the Nashville Predators, the Montreal, Quebec native served as a volunteer Assistant Coach for Bemidji State University (video coordinator and goaltending coach) in the Western Collegiate Hockey Association (WCHA) for the 2012-13 season.

Coupal graduated from Rensselaer Polytechnic Institute (RPI) in 2012 with a degree in Industrial and Management Engineering. Coupal was a goaltender for the RPI NCAA Division I team and the first President and founding member of the RPI men's Club Hockey team in the American Collegiate Hockey Association.

Coupal got married over the summer of 2019. His wife's name is Angela.



## ANDRE BRIN

DIRECTOR, HOCKEY COMMUNICATIONS

André Brin, 54, enters his fourth season with the Oilers, and first season as Director, Hockey Communications. He served as the club's Manager of Hockey Communications and Research from 2016 through 2019. Brin oversees all matters pertaining to hockey communications and is the primary media contact for the team.

Prior to joining the Oilers, he worked in communications for Hockey Canada for 14 years, from 1999-2004 and from 2005-2014. Over his time with Hockey Canada, he worked with Canadian National Teams, notably at four Olympic Winter Games, 16 World Junior Championships, nine World Hockey Championships, five World Women's Hockey Championships, one World Men's Under-18 Championship, one World Sledge Hockey Championship and one Paralympic Winter

Games. Overall, Brin worked on 15 teams that won gold at world championships, Olympics or Paralympics.

Brin worked in sports broadcasting for six years in Manitoba, with Radio-Canada Manitoba, XL FM Radio, and on a part-time basis with MTN, now A-Channel. He was also a hockey columnist with La Liberté, Manitoba's only french weekly newspaper, covering the Winnipeg Jets from 1984 through 1989. He has a Bachelor's degree, with majors in French and Political Science, from the Université de Saint-Boniface. Born on April 14, 1965 in Emekuku, Nigeria, he spent most of his childhood in Winnipeg, but also lived in Sydney, NS, Yellowknife, NWT and Algeria during his youth.



## KAITE DOYLE

MANAGER, HOCKEY COMMUNICATIONS AND TEAM SERVICES

Kaite Doyle, 27, enters her second season with the Oilers after joining the organization in January 2019. She supports hockey communications on interview requests, hockey information and oversees team services, including travel logistics on the road.

Prior to joining the Oilers, Doyle was coordinator of hockey operations / men's national teams with Hockey Canada from four seasons. She worked with Canada's National Men's Team at numerous international events, including the Olympic Winter Games (2018), winning a bronze medal, the World Hockey Championship (2018, 2017, 2016), winning a silver and gold medal, the Spengler Cup (2018), finishing first, the World Cup of Hockey (2016), finishing first and the World Junior Hockey Championship (2019, 2017, 2016), winning a silver medal.

Prior to joining Hockey Canada, Doyle worked in media relations with the Ottawa Senators in 2014-15 season. She completed internships with the OHL's Sudbury Wolves, CFL's Toronto Argonauts and NBA's Minnesota Timberwolves. She received a bachelor's degree in sports administration from Laurentian University in 2015.



## SHAWN MAY

MANAGER, HOCKEY COMMUNICATIONS

Shawn May, 29, is entering his eighth season with the Oilers, and fourth as a Manager in the Hockey Communications department. May served as Coordinator of Communications and Media Relations for the Oilers from 2012 to 2016. May works closely with Andre Brin to oversee all day-to-day media requests for players and coaches, accreditation and producing game notes and press releases.

May has worked in the sports communications field for ten years. Since joining the Oilers organization, he has worked six NHL Drafts, one NHL All-Star game and has been the lead on media relations for six Oilers rookie and development camps. He also served as the lead for

communications at the 2016 Syncrude Oil Country Championship, a PGA Tour tournament on the Mackenzie Tour, organized by Oilers Entertainment Group.

Prior to joining the Oilers in 2012, May served as the Communications Coordinator for the Edmonton Eskimos in the Canadian Football League for two seasons.

May holds a Public Relations designation from MacEwan University and is continuing his education in the communications field through the University of Victoria.



## T.D. FORSS

HEAD ATHLETIC THERAPIST

T.D. Forss was named Head Athletic Therapist of the Edmonton Oilers on July 5, 2010. Forss, now in his tenth season with the club, provides Oilers players with day-to-day medical and rehab needs both on the road and at home. As well, he serves as the medical coordinator and liaison between the hockey department and the organization's team of highly-respected physicians and medical specialists.

T.D. has an extensive background in professional sports, including spending seven years, 2003-2010, as the Head Athletic Therapist for the Canadian Football League's Edmonton Eskimos.

Prior to joining the Eskimos, Forss served as the Assistant Athletic Therapist with the Calgary Flames from 2001-2003 and Head Athletic Therapist & Strength Coach for the Spokane Chiefs of the Western Hockey League from 1994-98 and 1999-2001.

T.D., who holds a Master of Arts and Bachelor of Physical Education from the University of Alberta, has spent time with Hockey Canada as an Athletic Therapist at the 1992 Spengler Cup, the 1996 and 1999 World Junior Hockey Championships and the 2012 IIHF Men's World Hockey Championships in Helsinki, Finland. In 2016, T.D. was selected as the Athletic Therapist for Team North America at the 2016 World Cup of Hockey held in Toronto.

He is a member of the Canadian Athletic Therapist Association, the National Athletic Trainers Association, the National Strength & Conditioning Association and the Professional Hockey Athletic Trainers Society.

TD and his wife Monica reside in Edmonton and have two children, Katelin and Liana.



## JEFF LANG

HEAD EQUIPMENT MANAGER

Jeff Lang begins his 17th season with the Edmonton Oilers, and seventh as Head Equipment Manager, since joining the team's training staff in 2003-04. Lang had his 1000th NHL game milestone behind the Oilers bench on Feb. 5, 2018 vs. the Tampa Bay Lightning. The 46-year-old Regina, Saskatchewan native looks after the coordination of equipment and supplies used by the Oilers as well as equipment inventory, maintenance and repair.

After earning a Certificate of Athletic Therapy from Mount Royal College in 1997, Lang began his career with the Calgary Royals of the Alberta Junior Hockey League. He served four seasons from 1996-97 to 1999-00 as both trainer and equipment manager with the junior team before moving on to Hockey Canada.

With the governing body of hockey in Canada, Lang spent another four seasons (1999-00 to 2002-03) honing his craft as an equipment manager with several national teams. He was a member of the training staff of Canada's gold medal winning 2002 Olympic Team in Salt Lake City, and also won gold medals with Canada's men's national team at the 2002 Spengler Cup and Deutschland Cup. He served as equipment manager with the 2003 Under-18 team, which won Canada's first gold medal at the Under-18 World Hockey Championship in Yaroslavl, Russia. Lang, along with T.D. Forss, was part of Team Canada at the 2012 World Hockey Championship in Helsinki, Finland. Lang was also a member of Team Canada at the 2013 World Hockey Championship. Most recently Lang served as the Head Equipment Manager for Team Canada at the 2014 IIHF World Hockey Championship in Minsk, Belarus.

Lang, who was born in Davidson, Saskatchewan, and his wife, Paula, live in Sherwood Park, Alberta with their sons, Hunter and Adam.



## CHRIS DAVIE

ASSISTANT ATHLETIC THERAPIST

Chris Davie is entering his 17th season with the Oilers training department. The 43-year-old native of Provost, Alberta works closely with Head Athletic Therapist T.D. Forss and the Oilers medical staff in injury assessment, treatment and rehabilitation.

A graduate of the University of Alberta's Faculty of Physical Education and Recreation, Davie's first stint with the Oilers came from 1999-2001 when he served as the team's Assistant Athletic Therapist. Following his two seasons with the Oilers he was named the Head Athletic Therapist for the Oilers' American Hockey League affiliate, serving in that role for four seasons. During that span he spent two seasons with the Hamilton Bulldogs (2001-02 to 2002-03) and one each with

the Toronto Roadrunners (2003-04) and Edmonton Road Runners (2004-05).

Following the NHL lockout season, Davie joined Toronto and was the Maple Leafs Assistant Athletic Therapist in 2005-07 before serving as the Head Athletic Therapist for the AHL's Toronto Marlies in 2007-08.

During his career, Davie has also worked on the training staffs of both the Edmonton Eskimos (CFL) and Edmonton Cracker Cats baseball team. He is a member of the Canadian Athletic Therapist Association, the National Athletic Trainers Association, the National Strength and Conditioning Association and the Professional Hockey Athletic Trainers Society.

Chris and his wife, Julie, make Edmonton their home along with sons Benjamin and Sebastian.





## BRAD HARRISON

ASSISTANT EQUIPMENT MANAGER

Brad Harrison enters his tenth season with the Edmonton Oilers as Assistant Equipment Manager. Before moving to Edmonton, he spent four seasons with the Toronto Marlies in the American Hockey League.

Harrison also had seven years working in Germany as an Equipment Manager as well as helping out Team Canada in several tournaments throughout his career. Brad most recently served as the Assistant Equipment Manager alongside Jeff Lang for Team Canada at the 2013 World Hockey Championship in Sweden. Harrison was also a member of Team Canada's staff at the 2006 World Hockey Championship.

In his duties with the Oilers, Harrison looks after outfitting all players from rookie camp right through until the end of the season as well as assisting Jeff Lang in coordinating all equipment and supplies used by the team. Harrison and his wife, Jennifer, have two children; Blake and Ryder.



## SHANE OLMSTED

ASSISTANT EQUIPMENT MANAGER

Shane Olmsted, 30, is entering his fifth full season as an Assistant Equipment Manager, after spending the previous seven seasons as the visiting NHL team's game day room attendant. Shane works closely with Head Equipment Manager Jeff Lang and Assistant Equipment Manager Brad Harrison on a daily basis, as well as oversees all visiting NHL team's game and practice needs while in Edmonton.

Olmsted was born and raised in Edmonton, Alberta, where he obtained a finance degree from the University of Alberta in 2012 prior to joining the Oilers.



## RYAN WILLIAMS

PHYSICAL THERAPIST

Ryan Williams enters his ninth season as Physical Therapist with the Oilers. He received his degree in Physical Therapy from the University of Alberta in 2004.

Ryan has a Diploma in Sports Physical Therapy and is a recognized Sports Physiotherapist through the International Federation of Sports Physical Therapists (IFSPT). He is also a Fellow of the Canadian Association of Manipulative Physical Therapists (FCAMPT), certified in Functional Dry Needling, and has extensive training in functional assessment and performance rehabilitation (EXOS, SFMA, FMS).

Ryan also maintains a clinical practice at the University of Alberta Glen Sather Sports Medicine Clinic, and has been an Associate Clinical Professor with the Department of Physical Therapy. He is the current Past Chair for the Alberta section of Sport Physiotherapy Canada, following his service as Chair from 2014-2019.

The Kitscoty, Alberta native makes Edmonton his home with his wife, Carolyn, and son, Reid.



## STEPHEN LINES

MASSAGE THERAPIST

Stephen Lines, 42, enters his 13th season as a member of the Oilers training staff. He joined the Oilers in 2007-08 after spending three seasons (2005-07) with the Calgary Stampeders of the Canadian Football League. A Registered Massage Therapist, he holds a degree from the Wellington College of Remedial Massage Therapies in Winnipeg, Manitoba and has worked closely with Hockey Canada since 2001.

Lines was a member of the Team Canada training staff at the 2008 IIHF World Championship in Halifax, Nova Scotia and Quebec City, Quebec, serving as the Massage Therapist for the silver medal winning hosts. It was his second appearance with Team Canada as he was the Massage Therapist with the 2007 National Junior Team, helping Canada win the gold medal at the IIHF World Junior Hockey Championship in Sweden.

Lines has also worked many of Hockey Canada's development and selection camps for both the men's and women's national teams as well as with the Canadian Under-18 teams. He worked closely with the national team in its preparations for the 2006 Winter Olympics in Torino, Italy.

Born in Victoria, British Columbia, Lines grew-up in Winnipeg, Manitoba, before beginning his professional sports career in Calgary. Besides his work with the Calgary Stampeders and Hockey Canada, he has worked with the Edmonton Oil Kings, Calgary Flames, Calgary Hitmen, University of Alberta track team and Canadian Paralympic Swim team.



## CHAD DRUMMOND

HEAD STRENGTH AND CONDITIONING COACH

Chad Drummond enters his eighth full season with the Oilers as the club's Head Strength and Conditioning Coach. He is responsible for the development and implementation of all day-to-day aspects of the teams off ice conditioning.

Prior to joining the Oilers, Drummond worked as a trainer/strength coach at Body by Bennett from 2006-2012. During this time, he was responsible for creating the club's group training and yoga programs and also served as Body by Bennett's west end manager.

Drummond is a dedicated and influential trainer who has developed the skills necessary to pursue the perfection of strength and conditioning implementation in the realm of professional hockey.

Chad was born and raised in Edmonton and has enveloped himself in the life of a personal trainer. He adopted the belief that there is no difference between success and hard work. Chad's philosophy of physical fitness lays in the foundation of the belief that anything is possible through hard work and dedication to one's belief in themselves.

Drummond has a strong wealth of experience working with National Hockey League players, Olympic athletes and other world class athletes. He has also been responsible for the education of practicum students from the University of Alberta and the Northern Alberta Institute of Technology.



## PATRICK LOVE

ASSISTANT STRENGTH AND CONDITIONING COACH

Patrick Love, 28, joins this Oilers this season after five seasons as the strength and conditioning coach for the Oilers top AHL affiliate, the Bakersfield Condors from 2015-19 and the Oklahoma City Barons in 2014-15.

Love also assisted with video analysis with Bakersfield/ Oklahoma City. Prior to joining the Oilers organization, Love was obtaining a Master's Degree in Wellness Management from the University of Central Oklahoma. While attending university, he served as an assistant for the schools ACHA Division I Hockey Club. He also has a Bachelor of Sciences in Kinesiology, Exercise/ Fitness Management.

The native of Plano, TX is also a Certified Exercise Physiologist (American College of Sports Medicine), a Certified Strength and Conditioning Specialist (National Strength and Conditioning Association) and a Level I Coach from Precision Nutrition.

Love also played hockey, most notably as an alternate captain with the Helena Tier III Bighorns in 2010-11, who won the national Tier III Championship, with an overall record of 70 wins and three losses.

A native of Plano, TX... Born on January 8, 1990... Has two cousins that are professional football coaches, Dan Campbell, assistant coach and tight ends coach with the NFL's New Orleans Saints and Clint Dolezal, head coach for the Philadelphia Soul of the Arena Football League.



## JOEY MOSS

DRESSING ROOM ATTENDANT

Although he works behind the scenes with the Edmonton Oilers training staff, Joey Moss, 56, is one of the organization's most well-known and beloved members.

Brought to the attention of the Oilers by Wayne Gretzky, Joey has endeared himself to the players, coaches, staff and fans of the Oilers since he began working in the team's dressing room in 1984-85. Joey, born with Down's syndrome, can be seen helping the other members of the Oilers training staff on a daily basis from the start of training camp until the final whistle each spring. Among his many duties, Joey looks after the cleaning of the dressing room, team laundry, the handling of towels and water for games and practices and the distribution of equipment.

Joey is an integral part of the Oilers and has been with them through four of their five Stanley Cup championship seasons. During games, Joey can be found in his customary seat behind the Oilers' bench, where he belts out the loudest version of "O Canada" prior to every home game.

Each season, the Oilers conclude their training camp with the presentation of the Joey Moss Cup to the winners of the annual intra-squad tournament. The tournament began over a decade ago as an evaluation tool for the coaching staff, and has evolved into a charitable fundraising event for various programs throughout Oil Country.

On June 16, 2017, the Professional Hockey Athletic Trainers Society (PHATS) and Society of Professional Hockey Equipment Managers (SPHEM) honoured Joey at their annual meetings, for his outstanding service and contributions to the Edmonton Oilers Hockey Club.

On May 29, 2015, Joey was inducted to the Alberta Sport's Hall of Fame to honour his contributions and dedication made to both the Edmonton Oilers, as well as the Edmonton Eskimos in the Canadian Football League.

On May 17, 2007, Joey accepted the Mayor's Award from City of Edmonton mayor, Stephen Mandel, in recognition of the Oilers commitment to persons with disabilities.

Prior to the 2003 NHL All-Star Game in Florida, Joey was presented the NHL Alumni Association's "Seventh Man Award" by Gretzky. The award is presented by the NHL Alumni Association to NHL members "whose behind-the-scene efforts make a difference in the lives of others."

Outside the dressing room, Joey has lent his name and support to "Joey's Home", an assisted-living home for individuals with developmental disabilities overseen by the Winnifred Stewart Association.

Joey's talents are not confined to just the hockey rink, as he has served with the Edmonton Eskimos training staff during the summers since the 1986 Canadian Football League season.



## EDMONTON OILERS MEDICAL STAFF

**DR. DHIREN NAIDU**

Head Team Physician and Medical Director,  
Physiatrist & Sport Medicine Physician

**DR. DAVID REID**

Team Physician, Orthopedic Surgeon

**DR. JEFF ROBINSON**

Team Physician, Sport Medicine Physician

**DR. JOHN CLARKE**

Team Physician, Sport Medicine Physician

**DR. MIKE WAGNER**

Team Physician, Sport Medicine Physician

**DR. ADAM KEOUGH**

Team Physician, Sport Medicine Physician

**DR. BEN EASTWOOD**

Head Team Dentist

**DR. NATHAN KERN**

Team Dentist

**DR. TREVOR USHKO**

Team Dentist

**DR. BRENT SAIK**

Team Optometrist

**DR. MARTIN MRAZIK**

Neuropsychologist



## EDMONTON OILERS COMMUNITY FOUNDATION

The Edmonton Oilers Community Foundation (EOCF) is a proud supporter of Oil Country and has been contributing to our community's success since 2001. With a focus on programs that support health and wellness, education and minor hockey programming for youth, the Oilers Foundation is deeply committed to its goal of helping to enrich lives and eradicate social issues while finding long-term solutions to build strong, vibrant and safe communities.

Since its inception in 2001, the EOCF has contributed over \$40 million to more than 2,900 charities, community groups and minor hockey programs throughout Northern Alberta. Thanks to the generosity of our valued hockey fans, Oilers players, the EOCF Board of Directors, Oilers Entertainment Group (OEG) employees and the Katz Family, this past 2018-19 season, the Foundation had a record year of giving, donating \$4.3 million to charities and minor hockey groups.

For more information on the EOCF and its programs, go to: [nhl.com/oilers/eocf](http://nhl.com/oilers/eocf)

### SOME OF THE FOUNDATION'S PROGRAMS

#### ROYAL ALEXANDRA HOSPITAL FOUNDATION

The Edmonton Oilers Community Foundation (EOCF) committed \$1 million to the Royal Alexandra Hospital Foundation to purchase a Positron Emission Tomography and Computed Tomography (PET/CT) Scanner.

A PET/CT Scanner allows physicians and care teams to detect, diagnose, stage and treat diverse forms of cancer and a wide range of diseases that affect people of all ages and backgrounds. This will be Canada's highest resolution digital PET/CT system, which will be used as a leading-edge diagnostic tool within the Alberta Health Services system and have a remarkable impact on the advance of healthcare in Edmonton, and central and northern Alberta.

The addition of this diagnostic equipment will have transformational clinical impact on patient diagnostics and treatment, including surgical and neurological care. The system will be used to enhance leadership in medical training and research, and furthermore, by radiologists and neurologists to develop and expand concussion protocols to better treat and mitigate brain injuries arising from participation in professional and amateur sports.

#### INNER CITY HIGH SCHOOL

Inner City High School's focus on supporting youth education and health and wellness is a perfect complement to the Edmonton Oilers Community Foundation's (EOCF) mandate. In December 2010, the EOCF purchased the former Native Friendship Centre to serve as Inner City High School's new home.

The new facility, spearheaded by the EOCF, accommodates 150 students marking a 125 per cent increase from the previous school building's capacity. Accredited by Alberta Learning, Inner City High School focuses on offering youth both an academic and arts-based alternative to a high school diploma. Helping youth achieve their full potential both academically and personally is a fundamental goal of Inner City High School and in some cases, the work will be nothing short of lifesaving.

This alternative high school supports Edmonton's inner-city youth with a stable and consistent path that goes beyond the classroom. Youth are given guidance regarding accommodation, counselling, nutrition and medical care. Its strong sense of community has created a safe haven offering many at-risk youth a solution and promising future. Through this initiative, the EOCF continues to leave a lasting legacy for the City of Edmonton and its downtown core.



#### ICE SCHOOL

ICE School (In Class Education) or as many students have affectionately dubbed it: Incredibly Cool Education, has been an Edmonton Oilers Community Foundation (EOCF) initiative since the 2002.

ICE School is one of Edmonton's Inquiring Minds sites allowing teachers to follow curriculum outcomes taught in the classroom and turn those concepts into real world understanding for their students. Students are given the opportunity to move their classroom for an entire week into the world of Rogers Place and Edmonton's Ice District. The classroom is located on the southwest corner of Rogers Place.





### HOCKEY HELPS KIDS

Hockey Helps Kids is a fun and innovative charity competition which brings together local schools, charities and the Edmonton Oilers to raise awareness and funds for a variety of local charities. The program helps strengthen the relationship between the National Hockey League (NHL), communities, fans and most importantly, helps junior high school students in local communities understand the importance of helping make their community a better place. Students engage in research, interviews and data collection to select their charity. Each school and its chosen charity will be teamed up with an Edmonton Oilers player who will be their Team Captain. Each team then develops a two-minute video to promote their charity and drive votes and awareness, with the goal of achieving the most votes during a designated period. The winning charity will receive \$25,000 and the three runner-ups will each receive a \$10,000 donation



### SEATS FOR KIDS

Through the generosity of individuals and businesses across Oil Country, the Edmonton Oilers Community Foundation's Seats for Kids program provides unused game tickets to registered charities that provide child and family services in the Edmonton area. These tickets allow many children to experience hockey at Rogers Place and, for many, a once-in-a-lifetime opportunity.



### DAVE SEMENKO LEGACY PROJECT

The Edmonton Oilers Community Foundation (EOCF) committed \$225,000 to Sport Central in support of the Dave Semenko Legacy Project. The funds from the Dave Semenko Legacy Project will fund two Sport Central initiatives: Dave's Drive and Put a Lid on a Kid over the next 10 years.

Dave's Drive, an annual equipment drive helping raise awareness, funds and donations for the Sports Central. In addition, the Dave Semenko Put a Lid on a Kid program will be aimed at increasing head safety and concussion prevention for kids in sport by providing new, certified helmets for registered minor hockey players and new bicycle recipients. Every helmet will have a #27 decal applied to it in honour of Dave.



### 50/50 PROGRAM

The Oilers 50/50 draw is an exciting aspect of every home game. WIN50, our very own 50/50 program awards the highest average 50/50 prize of all Canadian NHL teams across the League. The opportunity for our fans to leave the game with an unexpected payout is a very enticing draw and knowing that the net proceeds support local charitable organizations, minor hockey & ringette associations in Northern Alberta and the Edmonton Oilers Community Foundation is just another great reason to support the program!



### COMMUNITY CORNER

The Edmonton Oilers Community Foundation hosts silent auctions at every Oilers home game which provide fans with an exciting opportunity to bid on sports memorabilia and collectibles while supporting their community. Fans can view items and place their bids until halfway through the second intermission at the Community Corner locations. Funds raised through this initiative continue to support various Foundation activities.

### ONLINE AUCTIONS

In addition to in-game fundraising initiatives, the Edmonton Oilers Community Foundation continues to host several online auctions through the season. These events feature one-of-a-kind souvenirs, collectibles and game-worn items not available anywhere else.



## OILERS IN THE COMMUNITY

Each and every season the Edmonton Oilers make a commitment to being a strong community partner. Through this commitment, the organization, players and staff, participate in a number of different events, charitable fundraisers and community programs. Below is a sampling of the Edmonton Oilers community initiatives.

For a complete list, please visit [EdmontonOilers.com](http://EdmontonOilers.com).

### OFF-ICE APPEARANCES

Oilers players take great pride in providing support on local initiatives and play an active role with many community organizations including: Stollery Children's Hospital Foundation, Right To Play Canada, Cross Cancer Institute, Inner City High School, WE day, Cystic Fibrosis, Canadian Tire's Jumpstart program, Christmas Bureau of Edmonton and Area, and Kids with Cancer Society. Players also visit local hospitals and participate in annual community and school programs.

### YOUTH HOCKEY PROGRAMMING

The Edmonton Oilers have several youth hockey programs geared towards development on and off the ice. Oilers Hockey School presented by Rogers is a six-day camp that provides high-caliber instruction daily, as well as special visits from Oilers players and Oilers Alumni. Oilers Hockey Clinic presented by ATCO is a complimentary weekend camp hosted in one of Oil Country's rural communities. Oilers Second Shift is our newest youth hockey initiative designed to help grow the game and bridge the gap between learn-to-play programs (such as the NHL/NHLPA First Shift program) and minor hockey enrollment. This program is available to kids who are relatively new to the sport and are not currently enrolled in minor hockey at a minimal cost. This six (6) week program offers the opportunity to receive instruction in a fun, non-competitive environment with the ultimate goal of inspiring kids to join minor hockey at the conclusion of the program. More information about each program can be found at [EdmontonOilers.com/youthhockey](http://EdmontonOilers.com/youthhockey).

### EDMONTON OILERS FIRST SHIFT

The Edmonton Oilers First Shift program is designed to ensure a positive experience for new-to-hockey families. Participants aged six to ten receive hockey equipment from Bauer as well as six weeks of on-ice instruction supported by Oilers alumni. With a strong emphasis on fun, Edmonton Oilers First Shift is an affordable, accessible, and safe program for those looking to get their start in hockey.

### SKILLS COMPETITION

The Edmonton Oilers Skills Competition, presented by Rogers, is a fan-focused event that invites fans to watch the Oilers players compete against each other in an exciting demonstration of hockey skills. Individual competitions include: Breakaway challenge, Fastest Skater, Hardest Shot, Most Accurate Shot and King of the Shootout.

### FAN MAIL

While players will make every effort to respond to fan mail, please remember that a personal response is not guaranteed due to the volume of mail each player receives. For best results, write to individual Oilers players, members of the coaching staff or front office personnel, including a self-addressed envelope with appropriate postage at:

Edmonton Oilers Hockey Club  
ATTN: [PLAYER NAME]  
300, 10214 – 104 Avenue NW  
Edmonton, AB  
T5J 0H6





**EDMONTON OILERS  
ORGANIZATIONAL DEPTH CHART**



# ORGANIZATIONAL DEPTH CHART


#	GOALTENDERS	POS	HT	WT	C	BORN	HOMETOWN	2017-18 TEAM	GP	MIN	GA	GAA	SV%	OILERS STATUS	
-	Ilya Konovalov	G	6'0"	194	L	7/13/98	Yaroslavl, RUS	Loko Yaroslavl (KHL)	45	2417	76	1.89	0.930	2019 Dft (3, 85)	
19	Mikko Koskinen	G	6'7"	205	L	7/18/88	Vantaa, FIN	Edmonton (NHL)	55	2992	146	2.93	0.906	*Free agent (2018)	
50	Stuart Skinner	G	6'4"	201	L	11/1/98	Edmonton, AB	Bakersfield (AHL)	6	362	18	2.99	0.879	*2017 Dft (3, 78)	
								Wichita (ECHL)	41	2260	119	3.16	0.903		
								Bakersfield (AHL PO)	4	175	7	2.39	0.918		
40	Shane Starrett	G	6'5"	178	L	7/12/94	Bellingham, MA	Bakersfield (AHL)	42	2448	95	2.33	0.918	*Free agent (2016)	
								Wichita (ECHL)	1	54	2	1.99	0.963		
								Bakersfield (AHL PO)	8	457	22	2.89	0.889		
32	Olivier Rodrigue	G	6'1"	158	L	7/6/00	Chicoutimi, QC	Drummondville (QMJHL)	48	2796	113	2.43	0.902	*2018 Dft (2, 62)	
								Drummondville (QMJHL PO)	3	106	4	2.27	0.905		
41	Mike Smith	G	6'5"	220	L	3/22/82	Kingston, ON	Calgary (NHL)	42	2401	109	2.73	0.898	*Free agent (2019)	
								Calgary (NHL PO)	5	319	17	3.20	0.917		
30	Dylan Wells	G	6'2"	188	L	1/3/98	St. Catharines, ON	Bakersfield (AHL)	12	718	34	2.85	0.909	*2016 Dft (5, 123)	
								Wichita (ECHL)	22	1206	61	3.04	0.912		
								Bakersfield (AHL PO)	1	0	0	0.00	0.000		
#	DEFENCEMEN	POS	HT	WT	S	BORN	HOMETOWN	2017-18 TEAM	GP	G	A	PTS	PIM	+/-	OILERS STATUS
74	Ethan Bear	D	5'11"	190	R	6/26/97	Ochapowace, SK	Bakersfield (AHL)	52	6	25	31	34	14	*2015 Dft (5, 124)
								Bakersfield (AHL PO)	8	2	2	4	4	0	
83	Matt Benning	D	6'1"	203	R	5/25/94	St. Albert, AB	Edmonton (NHL)	70	5	12	17	33	11	*Free agent (2016)
-	Filip Berglund	D	6'3"	206	R	5/10/97	Skelleftea, SWE	Skelleftea AIK (SHL)	52	2	9	11	22	1	2016 Dft (3, 91)
								Skelleftea AIK (SHL)	6	0	0	0	2	-5	
75	Evan Bouchard	D	6'2"	193	R	10/20/99	Oakville, ON	Edmonton (NHL)	7	1	0	1	2	-5	*2018 Dft (1, 10)
								London (OHL)	45	16	37	53	40	28	
								London (OHL PO)	11	4	1	21	6	4	
								Bakersfield (AHL PO)	8	3	5	8	6	3	
86	Philip Broberg	D	6'4"	197	L	6/25/01	Orebro, SWE	AIK J20 (SWE JR SE)	8	2	6	8	8	3	*2019 Dft (1, 8)
								AIK J20 (SWE JR SE PO)	3	0	1	1	0	3	
								AIK (SWE A)	41	2	7	9	14	-1	
								AIK (SWE A PO)	3	0	0	0	0	-1	
								SWE U18 (WU18)	7	2	4	6	6	2	
								SWE U18 (WJHC)	4	0	1	1	0	2	
-	Matthew Cairns	D	6'3"	209	L	4/27/98	Mississauga, ON	Cornell (ECAC)	32	2	2	4	20	-2	2016 Dft (3, 84)
90	Logan Day	D	6'1"	199	R	9/19/94	Seminole, FL	Bakersfield (AHL)	64	7	27	34	14	14	*Free agent (2019)
								Bakersfield (AHL PO)	9	1	0	1	2	-4	
82	Caleb Jones	D	6'1"	190	L	6/6/97	Arlington, TX	Edmonton (NHL)	17	1	5	6	6	-9	*2015 Dft (4, 117)
								Bakersfield (AHL)	50	8	23	29	28	16	
								Bakersfield (AHL PO)	10	0	3	3	6	3	
-	Phil Kemp	D	6'4"	202	R	2/12/99	Greenwich, CT	Yale (ECAC)	30	3	5	8	35	-9	2017 Dft (7, 208)
								USA U20 (WJHC)	7	0	1	1	0	2	
-	Michael Kesselring	D	6'6"	203	R	1/13/00	Manchester, NH	Fargo/Des Moines (USHL)	66	9	25	34	28	7	2018 Dft (6, 164)
								Fargo (USHL)	2	0	0	0	0	-4	
77	Oscar Klefbom	D	6'3"	221	L	7/20/93	Karlstad, SWE	Edmonton (NHL)	61	5	23	28	16	-11	*2011 Dft (1, 19)
84	William Lagesson	D	6'3"	205	L	2/22/96	Gothenburg, SWE	Bakersfield (AHL)	67	8	19	27	45	25	*2014 Dft (4, 91)
								Bakersfield (AHL PO)	10	2	2	4	4	2	
6	Adam Larsson	D	6'3"	202	R	11/12/92	Skelleftea, SWE	Edmonton (NHL)	82	3	17	20	44	-28	*Trade (2016)
								Sweden (WHC)	8	1	3	4	8	6	
47	Keegan Lowe	D	6'2"	189	L	3/29/93	Edmonton, AB	Bakersfield (AHL)	67	0	20	20	66	19	*Free agent (2017)
								Bakersfield (AHL PO)	10	1	5	6	17	1	
26	Brandon Manning	D	6'1"	202	L	6/4/90	Prince George, BC	Edmonton/Chicago (NHL)	39	2	2	4	25	-15	*Trade (2018)
								Bakersfield (AHL)	8	0	0	0	15	5	
-	Ryan Mantha	D	6'5"	229	R	6/18/96	Clarkston, MI	Bakersfield (AHL)	0	0	0	0	0	0	*Free agent (2016)
-	Markus Niemelainen	D	6'4"	190	L	1/8/98	Kuopio, FIN	HPK (SM-Liiga)	50	1	4	5	8	5	2016 Dft (3, 63)
								HPK (SM-Liiga PO)	16	0	2	2	4	-5	
25	Darnell Nurse	D	6'4"	210	L	2/4/95	Hamilton, ON	Edmonton (NHL)	82	10	31	41	87	-5	*2013 Dft (1, 7)
								Canada (WHC)	10	2	2	4	8	8	
36	Joel Persson	D	6'1"	190	R	3/4/94	Osby, SWE	Vaxjo (SHL)	50	6	25	31	8	6	*Free agent (2018)
								Vaxjo (SHL PO)	13	1	4	5	0	6	
4	Kris Russell	D	5'10"	170	L	5/2/87	Caroline, AB	Edmonton (NHL)	72	3	13	16	27	5	*Free agent (2016)
78	Dmitri Samorukov	D	6'2"	196	L	6/16/99	Volgograd, RUS	Guelph (OHL)	59	10	35	45	20	36	*2017 Dft (3, 84)
								Guelph (OHL PO)	24	10	18	28	12	18	
								Guelph (MemCup)	4	0	1	1	2	1	
								RUS U20 (WJHC)	7	1	3	4	2	9	
#	FORWARDS	POS	HT	WT	S	BORN	HOMETOWN	2017-18 TEAM	GP	G	A	PTS	PIM	+/-	OILERS STATUS
15	Josh Archibald	RW	5'10"	177	R	10/6/92	Brainerd, MN	Arizona (NHL)	68	12	10	22	15	1	*Free agent (2019)
49	Tyler Benson	LW	5'11"	190	L	3/15/98	Edmonton, AB	Bakersfield (AHL)	68	15	51	66	44	21	*2016 Dft (2, 32)
								Bakersfield (AHL PO)	10	1	6	7	10	2	
-	Matej Blumel	LW	6'0"	186	L	5/31/00	Pardubice, CZE	Waterloo (USHL)	58	30	30	60	22	4	2019 Dft (4, 100)
								Waterloo (USHL PO)	4	3	1	4	2	-3	



-	Skyler Brind'amour	C	6'3"	183	L	7/27/99	Raleigh, NC	Chilliwack (BCHL) Chilliwack (BCHL PO)	52 11	13 2	31 3	44 5	39 6		2017 Dft (6, 177)
28	Kyle Brodziak	C	6'2"	205	R	5/25/84	St. Paul, AB	Edmonton (NHL)	70	6	3	9	33	-14	*Free agent (2018)
12	Colby Cave	C	6'1"	194	L	12/26/94	North Battleford, SK	Edmonton/ Boston (NHL) Providence (AHL)	53 15	3 6	5 12	8 18	16 13	-5 9	*Waivers (2019)
39	Alex Chiasson	RW	6'3"	210	R	10/1/90	Montreal, QC	Edmonton (NHL)	73	22	16	38	32	-1	*Free agent (2018)
43	Josh Currie	C	5'11"	190	R	10/29/92	Charlottetown, PEI	Edmonton (NHL) Bakersfield (AHL) Bakersfield (AHL PO)	21 53 10	2 27 1	3 14 3	5 41 4	2 17 6	2	*Free agent (2018)
-	Maxim Denezhkin	C	5'10"	165	L	12/10/00	Yaroslavl, RUS	Loko Yaroslavl (KHL) Loko Yaroslavl (MHL)	1 51	0 22	0 17	0 39	0 22	-1 27	2019 Dft (7, 183)
29	Leon Draisaitl	C	6'2"	208	L	10/27/95	Cologne, GER	Edmonton (NHL)	82	50	55	105	52	2	*2014 Dft (1, 3)
89	Sam Gagner	RW	5'11"	202	R	8/10/89	Oakville, ON	Edmonton/ Vancouver (NHL) Toronto (AHL)	32 43	6 12	7 25	13 37	14 12	-6 -7	*Trade (2019)
45	Joseph Gambardella	C	5'10"	196	L	12/1/93	Staten Island, NY	Edmonton (NHL) Bakersfield (AHL) Bakersfield (AHL PO)	15 50 10	0 29 6	3 19 4	3 48 10	2 19 2		*Free agent (2017)
60	Markus Granlund	LW	5'11"	181	L	4/16/93	Oulu, FIN	Vancouver (NHL)	77	12	10	22	20	-4	*Free agent (2019)
91	Gaetan Haas	C	6'0"	179	R	1/31/92	Bonfol, SUI	SC Bern (NLA) SC Bern (NLA PO) Switzerland (WHC)	47 11 8	15 2 1	26 6 2	41 8 3	18 2 2	2 -3 -1	*Free agent (2019)
42	Cameron Hebig	C	6'0"	182	R	1/21/97	Saskatoon, SK	Bakersfield (AHL) Bakersfield (AHL PO)	64 3	11 0	18 0	29 0	30 0	6 -1	*Free agent (2017)
92	Tomas Jurco	LW	6'2"	191	L	12/28/92	Kosice, SVK	Charlotte (AHL) Springfield (AHL) Charlotte (AHL PO)	19 14 18	8 4 7	9 6 11	17 10 18	14 8 8	7	*Free agent (2019)
44	Zack Kassian	RW	6'3"	209	R	1/24/91	Windsor, ON	Edmonton (NHL)	79	15	11	26	102	-6	*Trade (2015)
16	Jujhar Khaira	C	6'4"	212	L	8/13/94	Surrey, BC	Edmonton (NHL)	60	3	15	18	43	-12	*2012 Dft (3, 63)
62	Raphael Lavoie	C/RW	6'4"	202	R	9/25/00	Chambly, QC	Halifax (QMJHL) Halifax (QMJHL PO) Halifax (MemCup)	62 23 4	32 20 2	41 12 1	73 32 3	31 22 2	36 -3 0	2019 Dft (2, 38)
72	Kirill Maksimov	RW	6'2"	194	R	6/1/99	Moscow, RUS	Niagara (OHL) Niagara (OHL PO)	63 2	40 0	39 0	79 11	38 4		*2017 Dft (5, 146)
24	Brad Malone	C	6'2"	219	L	5/20/89	Miramichi, NB	Edmonton (NHL) Bakersfield (AHL) Bakersfield (AHL PO)	16 43 10	0 8 5	0 17 8	0 26 13	4 45 16	0 10 6	*Free agent (2017)
65	Cooper Marody	C	6'0"	184	R	12/20/96	Brighton, MI	Edmonton (NHL) Bakersfield (AHL) Bakersfield (AHL PO)	6 58 4	0 19 0	0 45 0	0 64 2	0 31 -3		*Trade (2018)
-	Tomas Mazura	C	6'4"	179	L	9/23/00	Pardubice, CZE	Kimball Union (USHS)	37	14	40	54	-	-	2019 Dft (6, 162)
97	Connor McDavid	C	6'1"	196	L	1/13/97	Newmarket, ON	Edmonton (NHL)	78	41	75	116	20	3	*2015 Dft (1, 1)
70	Ryan McLeod	C	6'2"	199	L	9/21/99	Mississauga, ON	Mississauga/Saginaw (OHL) Saginaw (OHL PO) Bakersfield (AHL PO)	63 17 5	19 5 0	43 7 3	72 12 3	33 8 0	6	*2018 Dft (2, 40)
-	Graham McPhee	LW	6'1"	184	L	7/24/98	Bethesda, MD	Boston College (H-East)	29	3	6	9	25	-7	2016 Dft (5, 149)
18	James Neal	RW/LW	6'3"	213	L	9/3/87	Whitby, ON	Calgary (NHL) Calgary (NHL PO)	63 4	7 0	12 0	19 0	28 -3		*Trade (2019)
93	Ryan Nugent-Hopkins	C	6'0"	188	L	4/12/93	Burnaby, BC	Edmonton (NHL)	82	28	41	69	26	-13	*2011 Dft (1, 1)
10	Joakim Nygard	LW	6'0"	179	L	1/8/93	Stockholm, SWE	Farjestad BK (SHL) Farjestad BK (SHL PO)	52 14	21 5	14 5	35 10	20 6	15 -2	*Free agent (2019)
98	Jesse Puljujarvi	RW	6'4"	201	R	5/7/98	Tornio, FIN	Edmonton (NHL) Bakersfield (AHL)	46 4	4 2	5 2	9 4	16 7	-14 2	2016 Dft (1, 4)
-	Aapeli Rasanen	C	6'0"	208	R	6/1/98	Tampere, FIN	Boston College (H-East)	33	5	2	7	20	-2	2016 Dft (6, 153)
52	Patrick Russell	RW	6'1"	207	R	1/4/93	Holte, DEN	Edmonton (NHL) Bakersfield (AHL) Bakersfield (AHL PO)	6 51 10	0 18 2	0 22 5	0 42 7	2 30 4	0	*Free agent (2016)
59	Ostap Safin	RW	6'5"	210	L	2/11/99	Prague, CZE	Halifax (QMJHL) Halifax (QMJHL PO) Halifax (Memorial Cup) Czech Republic U20 (WJHC)	15 17 4 5	3 0 0 1	8 2 0 4	11 8 0 5	14 -4 -2 6	1	*2017 Dft (4, 115)
23	Riley Sheahan	C	6'2"	206	L	12/7/91	St. Catharines, ON	Pittsburgh (NHL) Florida (NHL)	49 33	7 2	2 8	9 10	13 -2		*Free agent (2019)
-	Patrik Siikanen	LW	6'2"	201	L	4/16/00	Espoo, FIN	Blues U20 (FIN Jr. A) Blues U20 (FIN Jr. A PO)	41 11	17 5	22 3	39 8	16 6	5	2018 Dft (7, 195)
-	Anton Slepyshev	RW	6'2"	218	R	5/13/94	Penza, RUS	CSKA Moscow (KHL) CSKA Moscow (KHL PO)	56 17	15 3	10 2	25 5	20 29	19 6	2013 Dft (3, 88)
68	Nolan Vesey	LW	6'1"	194	L	3/28/95	North Reading, MA	Bakersfield (AHL) Wichita (ECHL) Bakersfield (AHL PO)	17 32 10	0 3 1	3 7 1	3 10 1	11 14 -3		*Trade (2018)
-	Bogdan Yakimov	C	6'5"	232	L	10/4/94	Nizhnekamsk, RUS	Nizhnekamsk/Omsk/Cherepovets (KHL)	50	5	10	15	22	7	2013 Dft (3, 83)
56	Kailer Yamamoto	RW	5'8"	153	R	9/29/98	Spokane, WA	Edmonton (NHL) Bakersfield (AHL)	17 27	1 0	1 8	2 18	2 16	-6 12	*2017 Dft (1, 22)



## IN MEMORIAM ONCE AN OILER, ALWAYS AN OILER



### HARRY HOWELL (1932 – 2019)

Harry Howell joined the Oilers as a scout in 1989, getting his name engraved on the Stanley Cup for the first time when the Oilers won in 1990.

A native of Hamilton, ON, Howell was a stalwart, stay at home defenceman over 21 NHL seasons, appearing in 1,411 games, posting 418 points (94G, 324A). He was named a First Team NHL All-Star in 1967, also capturing the James Norris Trophy that season, as the NHL's top defenceman. He played in seven NHL All-Star Games and holds the record for most games played for the New York Rangers (1,160).

When Howell retired as a player, he had played more NHL games as an NHL defenceman than anyone else, and now ranks 12th all-time.

Howell passed away on March 9, 2019 at the age of 86.



EDMONTON OILERS  
PLAYER PROFILES



# 15



## ARCHIBALD CAREER STATISTICS

SEASON	TEAM	LEAGUE	REGULAR SEASON						PLAYOFFS					
			GP	G	A	PTS	PIM	+/-	GP	G	A	PTS	PIM	+/-
2011-12	Nebraska-Omaha	NCHC	36	10	5	15	33	3	-	-	-	-	-	-
2011-12	USA U20	WJHC	6	0	2	2	6	-2	-	-	-	-	-	-
2012-13	Nebraska-Omaha	NCHC	39	19	17	36	34	18	-	-	-	-	-	-
2013-14	Nebraska-Omaha	NCHC	37	29	14	43	62	2	-	-	-	-	-	-
2013-14	W-B/Scranton	AHL	7	1	0	1	13	0	2	1	0	1	0	-1
2014-15	W-B/Scranton	AHL	45	5	8	13	24	-1	3	0	1	1	0	1
2014-15	Wheeling	ECHL	9	7	4	11	4	4	-	-	-	-	-	-
2015-16	PITTSBURGH	NHL	1	0	0	0	0	0	-	-	-	-	-	-
2015-16	W-B/Scranton	AHL	69	9	9	18	75	1	10	1	0	1	10	-3
2016-17	PITTSBURGH	NHL	10	3	0	3	4	3	4	0	0	0	2	-1
2016-17	W-B/Scranton	AHL	61	16	13	29	54	25	5	2	0	2	16	0
2017-18	PITTSBURGH	NHL	3	0	0	0	0	0	-	-	-	-	-	-
2017-18	W-B/Scranton	AHL	6	1	2	3	4	-4	-	-	-	-	-	-
2017-18	ARIZONA	NHL	38	5	6	11	25	-2	-	-	-	-	-	-
2018-19	ARIZONA	NHL	68	12	10	22	15	1	-	-	-	-	-	-
<b>NHL TOTALS</b>			<b>121</b>	<b>20</b>	<b>16</b>	<b>36</b>	<b>44</b>	<b>2</b>	<b>4</b>	<b>0</b>	<b>0</b>	<b>0</b>	<b>2</b>	<b>-1</b>
<b>AHL TOTALS</b>			<b>188</b>	<b>32</b>	<b>32</b>	<b>64</b>	<b>170</b>	<b>21</b>	<b>20</b>	<b>4</b>	<b>1</b>	<b>5</b>	<b>26</b>	<b>-3</b>
<b>ECHL TOTALS</b>			<b>9</b>	<b>7</b>	<b>4</b>	<b>11</b>	<b>4</b>	<b>4</b>	<b>-</b>	<b>-</b>	<b>-</b>	<b>-</b>	<b>-</b>	<b>-</b>

# JOSH ARCHIBALD | RW

**SHOOTS:** Right **HEIGHT:** 5'10" **WEIGHT:** 177 lbs

**DOB:** October 6, 1992 **BIRTHPLACE:** Regina, SK **HOMETOWN:** Brainerd, MN

**BECAME AN OILER:** Signed as a free agent on July 16, 2019

**CONTRACT STATUS:** Signed through 2019-20

**NHL INFO:** Pittsburgh's sixth round selection, 174th overall, in the 2011 NHL Draft

 @JoshArchibald15



## 2018-19 HIGHLIGHTS

His second full season in the NHL, first with Arizona... Set NHL career highs with 22 points, 12 goals and 10 assists in 68 games... Co-leader on Arizona with eight third period goals... Ranked third on the team with 161 hits, second among forwards... Was in the Arizona lineup for 59 of their final 60 games... Had 11 points (6G, 5A) at home and 11 points (6G, 5A) on the road... Tied a career-high with three points (2G, 1A) vs. MIN on Mar. 31... Appeared in his 100th career NHL game on Feb. 21 at VAN, reaching a season-high 17:41 in ice-time... Had a stretch from Feb. 12 to Mar. 5 where he had points in eight of 11 games, posting eight points (5G, 3A)... Had a season-high five shots on net vs. NSH on Feb. 5... Had a season-high +3 plus-minus rating twice.

## CAREER HIGHLIGHTS

**2017-18:** Acquired by Arizona from Pittsburgh on Dec. 19, 2017 along with Sean Maguire and a sixth round pick in exchange for Michael Leighton and a fourth round draft choice... **2016-17:** Scored his first NHL goal and recorded his first multi-goal/point game (2G) @ ARI on Feb. 11... Helped Pittsburgh win the Stanley Cup, appearing in four games, including game # 4 of the Stanley Cup Final... **2015-16:** Made his NHL debut on Mar. 5 vs. CGY. **MINOR PROFESSIONAL:** Played part of five seasons with the AHL's Wilkes-Barre / Scranton Penguins... Set career AHL highs in points (29), goals (16), assists (13) and shots on net (119) in 2016-17... Ranked fifth on Wilkes-Barre/Scranton with 16 goals... Played in five AHL playoff games, scoring two goals, before being recalled by Pittsburgh for the Stanley Cup Playoffs... **AMATEUR:** Played three seasons at the University of Nebraska-Omaha, where in 2013-14, he was named NCHC Conference Player and Forward of the Year, as well as being named to the NCAA West First All-American Team, the NCHC First All-Star Team and was a finalist for the Hobey Baker Award, awarded to the NCAA Top Collegiate Player... Was also named Omaha Athletics' Male Athlete of the Year in 2013-14. **INTERNATIONAL:** Played for the U.S. at the 2012 World Junior Hockey Championship, finishing seventh overall... **NOTES:** His father, Jim Archibald, played professional hockey from 1984 through 1988, appearing in 12 NHL games with the Minnesota North Stars... Nickname: Archie... Archibald and his wife Bailey have two sons, Breken and Beauden... His son Breken was baptized in the Stanley Cup in 2017.

## SHOOTOUTS/ PENALTY SHOTS

NAME	2018-19			CAREER		
	G	A	%	G	A	%
Shootouts	0	0	n/a	0	0	n/a
Penalty Shots	0	0	n/a	0	0	n/a

## NHL FIRSTS

FIRSTS	DATE	GAME			
First GP:	3/5/16	PIT 2 vs. CGY 4			TOI 5:02
First Assist:	12/27/17	ARI 3 at COL 1			1A
First Goal:	2/11/17	PIT 3 at ARI 4			OT/ 1G
First Goal details:	vs. Mike Smith @ 5:41 of period 1				

## MOSTS

CATEGORIES	MOST	MOST RECENTLY					DETAILS
		DATE	TEA	GF	OPP	GA	
Goals	4	3/31/19	ARI	4	vs. MIN	0	2G, 1A
Assists	2	2/24/18	ARI	2	vs. ANA	0	1A
Points	3	3/31/19	ARI	4	vs. MIN	0	2G, 1A
Shots on goal	5	2/5/19	ARI	2	vs. NSH	5	
Penalty minutes	15	12/23/17	ARI	2	at COL	6	
Hat tricks	0						
Multi-point games	4	3/31/19	ARI	4	vs. MIN	0	

## STREAKS

LONGEST PERSONAL STREAKS	MOST RECENTLY			DETAILS
	START	TO	END	
Goals	-	-	TO	-
Assists	2	12/1/17	TO	12/4/18
Points	4	2/19/19	TO	2/26/19

## CAREER HIGHS (ONE SEASON)

CATEGORY	CAREER HIGH	SEASON	CATEGORY	CAREER HIGH	SEASON
Games played	68	2018-19	Game-winning goals	1	2018-19
Goals	12	2018-19	Overtime goals	-	-
Assists	10	2018-19	Shots on net	92	2018-19
Points	22	2018-19	Hits	161	2018-19
Penalty minutes	25	2017-18	Blocked shots	39	2018-19
Plus-minus	3	2016-17	Takeaways	18	2018-19
Power play goals	-	-	Faceoffs	65	2017-18
Power play points	-	-	Faceoff wins	25	2017-18
Shorthanded goals	1	2016-17			
Shorthanded points	1	2X (2018-19)			



# 74



## BEAR CAREER STATISTICS

SEASON	TEAM	LEAGUE	GP	REGULAR SEASON					PLAYOFFS					
				G	A	PTS	PIM	+/-	GP	G	A	PTS	PIM	+/-
2012-13	Seattle	WHL	1	0	0	0	0	0	-	-	-	-	-	-
2013-14	Seattle	WHL	58	6	13	19	18	1	9	2	2	4	6	0
2014-15	CAN U18	HLINKA	5	1	1	2	2	7	Won gold medal					
2014-15	Seattle	WHL	69	13	25	38	23	1	6	1	2	3	0	-8
2014-15	CAN U18	WU18	7	0	3	3	6	7	Won bronze medal					
2015-16	Seattle	WHL	69	19	46	65	33	14	18	8	14	22	8	11
2016-17	Seattle	WHL	67	28	42	70	21	34	17	6	20	26	12	11
2016-17	Seattle	Mem Cup	3	0	0	0	2	-4	Finished fourth overall					
2017-18	EDMONTON	NHL	18	1	3	4	10	-11	-	-	-	-	-	-
2017-18	Bakersfield	AHL	37	6	12	18	12	-8	-	-	-	-	-	-
2018-19	Bakersfield	AHL	52	6	25	31	34	14	8	2	2	4	4	0
	<b>NHL TOTALS</b>		<b>18</b>	<b>1</b>	<b>3</b>	<b>4</b>	<b>10</b>	<b>-11</b>	<b>-</b>	<b>-</b>	<b>-</b>	<b>-</b>	<b>-</b>	<b>-</b>
	<b>AHL TOTALS</b>		<b>89</b>	<b>12</b>	<b>37</b>	<b>49</b>	<b>46</b>	<b>6</b>	<b>8</b>	<b>2</b>	<b>2</b>	<b>4</b>	<b>4</b>	<b>0</b>

# ETHAN BEAR | D

**SHOOTS:** Right **HEIGHT:** 5'11" **WEIGHT:** 190 lbs

**DOB:** June 26, 1997 **BIRTHPLACE:** Regina, SK **HOMETOWN:** Ochapowace, SK

**BECAME AN OILER:** Oilers fifth round selection, 124th overall, in the 2015 NHL Draft

**CONTRACT STATUS:** Signed through 2019-20

**NHL INFO:** Oilers fifth round selection, 124th overall, in the 2015 NHL Draft

@Bear25E

ebear25



## 2018-19 HIGHLIGHTS

His second professional season... Ranked second in defenceman scoring with Bakersfield (AHL) in 2018-19, despite missing 16 games to injury... Scored 11 points (2G, 9A) in his last 12 regular season games... Finished with a +14 plus-minus rating, a 22 increase from his rookie season... Added four points (2G, 2A) in eight playoff games.

## CAREER HIGHLIGHTS

**2017-18:** Recorded his first NHL goal and first multiple-point game (1G, 1A) on Mar. 25 vs. ANA... Had 20+ minutes in ice-time in six games while with the Oilers... Had a career and season high 21:59 in ice-time on Mar. 13 @ CGY... Had a season-high four shots on net on Mar. 22 vs. OTT... Registered his first NHL point, an assist, on Mar. 8 vs. NYI... Bear became the first Oiler to wear jersey number #74... Made his NHL debut with the Oilers on Mar. 1 vs. NSH... Recalled from Bakersfield (AHL) on Feb. 27.

**MINOR PROFESSIONAL:** His first professional season, split between Bakersfield (AHL) and Edmonton (NHL)... Finished as Bakersfield's top scoring defenceman in his rookie professional season, posting 18 points (6G, 12A) in 37 games. **AMATEUR:** Played four full seasons with the WHL's Seattle Thunderbirds, from 2013-17, helping Seattle win the 2017 WHL Championship and qualify for the Memorial Cup tournament... Awarded the Bill Hunter Trophy as WHL Defenceman of the Year in 2016-17, ranking third among WHL defencemen with 70 points (28G, 42A)... Seattle's second round selection, 25th overall in the 2012 WHL Bantam Draft... Played for the Yorkton Midget AAA Harvest in 2012-13, earning first all-star team honours in the Saskatchewan Midget Hockey League. **INTERNATIONAL:** Played for Canada's National Under-18 program twice, winning gold at the 2014 Hlinka Memorial, now called the Hlinka Gretzky Cup, and a bronze medal at the 2015 World U18 Men's Championship... **NOTES:** A First Nations athlete and a member of the Cree Nation... Was honoured and acknowledged for his hockey success at the Assembly of First Nations' annual general meeting in July, 2017... Started an annual hockey school, the Ethan Bear Hockey Skills Camp, in his hometown of Ochapowace in July, 2017.

## SHOOTOUTS/ PENALTY SHOTS

NAME	2018-19			CAREER		
	G	A	%	G	A	%
Shootouts	0	0	n/a	0	0	n/a
Penalty Shots	0	0	n/a	0	0	n/a

## OILER FIRSTS

FIRSTS	DATE	GAME		
First GP:	3/1/18	EDM 2 vs. NSH 4		14:42 TOI
First Assist:	3/8/18	EDM 2 vs. NYI 1		(SO) 1A, GM4
First Goal:	3/25/18	EDM 4 vs. ANA 5		(OT)
First Goal details:	vs. John Gibson @ 12:42 of period 3			

## NHL FIRSTS

FIRSTS	DATE	GAME		
First GP:	3/1/18	EDM 2 vs. NSH 4		14:42 TOI
First Assist:	3/8/18	EDM 2 vs. NYI 1		(SO) 1A, GM4
First Goal:	3/25/18	EDM 4 vs. ANA 5		(OT)
First Goal details:	vs. John Gibson @ 12:42 of period 3			

## MOSTS

CATEGORIES	MOST	MOST RECENTLY					DETAILS
		DATE	TEA	GF	OPP	GA	
Goals	1 (1X)	3/25/18	EDM	4	vs. ANA	5 (OT)/ 1G, 1A	
Assists	1 (3X)	3/25/18	EDM	4	vs. ANA	5 (OT)/ 1G, 1A	
Points	2 (1X)	3/25/18	EDM	4	vs. ANA	5 (OT)/ 1G, 1A	
Shots on goal	4	3/22/18	EDM	6	@ OTT	2	
Penalty minutes	2 (5X)	3/24/18	EDM	3	vs. LAK	2	
Hat tricks	0						
Multi-point games	1	3/25/18	EDM	4	vs. ANA	5 (OT)/ 1G, 1A	

## STREAKS

LONGEST PERSONAL STREAKS	MOST RECENTLY				DETAILS
	START	TO	END		
Goals	1 (1X)	3/25/18	TO	3/25/18	1G
Assists	2 (1X)	3/8/18	TO	3/10/18	2A
Points	2 (1X)	3/8/18	TO	3/10/18	2A

## CAREER HIGHS (ONE SEASON)

CATEGORY	CAREER HIGH	SEASON	CATEGORY	CAREER HIGH	SEASON
Games played	18	2017-18	Game-winning goals	-	-
Goals	1	2017-18	Overtime goals	-	-
Assists	3	2017-18	Shots on net	20	2017-18
Points	4	2017-18	Hits	14	2017-18
Penalty minutes	10	2017-18	Blocked shots	28	2017-18
Plus-minus	-11	2017-18	Takeaways	5	2017-18
Power play goals	1	2017-18	Faceoffs	-	-
Power play points	2	2017-18	Faceoff wins	-	-
Shorthanded goals	-	-			
Shorthanded points	-	-			



# 83



## BENNING CAREER STATISTICS

SEASON	TEAM	LEAGUE	GP	REGULAR SEASON					+/-	GP	PLAYOFFS			PIM	+/-
				G	A	PTS	PIM	GP			G	A	PTS		
2010-11	Spruce Grove	AJHL	43	0	7	7	65	n/a	13	0	1	1	20	n/a	
2010-11	Spruce Grove	Doyle Cup	7	0	1	1	10	n/a							
2011-12	Spruce Grove	AJHL	44	4	14	18	87	n/a	11	2	1	3	16	n/a	
2012-13	Dubuque	USHL	57	10	16	26	73	25	11	1	1	2	6	3	
2013-14	Northeastern	H-EAST	33	3	10	13	28	2	-	-	-	-	-	-	
2014-15	Northeastern	H-EAST	36	0	24	24	36	6	-	-	-	-	-	-	
2015-16	Northeastern	H-EAST	41	6	13	19	37	0	-	-	-	-	-	-	
2016-17	EDMONTON	NHL	62	3	12	15	29	8	12	0	3	3	12	3	
2016-17	Bakersfield	AHL	2	1	1	2	0	2	-	-	-	-	-	-	
2017-18	EDMONTON	NHL	73	6	15	21	49	5	-	-	-	-	-	-	
2018-19	EDMONTON	NHL	70	5	12	17	33	11	-	-	-	-	-	-	
	<b>NHL TOTALS</b>		<b>135</b>	<b>9</b>	<b>27</b>	<b>36</b>	<b>78</b>	<b>13</b>	<b>12</b>	<b>0</b>	<b>3</b>	<b>3</b>	<b>12</b>	<b>3</b>	
	<b>AHL TOTALS</b>		<b>2</b>	<b>1</b>	<b>1</b>	<b>2</b>	<b>0</b>	<b>2</b>	<b>-</b>	<b>-</b>	<b>-</b>	<b>-</b>	<b>-</b>	<b>-</b>	

# MATT BENNING | D

**SHOOTS:** Right **HEIGHT:** 6'1" **WEIGHT:** 203 lbs

**DOB:** May 25, 1994 **BIRTHPLACE:** Edmonton, AB **HOMETOWN:** St. Albert, AB


**BECAME AN OILER:** Signed as an unsigned drafted free agent by the Oilers on Aug. 27, 2016

**CONTRACT STATUS:** Signed through 2019-20

**NHL INFO:** Boston Bruins' sixth round selection, 175th overall, in the 2012 NHL Draft

@mbennzzz

matbenzzzzz



## 2018-19 HIGHLIGHTS

His third NHL season, all with Edmonton... Led the Oilers with a +11 plus-minus rating... Averaged 14:57 in ice-time per game... Had 109 hits, one of six Oilers to reach 100+ hits... Had two multiple-point games this season, giving him five for his career... Scored goals in three consecutive games, a career best, from Mar. 11-16... Played a season-high 23:36 on Dec. 29 vs. SJS... Reached 20+ minutes in ice-time in five games... Had a +3 plus-minus rating in three games, on Dec. 7 vs. MIN, Feb. 2 @ PHI and Feb. 28 @ OTT... Had a season-best five shots on net in two games, on Nov. 11 vs. COL and on Mar. 13 vs. NJD.

## CAREER HIGHLIGHTS

**2017-18:** Set career highs with 21 points, six goals, 15 assists and 73 games played... Ranked fourth on the team with 149 hits, with a season-high eight hits on Mar. 3 vs. NYR... Ranked third among Oilers defencemen with 111 shots on net... Reached 20+ minutes in ice-time in 11 games... Had points in three consecutive games (3A) from Mar. 1-5, setting a new personal record... Played his 100th career NHL game on Jan. 6 @ DAL... Had a season-high 22:44 in ice-time on Nov. 24 @ BUF... Tied a team-high individual plus-minus rating with a +4 on Nov. 22 @ DET... Had a season-high and career-high six shots on net on Oct. 27 vs. WSH... Signed a two-year contract extension on June 19, 2018. **2016-17:** Appeared in 62 games during his rookie NHL season, posting 15 points, three goals, 12 assists and 29 penalty minutes... Led Oilers rookies with 12 assists... Ranked sixth on the team with 111 hits... Had a career high four shots on net on three occasions (Nov. 13 vs. NYR, Nov. 27 vs. ARI, Dec. 3 vs. ANA)... Registered the first two points (2A) of his NHL career on Nov. 5 @ NYI... Played his first career NHL game on Nov. 1 at Toronto... Opened the season with Bakersfield (AHL), posting two points (1G, 1A)... Appeared in two games with the AHL's Bakersfield Condors, before being promoted to Edmonton, posting two points (1G, 1A), and was named First Star in his second game, prior to joining the Oilers. **2015-16:** Unsigned by the Boston Bruins following the 2015-16 season, making him a free agent. **PLAYOFFS:** Played in his first NHL playoffs... Led the team with 48 hits, averaging four hits a game, which ranked fourth in the NHL through the conference semi-finals with players with ten games played or more... Had a season high 27:41 of ice time on May 5 @ ANA. **MINOR PROFESSIONAL:** Appeared in two games with Bakersfield (AHL) at the very beginning of the season, posting two points (1G, 1A), before being promoted to Edmonton for the balance of the season. **AMATEUR:** Played three seasons with the Northeastern University Huskies (2013-16), serving as alternate captain in 2015-16... Captured the Hockey East Championship with Northeastern in 2015-16... Won the Clark Cup as USHL Champions with the Dubuque Fighting Saints in 2012-13... Helped the AJHL's Spruce Grove Saints capture the AJHL Championship in 2010-11... Selected by the Dubuque Fighting Saints in the sixth round, 86th overall, in the 2012 USHL Entry Draft... Kootenay's second round selection, 35th overall, in the 2009 WHL Bantam Draft. **NOTES:** The son of former NHLer and Oiler Brian Benning... Grandfather Elmer was an NHL scout with Montreal for almost 50 years, before passing away on Dec. 28, 2018... His uncle Jim is the General Manager of the NHL's Vancouver Canucks... Married to Janelle.

## SHOOTOUTS/ PENALTY SHOTS

NAME	2018-19			CAREER		
	G	A	%	G	A	%
Shootouts	0	0	n/a	0	0	n/a
Penalty Shots	0	0	n/a	0	0	n/a

## OILER FIRSTS

FIRSTS	DATE	GAME
First GP:	11/1/16	EDM 2 @ TOR 3 (OT)/ 13:51 TOI
First Assist:	11/5/16	EDM 4 @ NYI 3 (SO)/ 2A, GM3
First Goal:	1/7/17	EDM 2 @ NJD 1 (OT)/ GTG, GM29
First Goal details:	vs. Cory Schneider @ 3:33 of period 3	

## NHL FIRSTS

FIRSTS	DATE	GAME
First GP:	11/1/16	EDM 2 @ TOR 3 (OT)/ 13:51 TOI
First Assist:	11/5/16	EDM 4 @ NYI 3 (SO)/ 2A, GM3
First Goal:	1/7/17	EDM 2 @ NJD 1 (OT)/ GTG, GM29
First Goal details:	vs. Cory Schneider @ 3:33 of period 3	

## MOSTS

CATEGORIES	MOST	MOST RECENTLY					
		DATE	TEA	GF	OPP	GA	DETAILS
Goals	1 (14X)	3/16/19	EDM	3 @	ARI	2	1G
Assists	1 (39X)	4/4/19	EDM	2 vs.	SJS	3	1A
Points	2 (5X)	3/13/19	EDM	3 vs.	NJD	6	1G, 1A
Shots on goal	6 (1X)	10/28/17	EDM	2 vs.	WSH	5	
Penalty minutes	12 (1X)	11/18/17	EDM	3 @	DAL	6	
Hat tricks	0						
Multi-point games	5	3/13/19	EDM	3 vs.	NJD	6	1G, 1A

## STREAKS

LONGEST PERSONAL STREAKS		MOST RECENTLY			
		START	TO	END	DETAILS
Goals	3 (1x)	3/11/19	TO	3/16/19	3G, 1A
Assists	3 (1X)	3/1/18	TO	3/5/18	3A
Points	3 (2X)	3/11/19	TO	3/16/19	3G, 1A

## CAREER HIGHS (ONE SEASON)

CATEGORY	CAREER HIGH	SEASON	CATEGORY	CAREER HIGH	SEASON
Games played	73	2017-18	Game-winning goals	2	2017-18
Goals	6	2017-18	Overtime goals	-	-
Assists	15	2017-18	Shots on net	111	2017-18
Points	21	2017-18	Hits	149	2017-18
Penalty minutes	49	2017-18	Blocked shots	82	2017-18
Plus-minus	+11	2018-19	Takeaways	18	2017-18
Power play goals	1	2016-17	Faceoffs	-	-
Power play points	3	2016-17	Faceoff wins	-	-
Shorthanded goals	-	2016-17			
Shorthanded points (12X)		2018-19			



# 28



## BRODZIAK CAREER STATISTICS

SEASON	TEAM	LEAGUE	REGULAR SEASON							PLAYOFFS					
			GP	G	A	PTS	PIM	+/-	GP	G	A	PTS	PIM	+/-	
1999-00	Moose Jaw	WHL	2	0	0	0	0	-1	-	-	-	-	-	-	
2000-01	Moose Jaw	WHL	57	2	8	10	49	-6	3	0	0	0	0	-1	
2001-02	Moose Jaw	WHL	72	8	12	20	56	-9	12	0	3	3	11	3	
2002-03	Moose Jaw	WHL	72	32	30	62	84	4	13	5	3	8	16	2	
2003-04	Moose Jaw	WHL	70	39	54	93	58	30	10	5	4	9	10	5	
2004-05	Edmonton	AHL	56	6	26	32	49	1	-	-	-	-	-	-	
2005-06	EDMONTON	NHL	10	0	0	0	4	-4	-	-	-	-	-	-	
2005-06	Iowa	AHL	55	12	19	31	41	7	7	1	3	4	2	-1	
2006-07	EDMONTON	NHL	6	1	0	1	2	0	-	-	-	-	-	-	
2006-07	Wilkes-Barre/Scranton	AHL	62	24	32	56	44	12	11	1	5	6	14	-5	
2007-08	EDMONTON	NHL	80	14	17	31	33	-6	-	-	-	-	-	-	
2008-09	EDMONTON	NHL	79	11	16	27	21	4	-	-	-	-	-	-	
2009-10	MINNESOTA	NHL	82	9	23	32	22	-3	-	-	-	-	-	-	
2010-11	MINNESOTA	NHL	80	16	21	37	56	-4	-	-	-	-	-	-	
2011-12	MINNESOTA	NHL	82	22	22	44	66	-15	-	-	-	-	-	-	
2012-13	MINNESOTA	NHL	48	8	4	12	20	-18	5	0	2	2	4	0	
2013-14	MINNESOTA	NHL	81	8	16	24	61	0	12	3	3	3	2	-2	
2014-15	MINNESOTA	NHL	73	9	11	20	47	-6	10	0	0	0	2	-3	
2015-16	ST. LOUIS	NHL	76	7	4	11	37	-1	20	2	0	2	6	-2	
2016-17	ST. LOUIS	NHL	69	8	7	15	27	2	10	0	2	2	2	-3	
2017-18	ST. LOUIS	NHL	81	10	23	33	33	13	-	-	-	-	-	-	
2018-19	EDMONTON	NHL	70	6	3	9	33	-14	-	-	-	-	-	-	
<b>NHL TOTALS</b>			<b>917</b>	<b>129</b>	<b>167</b>	<b>296</b>	<b>462</b>	<b>-52</b>	<b>57</b>	<b>5</b>	<b>7</b>	<b>12</b>	<b>16</b>	<b>-10</b>	
<b>NHL TOTALS - EDMONTON</b>			<b>245</b>	<b>32</b>	<b>36</b>	<b>68</b>	<b>93</b>	<b>-20</b>	<b>-</b>	<b>-</b>	<b>-</b>	<b>-</b>	<b>-</b>	<b>-</b>	
<b>AHL TOTALS</b>			<b>173</b>	<b>42</b>	<b>77</b>	<b>119</b>	<b>134</b>	<b>20</b>	<b>18</b>	<b>2</b>	<b>8</b>	<b>10</b>	<b>16</b>	<b>-6</b>	

# KYLE BRODZIAK | C


**SHOOTS:** Right **HEIGHT:** 6'2" **WEIGHT:** 205 lbs

**DOB:** May 25, 1984 **BIRTHPLACE:** St. Paul, AB **HOMETOWN:** St. Paul, AB

**BECAME AN OILER:** Signed by the Oilers as a free agent on July 1, 2018

**CONTRACT STATUS:** Signed through 2018-19

**NHL INFO:** Edmonton's seventh round selection, 214th overall, in the 2003 NHL Draft



## 2018-19 HIGHLIGHTS

His first season in his second stint with Edmonton, his fifth overall with the organization and 14th NHL season... Has 296 career NHL points, four points from reaching the 300 points mark... Ranked second in faceoff success on the Oilers, among players with at least 100 faceoffs, with a 52.0%... Had a career high 92 hits... Led all Oilers forwards with 46 blocked shots... Averaged 11:42 in ice-time per game... Appeared in his 900th NHL game on Feb. 16 @ NYL... Scored his first two goals of the season on Nov. 3 @ DET, including his first as an Oiler since Mar. 27, 2009 vs. ANA, the game-winning goal and his 15th career two-goal game... Had a season-high 20:35 in ice-time in that same game... Had two multiple-point games, giving him 16 career multiple-point games... Had a season-high four shots on net in three games (Nov. 25 @ LAK, Jan. 22 vs. DET, Nov. 3 @ DET).

## CAREER HIGHLIGHTS

**2017-18:** His third season with St. Louis... Tied a career-high with 23 assists (2009-10)... Also set a career-high with a +13 plus-minus rating and 83 hits... Appeared in his 800th career NHL game on Dec. 17 @ WPG... Scored the game-winning goal on Nov. 25 vs. MIN and on Dec. 23 @ VAN... Had seven multi-point games... Had three shorthanded points, including a shorthanded goal on Nov. 25 vs. MIN... Played a season-high 20:04 TOI on Mar. 24 @ CBJ, recording one assist and two shots on goal. **2016-17:** Scored his 100th career NHL goal on Nov. 21 vs. DET. **2015-16:** Signed with St. Louis as a free agent on July 2... **2014-15:** Blocked a career high 63 shots in his sixth season with Minnesota. **2013-14:** Over seven seasons, from 2007 through 2014, he missed a total of six games. **2011-12:** Posted a career-high 44 points and 22 goals. **2009-10:** Acquired by Minnesota along with a sixth round draft pick (Darcy Kuemper) from Edmonton in exchange for a fourth round draft pick (Kyle Bigos) and fifth round draft pick (Olivier Roy). **2008-09:** Scored his first career overtime game-winning goal on Dec. 6 @ SJS. **2007-08:** His first full NHL season, appearing in 80 games, posting 31 points (14G, 17A) and three game-winning goals. **2006-07:** Appeared in six games for Edmonton, posting his first career NHL point, an assist, on Oct. 6 vs. PHI (5-3 W). **2005-06:** Made his NHL debut with Edmonton on Oct. 15 @ CGY (0-3 L). **MINOR PROFESSIONAL:** Played parts of three seasons in the AHL, with the Edmonton Road Runners (2004-05), Iowa (2005-06) and Wilkes-Barre/Scranton (2006-07). **AMATEUR:** Signed a three-year entry level contract with Edmonton on Jun. 14, 2004... Played four seasons with the WHL's Moose Jaw Warriors from 2000-04... Named to the CHL Second All-Star Team and the WHL East First All-Star Team in 2003-04... Was Moose Jaw's first round selection, 14th overall, in the 1999 WHL Bantam Draft. **NOTES:** He and his wife Nicole have three children, Lenny, Leo and Luca.

## SHOOTOUTS/ PENALTY SHOTS

NAME	2018-19			CAREER		
	G	A	%	G	A	%
Shootouts	0	0	n/a	1	3	33.3
Penalty Shots	0	0	n/a	0	1	0.0

## OILER FIRSTS

FIRSTS	DATE	GAME	
First GP:	10/15/05	EDM 0 @ CGY 3	13:12 TOI
First Assist:	10/6/07	EDM 5 vs. PHI 3	2A
First Goal:	3/17/07	EDM 3 vs. STL 2	(OT)/ 1G
First Goal details:	vs. Curtis Sanford @ 18:20 of period 1		

## NHL FIRSTS

FIRSTS	DATE	GAME	
First GP:	10/15/05	EDM 0 @ CGY 3	13:12 TOI
First Assist:	10/6/07	EDM 5 vs. PHI 3	2A, GM18
First Goal:	3/17/07	EDM 3 vs. STL 2	(OT)/ 1G, GM16
First Goal details:	vs. Curtis Sanford @ 18:20 of period 1		

## MOSTS

CATEGORIES	MOST	MOST RECENTLY					DETAILS	
		DATE	TEA	GF	OPP	GA		
Goals	2 (15X)	11/3/18	EDM	4	@	DET	3	2G, GWG
Assists	3 (1X)	1/19/11	MIN	6	@	CGY	0	3A
Points	3 (4X)	3/17/12	MIN	3	vs.	CAR	5	1G, 2A
Shots on goal	8 (1X)	1/31/12	MIN	4	vs.	NSH	5	
Penalty minutes	17 (2X)	3/11/19	EDM	3	vs.	NYR	2	OT
Hat tricks	0							
Multi-point games	52	11/3/18	EDM	4	@	DET	3	2G, GWG

## STREAKS

LONGEST PERSONAL STREAKS	MOST RECENTLY				DETAILS
	START	TO	END		
Goals	3 (3X)	11/25/17	TO	11/29/17	3G
Assists	4 (3X)	3/17/12	TO	3/24/12	2G, 5A
Points	6 (1X)	1/19/12	TO	2/4/12	3G, 4A

## CAREER HIGHS (ONE SEASON)

CATEGORY	CAREER HIGH	SEASON	CATEGORY	CAREER HIGH	SEASON
Games played	82	2X (2011-12)	Game-winning goals	4	2015-16
Goals	22	2011-12	Overtime goals	1	2X (2009-10)
Assists	23	2X (2017-18)	Shots on net	160	2011-12
Points	44	2011-12	Hits	92	2018-19
Penalty minutes	66	2011-12	Blocked shots	63	2014-15
Plus-minus	+13	2017-18	Takeaways	70	2011-12
Power play goals	5	2011-12	Faceoffs	1429	2011-12
Power play points	11	2011-12	Faceoff wins	707	2011-12
Shorthanded goals	3	2015-16			
Shorthanded points	4	2010-11			





## CAVE CAREER STATISTICS

SEASON	TEAM	LEAGUE	REGULAR SEASON						PLAYOFFS					
			GP	G	A	PTS	PIM	+/-	GP	G	A	PTS	PIM	+/-
2010-11	Battlefords	SJHL	3	0	1	1	0	n/a	-	-	-	-	-	-
2010-11	Swift Current	WHL	1	0	0	0	0	-1	-	-	-	-	-	-
2011-12	Swift Current	WHL	70	6	10	16	36	-20	-	-	-	-	-	-
2012-13	Swift Current	WHL	72	21	20	41	39	1	5	2	2	4	8	1
2013-14	Swift Current	WHL	72	33	37	70	30	20	6	0	2	2	0	-6
2014-15	Swift Current	WHL	72	35	40	75	52	3	4	2	0	2	2	-6
2014-15	Providence	AHL	1	0	0	0	0	0	-	-	-	-	-	-
2015-16	Providence	AHL	75	13	16	29	27	-3	3	2	1	3	5	1
2016-17	Providence	AHL	76	13	22	35	52	2	17	1	5	6	18	-4
2017-18	BOSTON	NHL	3	0	0	0	2	0	-	-	-	-	-	-
2017-18	Providence	AHL	72	11	22	33	29	-1	4	0	0	0	2	-1
2018-19	BOSTON	NHL	20	1	4	5	8	-1	-	-	-	-	-	-
2018-19	Providence	AHL	15	6	12	18	13	9	-	-	-	-	-	-
2018-19	EDMONTON	NHL	33	2	1	3	8	-4	-	-	-	-	-	-
<b>NHL TOTALS</b>			<b>56</b>	<b>3</b>	<b>5</b>	<b>8</b>	<b>18</b>	<b>-5</b>	<b>-</b>	<b>-</b>	<b>-</b>	<b>-</b>	<b>-</b>	<b>-</b>
<b>AHL TOTALS</b>			<b>239</b>	<b>43</b>	<b>72</b>	<b>115</b>	<b>121</b>	<b>7</b>	<b>24</b>	<b>3</b>	<b>6</b>	<b>9</b>	<b>25</b>	<b>-4</b>

# COLBY CAVE | C

**SHOOTS:** Left **HEIGHT:** 6'1" **WEIGHT:** 194 lbs


**DOB:** December 26, 1994 **BIRTHPLACE:** Battleford, SK **HOMETOWN:** North Battleford, SK

**BECAME AN OILER:** Claimed on waivers by the Oilers from Boston on Jan. 15

**CONTRACT STATUS:** Signed through 2019-20

**NHL INFO:** Signed as an undrafted free agent by Boston on Apr. 7, 2015

 Cavemn10



## 2018-19 HIGHLIGHTS

"His rookie NHL season, first with Edmonton... Led the Oilers in faceoff success for players with at least 100 faceoffs, at 52.5%... Averaged 11:47 in ice-time in his 33 games with the Oilers... Scored his first goal as an Oiler on Feb. 28 @ OTT... Registered his first point/assist as an Oiler on Feb. 21 vs. NYI... Appeared in his first game as an Oiler on Jan. 16 @ VAN... Scored his first NHL goal, with Boston, on Dec. 17 @ MTL, also recording his first multiple-point game that night (1G, 1A)... Recorded his 1st NHL points with Boston with single assists on Dec. 1 vs. DET & Dec. 6 @ TBL... Recalled Nov. 20 from Providence (AHL) where he led the AHL Bruins in scoring 18 points (6G, 12A) in 15 games. @ DAL (2G), Nov. 3 vs. NJD (1G, 1A)... Scored the game-winning goal on Dec. 21 in a 3-2 win vs. STL... Appeared in his 100th career NHL game on Feb. 7 at LAK... Reached a season high 18:48 in ice-time on Nov. 1 vs. PIT... Had a season-high five hits on Nov. 1 vs. PIT... His rookie NHL season, first with Edmonton... Led the Oilers in faceoff success for players with at least 100 faceoffs, at 52.5%... Averaged 11:47 in ice-time in his 33 games with the Oilers... Scored his first goal as an Oiler on Feb. 28 @ OTT... Registered his first point/assist as an Oiler on Feb. 21 vs. NYI... Appeared in his first game as an Oiler on Jan. 16 @ VAN... Scored his first NHL goal, with Boston, on Dec. 17 @ MTL, also recording his first multiple-point game that night (1G, 1A)... Recorded his 1st NHL points with Boston with single assists on Dec. 1 vs. DET & Dec. 6 @ TBL... Recalled Nov. 20 from Providence (AHL) where he led the AHL Bruins in scoring 18 points (6G, 12A) in 15 games.

## CAREER HIGHLIGHTS

**2017-18:** Appeared in his first NHL game on Dec. 21 vs. WPG... Recalled twice to Boston, appearing in three games. **MINOR PROFESSIONAL:** Played four seasons with the AHL's Providence Bruins, serving as alternate captain for three seasons... One of only two players to appear in all 76 regular season games for Providence in 2016-17 **AMATEUR:** Played with the WHL's Swift Current Broncos from 2011 through 2015, serving as team captain in his final seasons... Was named Swift Current's Most Valuable Player in both 2013-14 and 2014-15... Kootenay's first round selection, 13th overall, in the 2009 WHL Bantam Draft. **NOTES:** Married this past summer to Erin.

## SHOOTOUTS/ PENALTY SHOTS

NAME	2018-19			CAREER		
	G	A	%	G	A	%
Shootouts	0	0	n/a	0	0	n/a
Penalty Shots	0	0	n/a	0	0	n/a

## OILER FIRSTS

FIRSTS	DATE	GAME		
First GP:	1/16/19	EDM 3 @ VAN 2		TOI 9:35
First Assist:	2/21/19	EDM 4 vs. NYI 3		1A
First Goal:	2/28/19	EDM 4 @ OTT 2		1G, GWG
First Goal details:	vs. Anders Nilsson, at 1:46 of period 3			

## NHL FIRSTS

FIRSTS	DATE	GAME		
First GP:	12/21/17	BOS 2 vs. WPG 1		SO/ TOI 11:15
First Assist:	12/1/18	BOS 2 vs. DET 4		1A
First Goal:	12/17/18	BOS 4 @ MTL 0		1G, 1A
First Goal details:	vs. Carey Price, at 19:34, period 2			

## MOSTS

CATEGORIES	MOST	MOST RECENTLY					
		DATE	TEA	GF	OPP	GA	DETAILS
Goals	1 (3X)	3/23/19	EDM	3 @	OTT	4	OT/ 1G
Assists	1 (5X)	2/21/19	EDM	4 vs.	NYI	3	1A
Points	2	12/17/18	BOS	4 @	MTL	0	1G, 1A
Shots on goal	4 (2X)	3/11/19	EDM	3 vs.	NYR	2	OT
Penalty minutes	4	12/1/18	BOS	2 vs.	DET	4	
Hat tricks	0						
Multi-point games	1	12/17/18	BOS	@	MTL	1G, 1A	

## STREAKS

LONGEST PERSONAL STREAKS	MOST RECENTLY				DETAILS
	START	TO	END		
Goals	-	TO	-	-	-
Assists	-	TO	-	-	-
Points	-	TO	-	-	-

## CAREER HIGHS (ONE SEASON)

CATEGORY	CAREER HIGH	SEASON	CATEGORY	CAREER HIGH	SEASON
Games played	53	2018-19	Game-winning goals	1	2018-19
Goals	3	2018-19	Overtime goals	-	-
Assists	5	2018-19	Shots on net	58	2018-19
Points	8	2018-19	Hits	73	2018-19
Penalty minutes	8	2018-19	Blocked shots	18	2018-19
Plus-minus	-5	2018-19	Takeaways	22	2018-19
Power play goals	-	-	Faceoffs	399	2018-19
Power play points	-	-	Faceoff wins	200	2018-19
Shorthanded goals	-	-			
Shorthanded points	-	-			



# 39



## CHIASSON CAREER STATISTICS

SEASON	TEAM	LEAGUE	REGULAR SEASON							PLAYOFFS					
			GP	G	A	PTS	PIM	+/-	GP	G	A	PTS	PIM	+/-	
2008-09	Des Moines	USHL	56	17	33	50	101	-9	-	-	-	-	-	-	
2009-10	Boston Univ.	H-EAST	35	7	12	19	44	6	-	-	-	-	-		
2010-11	Boston Univ.	H-EAST	35	14	20	34	75	-4	-	-	-	-	-		
2011-12	Boston Univ.	H-EAST	38	15	31	46	67	15	-	-	-	-	-		
2011-12	Texas	AHL	9	1	4	5	9	-4	-	-	-	-	-		
2012-13	DALLAS	NHL	9	1	4	5	9	-4	-	-	-	-	-		
2012-13	Texas	AHL	57	13	22	35	43	3	7	2	1	3	4	-6	
2013-14	DALLAS	NHL	79	13	22	35	38	-21	6	1	1	2	2	-7	
2014-15	OTTAWA	NHL	76	11	15	26	67	-5	4	0	0	0	0	-3	
2015-16	OTTAWA	NHL	77	8	6	14	45	2	-	-	-	-	-		
2016-17	CALGARY	NHL	81	12	12	24	46	-6	4	0	0	0	2	-1	
2017-18	WASHINGTON	NHL	61	9	9	18	26	1	16	1	1	2	4	0	
2018-19	EDMONTON	NHL	73	22	16	38	32	-1	-	-	-	-	-	-	
	<b>NHL TOTALS</b>		<b>381</b>	<b>59</b>	<b>65</b>	<b>124</b>	<b>222</b>	<b>-26</b>	-	-	-	-	-	-	
	<b>NHL TOTALS - EDMONTON</b>		<b>73</b>	<b>22</b>	<b>16</b>	<b>38</b>	<b>32</b>	<b>-1</b>	-	-	-	-	-	-	
	<b>AHL TOTALS</b>		<b>66</b>	<b>14</b>	<b>26</b>	<b>40</b>	<b>52</b>	<b>-1</b>	-	-	-	-	-	-	

# ALEX CHIASSON | RW

**SHOOTS:** Right **HEIGHT:** 6'3" **WEIGHT:** 210 lbs

**DOB:** October 1, 1990 **BIRTHPLACE:** Montreal, QC **HOMETOWN:** Saint-Augustin-de-Desmaures, QC

**BECAME AN OILER:** Re-signed as a free agent by the Oilers on July 1, 2019

**CONTRACT STATUS:** Signed through 2020-21

**NHL INFO:** Dallas' second round selection, 38th overall, in the 2009 NHL Draft



## 2018-19 HIGHLIGHTS

His seventh NHL season, and first with Edmonton... Signed a two-year contract with the Oilers on July 1, 2019... Scored a career-best 22 goals, reaching 20+ goals for the first time in his career... Averaged 16:58 in ice-time, the highest season average of his career... Also set career bests with eight power play goals and 15 power play points... Set a career-high with 31 blocked shots... Tied for third on the team with five power play goals... Had two three-game goal scoring streaks (Dec. 13-16, Oct. 30-Nov.3), giving him his third such streaks in his career... Had five multiple-point games, giving him 17 in his career... Set a new career best for goals in a season, setting a new best when he scored his 14th goal on Dec. 14 vs. PHI (Scored 13 in 2013-14 with Dallas)... Had a career-high eight shots on net on Feb. 15 @ CAR... Scored twice in his second game as an Oiler, on Oct. 23 vs. PIT... Appeared in his first game as an Oiler on Oct. 20 vs. NSH... Attended the Oilers training camp on a Professional Tryout (PTO), signing a one-year contract on Oct. 3, 2018.

## CAREER HIGHLIGHTS

**2017-18:** His first season with Washington... Helped Washington capture its first Stanley Cup, appearing in 16 playoff games... Led Washington with three shorthanded points... Had three points (1G, 2A) vs. NYI on Mar. 16, including a power-play goal... Had two goals, including the game-winning goal while shorthanded, @ BOS on Dec. 14... Signed with Washington as an unrestricted free agent on Oct. 4, 2017 after attending camp on a professional tryout (PTO). **2016-17:** Came within one goal of his season-best with 12 goals with Calgary... Recorded his 100th career point on Mar. 13 vs. PIT, an assist on Deryk Engelland goal... Played in his 300th career NHL game on Feb. 24 @ FLA... Scored in his Flames debut on Oct. 12 @ EDM, the opening night of Rogers Place... Acquired by Calgary from Ottawa on Jun. 27, 2016 in exchange for Patrick Sieloff. **2015-16:** His second season with Ottawa, posting 14 points (8G, 6A), 45 penalty minutes and a +2 plus-minus rating in 77 games... Appeared in his 200th career NHL game on Dec. 30 vs. NJD. **2014-15:** Appeared in 67 games for Ottawa, posting 26 points (11G, 15A)... Acquired by Ottawa from Dallas on Jul. 1, 2014 along with Alex Guptill, Nick Paul and a second round draft pick in exchange for Jason Spezza and Ludwig Karlsson. **2013-14:** His first full NHL season, posting 35 points (13G, 22A), 38 penalty minutes and a -21 plus-minus rating in 79 games... Led all Dallas rookies in scoring... Became the first NHL rookie since 1992-93 to score nine goals in his first 10 games in the league. **2012-13:** Scored six goals in his first six NHL games, become the first player in Dallas franchise history to do so... Made his NHL debut on Apr. 3, 2013 vs. ANA. **MINOR PROFESSIONAL:** Played parts of two seasons with the AHL's Texas Stars. **AMATEUR:** Played at Boston University (Hockey East) from 2009 through 2012... Named to the Hockey East All-Tournament Team in 2012... Led his team in scoring in his final two seasons (2010-11, 2011-12)... Played with the USHL's Des Moines Buccaneers in 2008-09, where he was coached former NHLer JP Parise, father of current NHLer Zach Parise... Named to both the USHL All-Rookie and All-Star Team... Des Moines' second round selection, 14th overall, in the 2008 USHL Entry Draft. **OTHER:** Now fluently bilingual, he spoke very little english when he enrolled at Northwood School in Lake Placid, New York for the 2007-08 season.

## SHOOTOUTS/ PENALTY SHOTS

NAME	2018-19			CAREER		
	G	A	%	G	A	%
Shootouts	0	0	0.0	2	9	22.2
Penalty Shots	0	0	0.0	0	1	0.0

## OILER FIRSTS

FIRSTS	DATE	GAME		
First GP:	10/20/18	EDM 0 vs. NSH 3		TOI 7:28
First Assist:	11/13/18	EDM 6 vs. MTL 2		1A
First Goal:	10/23/18	EDM 5 vs. PIT 6		(OT)/2G
First Goal details:	vs. Matt Murray @ 3:10 of period 2			

## NHL FIRSTS

FIRSTS	DATE	GAME		
First GP:	4/03/13	DAL 2 @ ANA 5		13:38 TOI
First Assist:	4/09/13	DAL 5 vs. LAK 1		1A
First Goal:	4/05/13	DAL 3 vs. ANA 1		1G
First Goal details:	vs. Viktor Fasth @ 19:12 of period 1			

## MOSTS

CATEGORIES	MOST	MOST RECENTLY					DETAILS
		DATE	TEA	GF	OPP	GA	
Goals	2 (6X)	11/25/18	EDM	2	@ LAK	5	2G
Assists	3 (1X)	4/1/14	DAL	5	@ WSH	0	3A
Points	3 (3X)	3/16/18	WSH	6	vs. NYI	3	1G, 2A
Shots on goal	8	2/15/19	EDM	1	@ CAR	3	
Penalty minutes	17 (1X)	12/6/14	OTT	2	@ PIT	3	
Hat tricks	0						
Multi-point games	17	4/6/19	EDM	@	CGY		1G, 1A

## STREAKS

LONGEST PERSONAL STREAKS		MOST RECENTLY			DETAILS
		START	TO	END	
Goals	3 (1X)	10/3/13	TO	10/13/13	3G
Assists	2 (4X)	3/24/18	TO	3/26/18	2A
Points	5 (2X)	10/25/14	TO	11/1/14	2G, 3A

## CAREER HIGHS (ONE SEASON)

CATEGORY	CAREER HIGH	SEASON	CATEGORY	CAREER HIGH	SEASON
Games played	81	2016-17	Game-winning goals	4	2013-14
Goals	22	2018-19	Overtime goals	0	
Assists	22	2013-14	Shots on net	144	2013-14
Points	38	2018-19	Hits	103	2015-16
Penalty minutes	67	2014-15	Blocked shots	31	2018-19
Plus-minus	+3	2012-13	Takeaways	32	2016-17
Power play goals	8	2018-19	Faceoffs	132	2013-14
Power play points	15	2018-19	Faceoff wins	64	2013-14
Shorthanded goals	1 (4X)	2018-19			
Shorthanded points	3	2017-18			



# 29



## DRAISAITL CAREER STATISTICS

SEASON	TEAM	LEAGUE	REGULAR SEASON							PLAYOFFS					
			GP	G	A	PTS	PIM	+/-	GP	G	A	PTS	PIM	+/-	
2011-12	Germany U18	WU18	6	2	5	7	2	2	0	Finished sixth overall					
2012-13	Prince Albert	WHL	64	21	37	58	22	22	4	0	4	4	0	-4	
2012-13	Germany U18	WU18	5	1	6	7	4	2	Finished ninth overall						
2012-13	Germany U20	WJC	6	2	4	6	2	-9	Finished eighth overall						
2013-14	Prince Albert	WHL	64	38	67	105	24	7	5	1	4	5	4	2	
2013-14	Germany U20	WJC	6	2	4	6	52	-1	Finished ninth overall						
2013-14	Germany	WHC	7	1	3	4	0	-3	Finished 14th overall						
2014-15	EDMONTON	NHL	37	2	7	9	4	-17	-	-	-	-	-	-	
2014-15	Kelowna	WHL	32	19	34	53	25	14	19	10	18	28	12	17	
2014-15	Kelowna	Mem Cup	5	4	3	7	12	-1	Finished second overall						
2015-16	EDMONTON	NHL	72	19	32	51	20	-2	-	-	-	-	-	-	
2015-16	Bakersfield	AHL	6	1	1	2	4	-5	-	-	-	-	-	-	
2015-16	Germany	WHC	8	1	3	4	4	-2	Finished seventh overall						
2016-17	Team Europe	WCH	6	2	0	2	0	2	Finished second overall						
2016-17	Germany	OGQ	3	2	3	5	0	2	Finished first overall						
2016-17	EDMONTON	NHL	82	29	48	77	20	7	13	6	10	16	19	8	
2016-17	Germany	WHC	3	0	2	2	2	0	Finished eighth overall						
2017-18	EDMONTON	NHL	78	25	45	70	30	-7	-	-	-	-	-	-	
2017-18	Germany	WHC	7	2	7	9	16	2	Finished 11th overall						
2018-19	EDMONTON	NHL	82	50	55	105	52	2	-	-	-	-	-	-	
2018-19	Germany	WHC	8	5	3	8	0	-1	Finished sixth overall						
<b>NHL TOTALS</b>			<b>351</b>	<b>125</b>	<b>187</b>	<b>312</b>	<b>126</b>	<b>-17</b>	<b>13</b>	<b>6</b>	<b>10</b>	<b>16</b>	<b>19</b>	<b>8</b>	
<b>AHL TOTALS</b>			<b>6</b>	<b>1</b>	<b>1</b>	<b>2</b>	<b>4</b>	<b>-5</b>	-	-	-	-	-	-	

# LEON DRAISAITL | C

**SHOOTS:** Left **HEIGHT:** 6'2" **WEIGHT:** 208 lbs

**DOB:** October 27, 1995 **BIRTHPLACE:** Cologne, GER **HOMETOWN:** Cologne, GER


**BECAME AN OILER:** Edmonton's first round selection, third overall, in the 2014 NHL Draft

**CONTRACT STATUS:** Signed through 2024-25

**NHL INFO:** Edmonton's first round selection, third overall, in the 2014 NHL Draft

@Drat\_29

Drat\_29



## 2018-19 HIGHLIGHTS

His fifth NHL season, all with Edmonton... Set career highs with 50 goals, 55 assists and 105 points... Finished fourth in the NHL scoring race, and second in goal scoring... His 105 points represent the greatest NHL season by a German player all-time, and he now ranks fourth all-time in NHL scoring among German-trained players... Recorded the sixteenth 50-goal season in Oilers history, becoming only the fifth Oiler all-time to score 50+ goals... Had 32 multiple-point games, a new career best, tied for third most in the NHL... One of only four Oilers to appear in all 82 regular season games... Finished the season with a 21.6 shooting percentage (50G, 231SOG), the highest percentage in the NHL among players with at least 100 shots on net... Set a personal best with points in 14 consecutive games (10G, 13A, 23 PTS) from Feb. 13-Mar. 11... Has set new career bests in goals and points... Had his first career regular season hat trick on Mar. 26 vs. LAK... Played in his first NHL All-Star Game in 2019, after being voted in with the 'Last Man In' vote... Won the Enterprise NHL Premier Passer at the 2019 SAP NHL All-Star Skills... Scored his 100th NHL goal on Jan. 20 vs. CAR... Had goals/points in five consecutive games, posting nine points (6G+3A=9PTS), from Dec. 22-Jan. 2, a personal best for goals in consecutive games... Had four consecutive multiple point games (Dec. 27-Jan. 2), posting eight points (5G, 3A).

## CAREER HIGHLIGHTS

**2017-18:** Led the Oilers with 672 faceoff wins, and a 56.1 winning percentage, a career-high... Had 18 multiple-point games, including one four-point night, a career high, on Mar. 20 at CAR... Also posted four three-point nights, along with 13 two-point games... Ranked second on the team and ninth in the NHL, with 78 takeaways... Posted his 200th point during a four-point game on Mar. 20 at CAR... Tied a team best plus-minus rating of +4 vs. CAR on Mar. 20... Posted his 100th career NHL assist on Dec. 9 @ MTL, in his 216th NHL game... Reached a season-high 25:33 in ice-time on Jan. 25 @ CGY... Had a season-high five shots on net in eight games... Scored his fourth career overtime game-winning goal on Nov. 9 @ NJD... Played in his 200th career NHL game on Nov. 5 vs. DET... Returned to Oilers lineup on Oct. 24 @ PIT, after missing four games due to an upper body injury he sustained on Oct. 9 vs. WPG... **2016-17:** Signed an eight-year contract extension on Aug. 16, 2017... Posted career highs with 77 points, including 29 goals and 48 assists, and 20 penalty minutes... Ranked second in team scoring, and eighth in NHL scoring... Had 18 multiple point games... Had an 11-game scoring streak from Mar. 14-Apr. 4 (5G, 14A, 19PTS)... Led the team with three overtime goals. **PLAYOFFS:** Led the Oilers in playoff scoring, with 16 points (6G, 10A), ranking third in the NHL after the conference semi-finals... On May 7 vs. ANA, he became the first Oiler to post a five-point game (3G, 2A) in the playoffs since Jari Kurri on May 18, 1990 in BOS... With a hat trick on May 7 vs. ANA, he posted the first Oiler hat trick since Bill Guerin (Apr. 18, 2000)... Set a new record for most points in a season by an NHL player from Germany, surpassing the previous record of 59 points, set by Marco Sturm in 2005-06. **AMATEUR:** Played three seasons in the WHL, two seasons with Prince Albert and one with Kelowna... Won the 2015 WHL Championship with Kelowna, reaching the Memorial Cup final game, losing to Oshawa in OT... Named Most Valuable Player at the 2015 Memorial Cup... Prince Albert's first round selection, second overall, in the 2012 CHL Import Draft. **INTERNATIONAL:** Played for Germany at five World Championships (2014, 2016, 2017, 2018, 2019)... The youngest player on Team Europe at the 2016 World Cup of Hockey, reaching the final... Represented Germany at the World Junior Hockey Championships twice (2013, 2014)... An alternate captain with Germany at the 2014 World Junior Hockey Championship in Malmo, Sweden... Represented Germany at the U-18 World Junior Hockey Championship twice (2012, 2013) and the 2012 U-17 World Junior Hockey Championship. **NOTES:** Father Peter coaches HC Kosice in the Slovakia Liga... He played hockey professionally and represented Germany at the 1988, 1992 and 1998 Winter Olympics.

## SHOOTOUTS/ PENALTY SHOTS

NAME	2018-19			CAREER		
	G	A	%	G	A	%
Shootouts	1	4	25.0	7	13	53.8
Penalty Shots	0	0	n/a	1	1	100.0

## OILER FIRSTS

FIRSTS	DATE	GAME		
First GP:	10/9/14	EDM 2 vs. CGY 5		14:47 TOI
First Assist:	10/15/14	EDM 4 @ ARI 7		1A, GM4
First Goal:	10/24/14	EDM 6 vs. CAR 3		1G, GM8
First Goal details:	vs. Anton Khudobin @ 12:55 of period 3			

## NHL FIRSTS

FIRSTS	DATE	GAME		
First GP:	10/9/14	EDM 2 vs. CGY 5		14:47 TOI
First Assist:	10/15/14	EDM 4 @ ARI 7		1A, GM4
First Goal:	10/24/14	EDM 6 vs. CAR 3		1G, GM8
First Goal details:	vs. Anton Khudobin @ 12:55 of period 3			

## MOSTS

CATEGORIES	MOST	MOST RECENTLY					
		DATE	TEA	GF	OPP	GA	DETAILS
Goals	3	3/26/19	EDM	8	vs. LAK	4	3G, 1A
Assists	4 (1X)	11/12/15	EDM	7	vs. NYR	5	4A
Points	4 (3X)	3/26/19	EDM	8	vs. LAK	4	3G, 1A
Shots on goal	8 (1X)	12/1/16	EDM	2	vs. NJD	2	(OT)
Penalty minutes	6 (2X)	11/17/18	EDM	2	@ CGY	4	
Hat tricks	1	3/26/19	EDM	8	vs. LAK	4	3G, 1A
Multi-point games	81	4/4/19	EDM	2	vs. SJS	3	2G

## STREAKS

LONGEST PERSONAL STREAKS		MOST RECENTLY			DETAILS
		START	TO	END	
Goals	3 (10X)	2/15/19	TO	2/19/19	3G
Assists	6 (2X)	2/28/19	TO	3/1/19	9A, 3G
Points	14	2/13/19	TO	3/11/19	9G, 13A

## CAREER HIGHS (ONE SEASON)

CATEGORY	CAREER HIGH	SEASON	CATEGORY	CAREER HIGH	SEASON
Games played	82 (2X)	2018-19	Game-winning goals	5 (2X)	2018-19
Goals	50	2018-19	Overtime goals	3 (2X)	2018-19
Assists	55	2018-19	Shots on net	231	2018-19
Points	105	2018-19	Hits	57	2018-19
Penalty minutes	52	2018-19	Blocked shots	36	2016-17
Plus-minus	+7	2016-17	Takeaways	78	2017-18
Power play goals	16	2018-19	Faceoffs	1,340	2018-19
Power play points	29	2018-19	Faceoff wins	677	2018-19
Shorthanded goals	3 (2X)	2018-19			
Shorthanded points	4	2017-18			



# 80



## GAGNER CAREER STATISTICS

SEASON	TEAM	LEAGUE	REGULAR SEASON						PLAYOFFS					
			GP	G	A	PTS	PIM	+/-	GP	G	A	PTS	PIM	+/-
2004-05	Milton	OPJHL	13	5	10	15	10	n/a	-	-	-	-	-	-
2005-06	Sioux City	USHL	56	11	35	46	60	3	-	-	-	-	-	-
2006-07	London	OHL	53	35	83	118	36	32	16	7	22	29	22	1
2006-07	CAN U20	WJHC	6	0	0	0	8	0	Won gold medal					
2007-08	CAN U20	SS	8	6	9	15	8	n/a	-	-	-	-	-	-
2007-08	EDMONTON	NHL	79	13	36	49	23	-21	-	-	-	-	-	-
2007-08	Canada	WHC	1	0	0	0	0	0	Won silver medal					
2008-09	EDMONTON	NHL	68	15	26	41	51	-1	-	-	-	-	-	-
2009-10	EDMONTON	NHL	68	15	26	41	33	-8	-	-	-	-	-	-
2010-11	EDMONTON	NHL	68	15	27	42	37	-17	-	-	-	-	-	-
2011-12	EDMONTON	NHL	75	18	29	47	36	5	-	-	-	-	-	-
2012-13	Klagenfurter AC	EBEL	21	10	10	20	8	0	-	-	-	-	-	-
2012-13	Canada	Spengler	4	0	3	3	0	1	Won Spengler Cup					
2012-13	EDMONTON	NHL	48	14	24	38	23	-6	-	-	-	-	-	-
2013-14	EDMONTON	NHL	67	10	27	37	41	-29	-	-	-	-	-	-
2014-15	ARIZONA	NHL	81	15	26	41	28	-28	-	-	-	-	-	-
2015-16	PHILADELPHIA	NHL	53	8	8	16	25	4	6	0	2	2	8	1
2015-16	LeHigh Valley	AHL	9	1	5	6	4	3	-	-	-	-	-	-
2016-17	COLUMBUS	NHL	81	18	32	50	22	10	-	-	-	-	-	-
2017-18	VANCOUVER	NHL	74	10	21	31	35	-18	-	-	-	-	-	-
2018-19	VANCOUVER	NHL	7	1	2	3	4	-3	-	-	-	-	-	-
2018-19	Toronto	AHL	43	12	25	37	12	-7	-	-	-	-	-	-
2018-19	EDMONTON	NHL	25	5	5	10	10	-3	-	-	-	-	-	-
<b>NHL TOTALS</b>			<b>802</b>	<b>158</b>	<b>288</b>	<b>446</b>	<b>368</b>	<b>-115</b>	<b>11</b>	<b>0</b>	<b>4</b>	<b>4</b>	<b>10</b>	<b>-2</b>
<b>NHL TOTALS - EDMONTON</b>			<b>506</b>	<b>106</b>	<b>199</b>	<b>305</b>	<b>254</b>	<b>-80</b>	-	-	-	-	-	-
<b>AHL TOTALS</b>			<b>52</b>	<b>13</b>	<b>30</b>	<b>43</b>	<b>16</b>	<b>-4</b>	-	-	-	-	-	-

# SAM GAGNER | C/RW



**SHOOTS:** Right **HEIGHT:** 5'11" **WEIGHT:** 202 lbs

**DOB:** August 19, 1989 **BIRTHPLACE:** London, ON **HOMETOWN:** Oakville, ON

**BECAME AN OILER:** Acquired in a trade with Vancouver on Feb. 16, 2019

**CONTRACT STATUS:** Signed through 2019-20

**NHL INFO:** Edmonton's first round selection, sixth overall, in the 2007 NHL Draft

@89SGagner

sgagner89

89

## 2018-19 HIGHLIGHTS

His 12th NHL season, and eighth season overall with Edmonton... Averaged 13:36 in ice-time in his 25 games with the Oilers... Appeared in his 800th NHL game on Apr. 2 @ COL, getting an assist... Appeared in his 500th game as an Oiler on Mar. 26 vs. LAK... Posted his 300th point as an Oiler on Mar. 7 vs. VAN... Scored his first goal in his second stint as an Oiler on Feb. 21 vs. NYI... His last goal as an Oiler was on Apr. 4, 2014 vs. ARI... Acquired from Vancouver on Feb. 16, 2019 in exchange for forward Ryan Spooner... Appeared in seven games for Vancouver this season, posting three points (1G, 2A), four penalty minutes and a -3 plus-minus rating.... Spent most of the season with the American Hockey League's Toronto Marlies, where he has posted 37 points (12G, 25A), 12 penalty minutes and a -7 plus-minus rating in 43 games.

## CAREER HIGHLIGHTS

**2017-18:** Recorded his first point and assist with Vancouver on Oct. 12 vs. WPG... Scored his first goal with Vancouver on Oct. 30 vs. DAL... Appeared in his 700th NHL game on Oct. 14 vs. CGY... Scored a season high three points (2-1-3) and the game winning goal on Dec. 28 vs. CHI... Tied a career high for game winning goals in a single season (2)... Had a season high plus-minus, +5, on Dec. 28 vs. CHI. **2016-17:** Collected a career-high 50 points (18-32-50) in 81 games played with Columbus... His 18 goals tied a career-high set in 2011-12... Finished tied for fourth on the team in goals, third in powerplay goals (8), third in assists and fifth in points. **2015-16:** Notched a season-high two assists in his 600th career NHL game on Mar. 12 at FLA... **2014-15:** Ranked second on Arizona in goals, assists and points (tied) and ranked third in power play goals (six) with 15-26-41 in a career-high 81 games... Posted his 300th career NHL point on his first assist, on Nov. 14, 2014 at VAN... Skated in his 500th career NHL game two contests later on Nov. 18 vs. WSH... Collecting his 200th career NHL assist the following game on Nov. 20 at DAL. **2013-14:** Appeared in 67 games for Edmonton, finishing fifth on the team in assists (27), points (37), and shots (143)... Scored his 100th career NHL goal on Mar. 28, 2014 vs. ANA. **2012-13:** Ranked second on Edmonton in assists (24) and points (38) and fourth in goals (14), playing in all 48 games... Started the season with a career-high 10-game point scoring streak from Jan. 20-Feb. 6 (3-8-11)... Played with Klagenfurter AC (EBEL) during the NHL lockout, posting 20 points (10G, 10A) in 21 games. **2011-12:** Recorded a career-high 18 goals in 75 games and ranked third on the Oilers in assists (29) and power play goals (6)... Tied an Oilers franchise record (Wayne Gretzky and Paul Coffey), tallying eight points (4-4-8) on Feb. 2, 2012 vs. CHI. **2010-11:** Finished second on Edmonton in assists (27) and points (42, tied)... Posted his 100th career NHL assist on Dec. 21 at SJS. **2009-10:** Appeared in 68 games for Edmonton, finishing second on the team in assists (26, tied) and points (41) and third in goals (15, tied), power play goals (6), and shots (170)... Recorded his 100th career NHL point on his second assist on Oct. 24 at CGY. **2008-09:** Ranked third on the Oilers in power play goals (6) and fifth in points (41) and shots (156)... Recorded his first career hat trick on Mar. 19 at COL... Played in his 100th career NHL game on Nov. 29 at STL. **2007-08:** Ranked seventh in voting for the Calder Trophy, awarded to the NHL's Top Rookie... Youngest player in the NHL, finishing third among league rookies in assists (36) and fifth in points (49)... Ranked second on the Oilers in assists and third in points... Named to the NHL YoungStars Game as part of 2008 NHL All-Star Weekend. **MINOR PROFESSIONAL:** Appeared in 43 games with the AHL's Toronto Marlies in 2018-19, on loan from the NHL's Vancouver Canucks... Appeared in his first AHL game in his ninth professional season, appearing in nine games with LeHigh Valley, posting six points (1G, 5A). **AMATEUR:** **INTERNATIONAL:** Helped Canada win the 2012 Spengler Cup during the NHL lockout... Won a silver medal with Canada at the 2008 World Hockey Championship in Halifax/Quebec City... An alternate captain with Canada's National Junior Team for the 2007 Canada-Russia Super Series, which Canada won (7wins, 1 tie)... Won a gold medal with Canada at the 2007 World Junior Hockey Championship in Leksand, SWE. **NOTES:** He and his wife Rachel have three children, Cooper, Beckam and Cali.

## SHOOTOUTS/ PENALTY SHOTS

NAME	2018-19			CAREER		
	G	A	%	G	A	%
Shootouts	1	3	33.3	25	79	31.6
Penalty Shots	0	0	n/a	0	2	0.0

## OILER FIRSTS

FIRSTS	DATE	GAME
First GP:	10/4/07	EDM 3 vs. SJS 2 1A, TOI 10:53
First Assist:	10/4/07	EDM 3 vs. SJS 2 1A
First Goal:	10/20/07	EDM 1 @ CGY 4 1G
First Goal details:	vs. Miikka Kiprusoff @ 13:34 of period 1	

## NHL FIRSTS

FIRSTS	DATE	GAME
First GP:	10/4/07	EDM 3 vs. SJS 2 1A, TOI 10:53
First Assist:	10/4/07	EDM 3 vs. SJS 2 1A
First Goal:	10/20/07	EDM 1 @ CGY 4 1G
First Goal details:	vs. Miikka Kiprusoff @ 13:34 of period 1	

## MOSTS

CATEGORIES	MOST	MOST RECENTLY					
		DATE	TEA	GF	OPP	GA	DETAILS
Goals	4	2/2/12	EDM	8	vs. CHI	4	4G, 4A
Assists	4	2/2/12	EDM	8	vs. CHI	4	4G, 4A
Points	8	2/2/12	EDM	8	vs. CHI	4	4G, 4A
Shots on goal	8	2/2/12	EDM	8	vs. CHI	4	4G, 4A
Penalty minutes							
Hat tricks	2						
Multi-point games	77	12/28/17	CBJ		vs. CHI		2G, 1A

## STREAKS

LONGEST PERSONAL STREAKS	START	MOST RECENTLY			DETAILS
		TO	END		
Goals	3	3/10/13	TO	3/15/13	5G
Assists	8	2/4/08	TO	2/22/08	9A
Points	10	1/20/13	TO	2/6/13	3G, 8A

## CAREER HIGHS (ONE SEASON)

CATEGORY	CAREER HIGH	SEASON	CATEGORY	CAREER HIGH	SEASON
Games played	81 (2X)	2016-17	Game-winning goals	2 (3X)	2017-18
Goals	18 (2X)	2016-17	Overtime goals	1 (3X)	2017-18
Assists	36	2007-08	Shots on net	183	2014-15
Points	50	2016-17	Hits	63	2014-15
Penalty minutes	51	2008-09	Blocked shots	34	2013-14
Plus-minus	+10	2016-17	Takeaways	36	2014-15
Power play goals	8	2016-17	Faceoffs	963	2013-14
Power play points	18	2016-17	Faceoff wins	451	2013-14
Shorthanded goals	1	2010-11			
Shorthanded points	2	2012-13			






## GRANLUND CAREER STATISTICS

SEASON	TEAM	LEAGUE	REGULAR SEASON							PLAYOFFS					
			GP	G	A	PTS	PIM	+/-	GP	G	A	PTS	PIM	+/-	
2009-10	HIFK U20	FIN Jr. A	37	17	26	42	38	31	14	2	11	13	18	5	
2009-10	HIFK U18	WU18	6	1	5	6	4	2	Won bronze medal						
2010-11	HIFK	SM-LIIGA	2	0	0	0	0	0	-	-	-	-	-	-	
2010-11	Suomi U20	MESTIS	6	3	3	6	6	3	-	-	-	-	-	-	
2010-11	HIFK U20	FIN Jr. A	40	20	32	52	49	5	5	4	5	9	6	3	
2010-11	FIN U18	WU18	6	2	8	10	6	4	Finished fifth overall						
2011-12	HIFK	SM-LIIGA	47	15	19	34	18	19	3	0	0	0	0	-3	
2011-12	Kiekko-Vantaa	MESTIS	1	0	0	0	0	0	-	-	-	-	-	-	
2011-12	HIFK U20	FIN Jr. A	0	0	0	0	0	0	1	1	0	1	0	0	
2011-12	FIN U20	WJHC	6	5	7	12	4	-1	Finished fourth overall						
2012-13	HIFK	SM-LIIGA	50	10	20	30	18	3	-	-	-	-	-	-	
2012-13	FIN U20	WJHC	6	5	7	12	4	-1	Finished seventh overall						
2013-14	CALGARY	NHL	7	2	1	3	0	2	-	-	-	-	-	-	
2013-14	Adirondack	AHL	52	25	21	35	22	10	4	2	3	5	2	-4	
2014-15	CALGARY	NHL	48	8	10	18	16	-4	3	0	1	1	0	1	
2014-15	Adirondack	AHL	21	9	8	17	14	-2	-	-	-	-	-	-	
2015-16	CALGARY	NHL	31	4	3	7	8	-1	-	-	-	-	-	-	
2015-16	Stockton	AHL	12	5	4	9	10	4	-	-	-	-	-	-	
2015-16	VANCOUVER	NHL	16	2	1	3	6	-3	-	-	-	-	-	-	
2016-17	VANCOUVER	NHL	69	19	13	32	14	-19	-	-	-	-	-	-	
2017-18	VANCOUVER	NHL	53	8	4	12	8	-10	-	-	-	-	-	-	
2018-19	VANCOUVER	NHL	77	12	10	22	20	-4	-	-	-	-	-	-	
<b>NHL TOTALS</b>			<b>301</b>	<b>55</b>	<b>42</b>	<b>97</b>	<b>72</b>	<b>-39</b>	<b>3</b>	<b>0</b>	<b>1</b>	<b>1</b>	<b>0</b>	<b>1</b>	
<b>AHL TOTALS</b>			<b>85</b>	<b>39</b>	<b>33</b>	<b>72</b>	<b>46</b>	<b>12</b>	<b>4</b>	<b>2</b>	<b>3</b>	<b>5</b>	<b>2</b>	<b>-4</b>	
<b>SM-LIIGA TOTALS</b>			<b>99</b>	<b>25</b>	<b>39</b>	<b>64</b>	<b>36</b>	<b>22</b>	<b>8</b>	<b>1</b>	<b>2</b>	<b>3</b>	<b>4</b>	<b>-3</b>	
<b>MESTIS TOTALS</b>			<b>7</b>	<b>3</b>	<b>3</b>	<b>6</b>	<b>6</b>	<b>3</b>	<b>-</b>	<b>-</b>	<b>-</b>	<b>-</b>	<b>-</b>	<b>-9</b>	

# MARKUS GRANLUND | LW/C



**SHOOTS:** Left **HEIGHT:** 5'11" **WEIGHT:** 181 lbs

**DOB:** April 16, 1993 **BIRTHPLACE:** Oulu, FIN **HOMETOWN:**

**BECAME AN OILER:** Signed by the Oilers as a free agent on July 1, 2019

**CONTRACT STATUS:** Signed through 2019-20

**NHL INFO:** Calgary's second round selection, 45th overall, in the 2011 NHL Draft

@GranlundMa

amgee

## 2018-19 HIGHLIGHTS

His sixth season in the NHL, fourth with Vancouver... Led Vancouver with a 37.5 shooting percentage on shootouts (3/8)... Appeared in his 300th career NHL game on Apr. 4 at NSH... Season high for time on ice was 22:47 on Nov. 13 vs. NYI.

## CAREER HIGHLIGHTS

**2017-18:** Appeared in his 200th career NHL game on Dec. 9 @ CGY, his first organization... **2016-17:** Set career highs with 19 goals, 13 assists and 32 points... Named the Canucks' Unsung Hero, winning the Fred J. Hume Award... Had six multi-point games. **2015-16:** Appeared in his 100th career NHL game on Apr. 6 @ EDM... Made his Vancouver debut on Feb. 25 vs. OTT, registering an assist... Acquired by Vancouver from Calgary in exchange for Hunter Shinkaruk on Feb. 22... **2014-15:** His first full season in the NHL, appearing in 48 NHL games for Calgary... Appeared in three playoff games for Calgary, posting one assist. **2013-14:** Made his NHL debut on Feb. 27 vs. LAK... Posted his first NHL point/assist on Mar. 3 at MIN... Scored his first career goal on Mar. 5 vs. OTT. **MINOR PROFESSIONAL:** Played parts of three seasons with Calgary's AHL affiliate, in three different cities (Abbotsford, Adirondack, Stockton)... Ranked third in team scoring in his rookie AHL season, with 46 points in 52 games... Was named the AHL Rookie of the Month in February, 2014. **EUROPE:** Played two seasons with HIFK in Finland's top professional league, the SM-Liiga... **AMATEUR:** Played for HIFK U20 in the Finnish Jr. A League from 2009-11, leading the team in scoring in 2010-11, ranking second in 2009-10... Finished second overall with HIFK U20 in 2009-10. **INTERNATIONAL:** Has played for Finland at four world championships, two World Under-18 Hockey Championships (2010, 2011) and two World Junior Hockey Championships (2012, 2013)... Won a bronze medal with Finland at the 2010 World Under-18 Hockey Championship... Played for Finland at the 2012 World Junior Hockey Championship in Alberta, finishing seventh overall... Granlund served as team captain at the 2011 World Under-18 Hockey Championship in Umea, Sweden... Played for Finland at the 2010 World Under-17 Challenge in Ontario. **NOTES:** His brother Mikael Granlund plays for the NHL's Nashville Predators.

## SHOOTOUTS/ PENALTY SHOTS

NAME	2018-19			CAREER		
	G	A	%	G	A	%
Shootouts	6	15	40.0	3	8	37.5
Penalty Shots	0	0	n/a	0	0	n/a

## NHL FIRSTS

FIRSTS	DATE	GAME	TOI
First GP:	2/27/14	CGY 0 vs. LAK 2	7:14
First Assist:	3/03/14	CGY 2 @ MIN 3	1A
First Goal:	3/05/14	CGY 4 vs. OTT 1	1G
First Goal details:	vs. Craig Anderson, at 2:04 of period 1		

## MOSTS

CATEGORIES	MOST	MOST RECENTLY					DETAILS
		DATE	TEA	GF	OPP	GA	
Goals	2 (5X)	12/15/17	VAN	4	vs. SJS	3	2G
Assists	2 (3X)	11/8/18	VAN	8	@ BOS	5	2A
Points	3	1/6/17	VAN	4	vs. CGY	2	2G, 1A
Shots on goal	7	3/18/17	VAN	0	@ EDM	2	
Penalty minutes	6	10/29/18	VAN	5	vs. MIN	2	
Hat tricks	0						
Multi-point games	14	1/16/19	VAN	2	vs. EDM	3	SO/1G, 1A

## STREAKS

LONGEST PERSONAL STREAKS		MOST RECENTLY			DETAILS
		START	TO	END	
Goals	2 (2X)	2/19/16	TO	2/28/16	2G
Assists	3	11/15/14	TO	11/20/14	4A
Points	4	2/7/17	TO	2/17/17	2G, 2A

## CAREER HIGHS (ONE SEASON)

CATEGORY	CAREER HIGH	SEASON	CATEGORY	CAREER HIGH	SEASON
Games played	77	2018-19	Game-winning goals	3	2016-17
Goals	19	2016-17	Overtime goals	1 (2X)	2016-17
Assists	13	2016-17	Shots on net	123	2018-19
Points	32	2016-17	Hits	47	2017-18
Penalty minutes	20	2018-19	Blocked shots	24 (2X)	2018-19
Plus-minus	+2	2013-14	Takeaways	33	2016-17
Power play goals	3	2016-17	Faceoffs	524	2014-15
Power play points	7	2016-17	Faceoff wins	202	2015-16
Shorthanded goals	2	2017-18			
Shorthanded points	2 (2X)	2017-18			



# 91



## HAAS CAREER STATISTICS

SEASON	TEAM	LEAGUE	GP	REGULAR SEASON					PIM	+/-	PLAYOFFS					
				G	A	PTS	PIM	+/-			GP	G	A	PTS	PIM	+/-
2008-09	Biel-Bienne U20	SUI U20	15	10	33	43	20	n/a	7	0	7	7	8	n/a		
2008-09	SUI U18	WU18	6	2	3	5	0	2	Finished eighth overall							
2009-10	Biel-Bienne U20	SUI U20	33	11	32	43	67	n/a	3	2	3	5	0	n/a		
2009-10	EHC Biel-Bienne	NLA	14	2	1	3	6	n/a	7	1	0	1	2	n/a		
2009-10	SUI U18	WU18	6	0	2	2	0	n/a	Finished fifth overall							
2010-11	Biel-Bienne U20	SUI U20	13	10	21	31	8	n/a	1	1	0	1	0	n/a		
2010-11	EHC Biel-Bienne	NLA	29	0	0	0	4	-12	1	0	0	0	0	0		
2010-11	HC Ajoie	NLB	1	0	0	0	0	n/a	-	-	-	-	-	-		
2010-11	SUI U20	WJHC	6	0	0	0	0	0	Finished fifth overall							
2011-12	Biel-Bienne U20	SUI U20	1	0	1	1	2	n/a	-	-	-	-	-	-		
2011-12	EHC Biel-Bienne	NLA	43	6	7	13	10	5	5	0	1	1	2	-5		
2011-12	SUI U20	WJHC	6	3	0	3	2	1	Finished eighth overall							
2012-13	EHC Biel-Bienne	NLA	49	2	7	9	8	1	-	-	-	-	-	-		
2013-14	EHC Biel-Bienne	NLA	29	4	2	6	12	-1	12	0	3	3	2	-3		
2013-14	EHC Biel-Bienne	NLA Q	-	-	-	-	-	-	5	1	0	1	0	0		
2014-15	EHC Biel-Bienne	NLA	49	8	16	24	20	3	7	1	2	3	4	-3		
2015-16	EHC Biel-Bienne	NLA	38	9	16	25	8	-5	12	3	2	5	8	-3		
2015-16	Switzerland	WHC	3	0	0	0	2	0	Finished 11th overall							
2016-17	EHC Biel-Bienne	NLA	44	11	22	33	4	2	1	0	0	0	0	-1		
2016-17	Switzerland	WHC	8	2	1	3	0	5	Finished sixth overall							
2017-18	SC Bern	NLA	47	15	26	41	18	2	11	2	6	8	2	-3		
2017-18	Switzerland	OLY	4	0	1	1	0	-2	Finished 10th overall							
2017-18	Switzerland	WHC	10	3	2	5	0	2	Won silver medal							
2018-19	SC Bern	NLA	50	15	23	38	14	12	9	4	3	7	2	2		
2018-19	Switzerland	WHC	8	1	2	3	2	-1	Finished eighth overall							
<b>NLA TOTALS</b>			<b>392</b>	<b>72</b>	<b>120</b>	<b>192</b>	<b>104</b>	<b>7</b>	<b>65</b>	<b>11</b>	<b>17</b>	<b>28</b>	<b>22</b>	<b>-16</b>		
<b>NLB TOTALS</b>			<b>1</b>	<b>0</b>	<b>0</b>	<b>0</b>	<b>0</b>	<b>0</b>	<b>-</b>	<b>-</b>	<b>-</b>	<b>-</b>	<b>-</b>	<b>-</b>		



# GAETAN HAAS | C

**SHOOTS:** Right **HEIGHT:** 6'0" **WEIGHT:** 179 lbs


**DOB:** January 31, 1992 **BIRTHPLACE:** Bonfol, SUI **HOMETOWN:** Bonfol, SUI

**BECAME AN OILER:** Signed by the Oilers to an entry-level contract on July 1, 2019

**CONTRACT STATUS:** Signed through 2019-20

**NHL INFO:** Undrafted

 @gats92



## 2018-19 HIGHLIGHTS

Signed with the Oilers as an undrafted free agent on July 1, 2019... Helped SC Bern capture the 2019 NLA Championship... Named to the NLA's All-Star Team in 2018 and 2019, as nominated by the media... Finished second in team scoring with SC Bern in 2018-19, with 38 points (15G, 23A) in 50 games.

## CAREER HIGHLIGHTS

**EUROPE:** Has appeared in 392 games over 10 seasons in the NLA, the top professional league in Switzerland... Joined SC Bern in 2017-18, after eight seasons with EHC Biel-Bienne, where he was an alternate captain for his final three seasons there... **AMATEUR:** Played junior hockey in Biel-Bienne, helping the team to Elite Jr. B Championships in 2009 and 2008, before the team was promoted to top swiss junior league for 2009 through 2011... He split the 2009-10 and 2010-11 seasons between the NLA, Switzerland's top professional league, and the junior ranks... Posted 31 points (10G, 21A) in only 13 games with Biel-Bienne in the Junior A League in 2010-11. **INTERNATIONAL:** Has represented Switzerland internationally since he was 16 years old, including the 2018 Olympics, four world hockey championships, two world junior hockey championships and two world U18 hockey championships... Won gold with Switzerland at the 2018 World Hockey Championship in Denmark... Named one of Switzerland's top 3 players at the 2012 World Junior Hockey Championship, held in Alberta.

## SHOOTOUTS/ PENALTY SHOTS

NAME	2018-19			CAREER		
	G	A	%	G	A	%
Shootouts	0	0	n/a	0	0	n/a
Penalty Shots	0	0	n/a	0	2	n/a

## OILER FIRSTS

FIRSTS	DATE	GAME
First GP:	-	-
First Assist:	-	-
First Goal:	-	-
First Goal details:	-	-

## NHL FIRSTS

FIRSTS	DATE	GAME
First GP:	-	-
First Assist:	-	-
First Goal:	-	-
First Goal details:	-	-

## MOSTS

CATEGORIES	MOST	MOST RECENTLY			OPP	GA	DETAILS
		DATE	TEA	GF			
Goals	-	-	-	-	-	-	-
Assists	-	-	-	-	-	-	-
Points	-	-	-	-	-	-	-
Shots on goal	-	-	-	-	-	-	-
Penalty minutes	-	-	-	-	-	-	-
Hat tricks	-	-	-	-	-	-	-
Multi-point games	-	-	-	-	-	-	-

## STREAKS

LONGEST PERSONAL STREAKS	MOST RECENTLY			DETAILS
	START	TO	END	
Goals	-	-	-	-
Assists	-	-	-	-
Points	-	-	-	-

## CAREER HIGHS (ONE SEASON)

CATEGORY	CAREER HIGH	SEASON	CATEGORY	CAREER HIGH	SEASON
Games played	-	-	Game-winning goals	-	-
Goals	-	-	Overtime goals	-	-
Assists	-	-	Shots on net	-	-
Points	-	-	Hits	-	-
Penalty minutes	-	-	Blocked shots	-	-
Plus-minus	-	-	Takeaways	-	-
Power play goals	-	-	Faceoffs	-	-
Power play points	-	-	Faceoff wins	-	-
Shorthanded goals	-	-			
Shorthanded points	-	-			

# 92



## JURCO CAREER STATISTICS

SEASON	TEAM	LEAGUE	REGULAR SEASON							PLAYOFFS						
			GP	G	A	PTS	PIM	+/-	GP	G	A	PTS	PIM	+/-		
2008-09	HC Kosice U20	SVK U20	48	19	30	49	20	n/a	3	5	0	5	0	n/a		
2008-09	SVK U18	WU18	6	2	3	5	2	0	Finished seventh overall							
2009-10	Saint John	QMJHL	64	26	25	51	24	34	21	7	10	17	8	4		
2010-11	Saint John	QMJHL	60	31	25	56	17	46	19	6	12	18	8	9		
2010-11	SVK U20	WJHC	6	1	0	1	0	0	Finished eighth overall							
2010-11	Saint John	Mem Cup	4	4	1	5	2	3	Finished first overall							
2011-12	Saint John	QMJHL	48	30	38	68	37	46	16	13	16	29	12	24		
2011-12	SVK U20	WJHC	5	1	7	8	4	4	Finished sixth overall							
2011-12	Saint John	Mem Cup	4	2	1	3	4	-2	Finished second overall							
2012-13	Grand Rapids	AHL	74	14	14	28	22	6	24	8	6	14	21	1		
2013-14	DETROIT	NHL	36	8	7	15	14	0	3	0	0	0	0	-1		
2013-14	Grand Rapids	AHL	32	13	19	32	14	10	8	5	2	7	11	-5		
2013-14	Slovakia	OLY	4	1	0	1	2	-1	Finished 10th overall							
2014-15	DETROIT	NHL	63	3	15	18	14	6	7	1	1	2	2	-1		
2014-15	Slovakia	WHC	5	0	1	1	0	0	Finished ninth overall							
2015-16	DETROIT	NHL	44	4	2	6	16	-6	-	-	-	-	-	-		
2015-16	Grand Rapids	AHL	5	5	4	9	4	4	-	-	-	-	-	-		
2015-16	Slovakia	WHC	7	2	3	5	0	-1	Finished ninth overall							
2016-17	DETROIT	NHL	16	0	0	0	2	-8	-	-	-	-	-	-		
2016-17	Grand Rapids	AHL	2	1	1	2	6	0	-	-	-	-	-	-		
2016-17	CHICAGO	NHL	13	1	0	1	2	-4	-	-	-	-	-	-		
2017-18	CHICAGO	NHL	29	6	4	10	12	1	-	-	-	-	-	-		
2017-18	Rockford	AHL	36	13	12	25	38	4	-	-	-	-	-	-		
2017-18	Slovakia	WHC	7	4	1	5	8	3	Finished ninth overall							
2018-19	Springfield	AHL	14	4	6	10	8	-10	-	-	-	-	-	-		
2018-19	Charlotte	AHL	19	8	9	17	14	7	18	7	11	18	18	8		
	<b>NHL TOTALS</b>		<b>201</b>	<b>22</b>	<b>28</b>	<b>50</b>	<b>60</b>	<b>-11</b>	<b>10</b>	<b>1</b>	<b>1</b>	<b>2</b>	<b>2</b>	<b>-2</b>		
	<b>AHL TOTALS</b>		<b>182</b>	<b>58</b>	<b>65</b>	<b>123</b>	<b>106</b>	<b>21</b>	<b>50</b>	<b>20</b>	<b>19</b>	<b>39</b>	<b>50</b>	<b>4</b>		
	<b>MESTIS TOTALS</b>		<b>7</b>	<b>3</b>	<b>3</b>	<b>6</b>	<b>6</b>	<b>3</b>	<b>-</b>	<b>-</b>	<b>-</b>	<b>-</b>	<b>-</b>	<b>-</b>		

# TOMAS JURCO | LW

**SHOOTS:** Left **HEIGHT:** 6'2" **WEIGHT:** 191 lbs

**DOB:** December 28, 1992 **BIRTHPLACE:** Kosice, SVK **HOMETOWN:** Kosice, SVK

**BECAME AN OILER:** Signed by the Oilers as a free agent on July 1, 2019

**CONTRACT STATUS:** Signed through 2019-20

**NHL INFO:** Detroit's second round selection, 35th overall, in the 2011 NHL Draft

 tomasjurco



## 2018-19 HIGHLIGHTS

Won the Calder Cup with the AHL's Charlotte Checkers, his second AHL Championship (he also won with Grand Rapids in 2013)... Tied for second in team scoring during the Calder Cup playoffs, posting 18 points (7G, 11A) in 19 games, leading the team with 45 shots on goal... Also led Charlotte with three game-winning goals during the Calder Cup playoffs... Had five points (2G, 3A) in a 7-3 win over Hershey in game #2 in Round 2... Acquired by Charlotte/Carolina on Feb. 25 in a trade with Springfield/Florida, in exchange for future considerations... Started the season with Springfield, signing an AHL contract on Jan. 3.

## CAREER HIGHLIGHTS

**2017-18:** His second season with Chicago... Appeared in 29 games for Chicago, posting 10 points (6G, 4). **2016-17:** Acquired by Chicago on Feb. 24 in a trade with Detroit in exchange for third round draft pick. **2015-16:** Appeared in his 100th career NHL game on Oct. 13 vs. TBL... **2014-15:** Set career highs with 18 points and 13 assists in 63 games with Detroit... Had a career-best four game point scoring streak from Nov. 24-30, posting four points (1G, 3A). **MINOR PROFESSIONAL:** Has appeared in 182 regular season AHL games over six seasons... Has also appeared in 50 AHL playoff games, winning two Calder Cups (2019, 2013)... During the 2013 Calder Cup playoffs, he led all AHL rookies with eight goals. **AMATEUR:** Won the QMJHL Championship with Saint John, reaching the Memorial Cup for a second consecutive year... Won a Memorial Cup with Saint John in 2010-11, after also winning the QMJHL Championship... Saint John's first round selection, fourth overall, in the 2009 CHL Import Draft... Played for HC Kosice in Slovakia's Junior League in 2008-09, posting 49 points (19G, 30A) in 48 games. **INTERNATIONAL:** Has represented Slovakia in seven world championships, including the 2014 Olympic Winter Games, three world championships (2015, 2016, 2018), two world junior hockey championships (2011, 2012) and one world under-18 hockey championship (2009)... Slovakia's youngest player on the roster at the 2014 Olympic Winter Games... Named one of Slovakia Top Three Players at the 2012 World Junior Hockey Championship in Alberta. **NOTES:** His sister, Petra Jurcova, played with Slovakia's National Women's Hockey Team.

## SHOOTOUTS/ PENALTY SHOTS

NAME	2018-19			CAREER		
	G	A	%	G	A	%
Shootouts	0	0	n/a	0	3	0.0
Penalty Shots	0	0	n/a	0	1	0.0

## NHL FIRSTS

FIRSTS	DATE	GAME
First GP:	12/15/13	DET 0 vs. TBL 3 TOI 16:45
First Assist:	12/21/13	DET 5 @ TOR 4 SO/1A
First Goal:	12/17/13	DET 2 vs. ANA 5 1G
First Goal details:	vs. Jonas Hiller @ 3:15 of period 1	

## MOSTS

CATEGORIES	MOST	MOST RECENTLY					DETAILS
		DATE	TEA	GF	OPP	GA	
Goals	2 (1X)	3/29/18	CHI	6	vs. WPG	2	2G
Assists	1	3/18/18	CHI	4	vs. STL	5	0T/2A
Points	2 (5X)	3/29/18	CHI	6	vs. WPG	2	2G
Shots on goal	5	4/4/14	DET	3	vs. BUF	2	1G
Penalty minutes	4	3/10/18	CHI	4	@ BOS	7	
Hat tricks	0						
Multi-point games	5	3/29/19	CHI		vs. WPG		2G

## STREAKS

LONGEST PERSONAL STREAKS		MOST RECENTLY			DETAILS
		START	TO	END	
Goals	-	-	TO	-	-
Assists	2 (3X)	11/28/14	TO	11/30/14	2A
Points	4	11/24/14	TO	11/30/14	1G, 3A

## CAREER HIGHS (ONE SEASON)

CATEGORY	CAREER HIGH	SEASON	CATEGORY	CAREER HIGH	SEASON
Games played	63	2014-15	Game-winning goals	1	2017-18
Goals	8	2013-14	Overtime goals	-	-
Assists	15	2014-15	Shots on net	92	2014-15
Points	18	2014-15	Hits	97	2014-15
Penalty minutes	16	2015-16	Blocked shots	12	2017-18
Plus-minus	6	2014-15	Takeaways	19	2014-15
Power play goals	2	2013-14	Faceoffs	16	2017-18
Power play points	3	2013-14	Faceoff wins	4	2017-18
Shorthanded goals	-	-			
Shorthanded points	-	-			



# 44



## KASSIAN CAREER STATISTICS

SEASON	TEAM	LEAGUE	REGULAR SEASON							PLAYOFFS						
			GP	G	A	PTS	PIM	+/-	GP	G	A	PTS	PIM	+/-		
2007-08	Peterborough	OHL	58	9	12	21	74	-1	5	1	0	1	2	-5		
2008-09	CAN U18	JWC	4	0	2	2	12	n/a	Won gold medal							
2008-09	Peterborough	OHL	61	24	39	63	136	-14	3	0	2	2	8	8		
2008-09	CAN U18	WU18	6	2	3	5	0	2	Finished fourth overall							
2009-10	Peterborough	OHL	33	8	19	27	58	-18								
2009-10	Windsor	OHL	5	4	0	4	23	1	19	7	9	16	38	9		
2009-10	Windsor	Mem Cup	4	2	3	5	0	3	Won Memorial Cup							
2010-11	Windsor	OHL	56	26	51	77	67	10	16	6	10	16	37	2		
2010-11	CAN U20	WJC	5	2	1	3	27	1	Won silver medal							
2010-11	Portland	AHL	-	-	-	-	-	-	3	0	0	0	2	0		
2011-12	BUFFALO	NHL	27	3	4	7	20	-1	-	-	-	-	-	-		
2011-12	Rochester	AHL	30	15	11	26	31	4	-	-	-	-	-	-		
2011-12	VANCOUVER	NHL	17	1	2	3	31	-1	4	0	0	0	2	1		
2012-13	VANCOUVER	NHL	39	7	4	11	51	-7	4	0	0	0	4	-1		
2012-13	Chicago	AHL	29	8	13	21	61	-3	-	-	-	-	-	-		
2013-14	VANCOUVER	NHL	73	14	15	29	124	-4	-	-	-	-	-	-		
2014-15	VANCOUVER	NHL	42	10	6	16	81	-5	-	-	-	-	-	-		
2015-16	EDMONTON	NHL	37	3	5	8	114	-7	-	-	-	-	-	-		
2015-16	Bakersfield	AHL	7	2	1	3	16	0	-	-	-	-	-	-		
2016-17	EDMONTON	NHL	79	7	17	24	101	4	13	3	0	3	27	1		
2017-18	EDMONTON	NHL	74	7	12	19	92	-8	-	-	-	-	-	-		
2018-19	EDMONTON	NHL	79	15	11	26	102	-6	-	-	-	-	-	-		
<b>NHL TOTALS</b>			<b>466</b>	<b>67</b>	<b>76</b>	<b>143</b>	<b>716</b>	<b>-35</b>	<b>21</b>	<b>3</b>	<b>0</b>	<b>3</b>	<b>33</b>	<b>1</b>		
<b>NHL TOTALS - EDMONTON</b>			<b>268</b>	<b>32</b>	<b>45</b>	<b>77</b>	<b>409</b>	<b>-17</b>	<b>13</b>	<b>3</b>	<b>0</b>	<b>3</b>	<b>27</b>	<b>1</b>		
<b>AHL TOTALS</b>			<b>66</b>	<b>25</b>	<b>25</b>	<b>50</b>	<b>108</b>	<b>1</b>	<b>3</b>	<b>0</b>	<b>0</b>	<b>0</b>	<b>2</b>	<b>0</b>		

# ZACK KASSIAN | RW

**SHOOTS:** Right **HEIGHT:** 6'3" **WEIGHT:** 209 lbs

**DOB:** January 24, 1991 **BIRTHPLACE:** Windsor, ON **HOMETOWN:** Windsor, ON


**BECAME AN OILER:** Acquired in a trade with Montreal on Dec. 28, 2015

**CONTRACT STATUS:** Signed through 2019-20

**NHL INFO:** Buffalo's first round selection, 13th overall, in the 2009 NHL Draft

@zkassian9

zkass09



## 2018-19 HIGHLIGHTS

His ninth NHL season, fourth with Edmonton ... Set a career high with 15 goals... Ranked third on the team with 191 hits... Tied for fourth on the team with 35 takeaways... Averaged 14:48 in ice-time, the highest of his career... Had a career-best 35 takeaways... Tied a career-best, with three game-winning goals... Had three multiple-point games, giving him 17 career multiple-point games... Had goals in four consecutive games, a career high, from Feb 28 - Mar. 7... Had a season high six shots on net on Feb. 13 @ PIT... Scored a shorthanded goal on Feb. 2 @ PIT, the first of his career... Had a season high nine hits on Dec. 9 vs. CGY... Appeared in his 200th game as an Oiler on Nov. 5 @ WSH.

## CAREER HIGHLIGHTS

**2017-18:** Ranked tied for sixth on the team with 129 hits, tied for third among forwards... Had three multiple-point games, on Nov. 30 vs. TOR (1G, 1A), on Feb. 10 @ SJS (2G), and on Mar. 31 @ CGY (2A)... Had three takeaways on Feb. 15 vs. CGY... Posted the second two-goal game of his career on Feb. 10 at SJS, and first as an Oiler... Had a season-high seven hits in a game twice, on Jan. 20 vs. VAN and on Feb. 1 vs. COL... Had a season best +3 plus-minus rating on Dec. 2 @ CGY... Posted his 100th career NHL point, an assist, on Nov. 9 vs. NJD, in his 328th career game... Had a season-high five shots on net on Nov. 5 vs. DET... Reached a season-high 16:49 in ice-time on Oct. 4 vs. CGY, registering three shots on net. **2016-17:** Registered a career-high 17 assists... Ranked third on the team with 201 hits, and second among forwards and 24th overall in the NHL... Led the Oilers with 101 penalty minutes... Had a season-high seven hits on Nov. 13 vs. NYR and on Mar. 18 vs. VAN... Had a season and team high +4 plus-minus rating on Mar. 14 vs. DAL, his 300th career NHL game... Had a five-game scoring streak from Jan. 16-25 (2G, 3A, 5PTS)... Had a season high 18:05 in ice time on Jan. 5 at BOS... Had a season high six shots on net on Dec. 3 vs. ANA. **PLAYOFFS:** Scored consecutive game-winning goals in games 3 and 4 in the opening round of the NHL playoffs vs. SJS. **2015-16:** Started the season with Bakersfield in the AHL... Acquired from Montreal in exchange for goaltender Ben Scrivens on Dec. 28, 2015... Acquired by Montreal from Vancouver on Jul. 1, along with a fifth round pick (Casy Staum) in exchange for Brandon Prust. **2014-15:** Missed a number of games to injury including the entire NHL playoffs. **2013-14:** Scored a career-high 14 goals and 29 points... Voted the Vancouver Canucks Most Exciting Player by the fans. **2012-13:** Finished the season in Vancouver after spending the first part of the season with the AHL's Chicago Wolves. 2011-12: Acquired mid-season by Vancouver on Feb. 27, in exchange for Cody Hodgson... Started the season with Buffalo's affiliate Rochester in the AHL. **MINOR PROFESSIONAL:** Appeared in 66 regular season AHL games and three AHL playoff games over four seasons, with Portland, Rochester, Chicago and Bakersfield... Made his professional debut with the AHL's Portland Pirates at the conclusion of his junior hockey career, appearing in three playoff games, posting no points and two penalty minutes. **AMATEUR:** Helped the OHL's Windsor Spitfires win the OHL Championship and the Memorial Cup in 2010... Played four seasons in the OHL with Peterborough and Windsor... Named team captain in Peterborough for the 2009-10 season... Peterborough's first round selection, fourth overall, in the 2007 OHL Priority Selection. **INTERNATIONAL:** Won a silver medal with Canada at the 2011 IIHF World Junior Hockey Championship held in Buffalo, NY... Played for Canada at the 2009 U18 World Hockey Championship, finishing fourth overall... Won a gold medal with Canada's Under-18 Team at the 2008 Junior World Cup, now called the Hlinka Gretzky Cup... Won gold with Team Ontario at the 2008 World Under-17 Hockey Challenge, in London, ON. **NOTES:** He and his wife Cassandra have a daughter, Ellery.

## SHOOTOUTS/ PENALTY SHOTS

NAME	2018-19			CAREER		
	G	A	%	G	A	%
Shootouts	0	0	0.0	1	7	14.3
Penalty Shots	0	0	0.0	0	1	0.0

## OILER FIRSTS

FIRSTS	DATE	GAME
First GP:	1/14/16	EDM 1 @ SJS 2 (SO)/ 14:23 TOI
First Assist:	1/19/16	EDM 4 @ TBL 6 1G, 1A
First Goal:	1/19/16	EDM 4 @ TBL 6 1G, 1A
First Goal details:	vs. Andrei Vasilevskiy @ 5:25 of period 2	

## NHL FIRSTS

FIRSTS	DATE	GAME
First GP:	11/25/11	BUF 1 @ CBJ 5 1A, 11:43 TOI
First Assist:	11/25/11	BUF 1 @ CBJ 5 1A
First Goal:	11/26/11	BUF 5 vs. WSH 1 1G
First Goal details:	vs. Tomas Vokoun @ 7:06 of period 2	

## MOSTS

CATEGORIES	MOST	MOST RECENTLY					DETAILS
		DATE	TEA	GF	OPP	GA	
Goals	2 (3X)	1/14/19	EDM	7	vs. BUF	2	2G
Assists	4 (1X)	3/23/14	VAN	4	vs. BUF	2	4A
Points	4 (1X)	3/23/14	VAN	4	vs. BUF	2	4A
Shots on goal	6 (2X)	2/13/19	EDM	1	@ PIT	3	
Penalty minutes	37 (1X)	1/25/18	EDM	4	vs. CGY	3	(SO)
Hat tricks	0						
Multi-point games	17	2/7/19	EDM	@	MIN		1G, 1A

## STREAKS

LONGEST PERSONAL STREAKS		MOST RECENTLY			DETAILS
		START	TO	END	
Goals	4	2/28/19	TO	3/7/19	4G
Assists	2 (1X)	1/20/17	TO	1/21/17	2A
Points	5 (2X)	1/16/17	TO	1/25/17	2G, 3A

## CAREER HIGHS (ONE SEASON)

CATEGORY	CAREER HIGH	SEASON	CATEGORY	CAREER HIGH	SEASON
Games played	79 (2X)	2018-19	Game-winning goals	3 (2X)	2018-19
Goals	15	2018-19	Overtime goals	-	-
Assists	17	2016-17	Shots on net	110	2016-17
Points	29	2013-14	Hits	201	2016-17
Penalty minutes	124	2013-14	Blocked shots	33	2017-18
Plus-minus	+4	2016-17	Takeaways	35	2018-19
Power play goals	2	2012-13	Faceoffs	15	2013-14
Power play points	2	2012-13	Faceoff wins	11	2011-12
Shorthanded goals	1	2018-19			
Shorthanded points	2	2017-18			



# 16



## KHAIRA CAREER STATISTICS

SEASON	TEAM	LEAGUE	REGULAR SEASON						PLAYOFFS					
			GP	G	A	PTS	PIM	+/-	GP	G	A	PTS	PIM	+/-
2010-11	Prince George	BCHL	58	10	32	42	21	n/a	-	-	-	-	-	-
2011-12	Prince George	BCHL	54	29	50	79	69	n/a	4	0	2	2	2	n/a
2012-13	Michigan Tech	WCHA	37	6	19	25	49	2	-	-	-	-	-	-
2013-14	Everett	WHL	59	16	27	43	59	5	5	3	1	4	8	1
2013-14	Oklahoma City	AHL	6	0	0	0	2	-1	3	1	0	1	0	0
2014-15	Oklahoma City	AHL	51	4	6	10	62	-7	8	3	1	4	4	-4
2015-16	EDMONTON	NHL	15	0	2	2	13	-2	-	-	-	-	-	-
2015-16	Bakersfield	AHL	49	10	17	27	69	3	-	-	-	-	-	-
2016-17	EDMONTON	NHL	10	1	0	1	2	1	-	-	-	-	-	-
2016-17	Bakersfield	AHL	27	8	12	20	31	4	-	-	-	-	-	-
2017-18	EDMONTON	NHL	69	11	10	21	47	-7	-	-	-	-	-	-
2018-19	EDMONTON	NHL	60	3	15	18	43	-12	-	-	-	-	-	-
<b>NHL TOTALS</b>			<b>154</b>	<b>15</b>	<b>27</b>	<b>42</b>	<b>105</b>	<b>-20</b>	-	-	-	-	-	-
<b>AHL TOTALS</b>			<b>133</b>	<b>22</b>	<b>35</b>	<b>57</b>	<b>164</b>	<b>-1</b>	<b>11</b>	<b>4</b>	<b>1</b>	<b>5</b>	<b>4</b>	<b>-4</b>

# JUJHAR KHAIRA | C/LW

**SHOOTS:** Left **HEIGHT:** 6'4" **WEIGHT:** 212 lbs

**DOB:** August 13, 1994 **BIRTHPLACE:** Surrey, BC **HOMETOWN:** Surrey, BC


**BECAME AN OILER:** Edmonton's third round selection, 63rd overall, in the 2012 NHL Draft

**CONTRACT STATUS:** Signed through 2020-21

**NHL INFO:** Edmonton's third round selection, 63rd overall, in the 2012 NHL Draft

@jujhar94

jujhar94



## 2018-19 HIGHLIGHTS

His fourth NHL season, all with Edmonton ... Signed a two-year contract extension with the Oilers on July 1, 2019 through the 2020-21 season... Set a career best with 15 assists in 60 games... Ranked fifth on the team with 123 hits... Averaged 12:34 in ice-time... Scored a shorthanded goal on Jan. 16 @ VAN, the first of his career... Played a season high 18:15 in ice-time on Jan. 6 @ ANA... Had two multiple-point games, giving him six career multiple-point games.

## CAREER HIGHLIGHTS

**2017-18:** His first full season in the NHL... Set career highs with 21 points, 11 goals, 10 assists and 69 games... Had the first four multiple-point games of his NHL career: Nov. 14 vs. VGG (2A), Nov. 30 vs. TOR (2A), Dec. 9 @ MTL (2G) and Dec. 23 vs. MTL (1G, 1A)... Reached a season-high 17:09 in ice-time on Feb. 25 @ ANA... Posted his first career two-goal game on Dec. 9 @ MTL... Had points in consecutive games for the first time in his NHL career on Nov. 12-14, posting 1G, 2A ... Had a career-high four shots on net on Oct. 26 vs. DAL... After wearing #54 with the Oilers, he changed to #16 for the 2017-18 season, becoming the 13th Oiler to wear that number and first since Teddy Purcell in 2015-16. **2016-17:** Appeared in 10 games, posting one point, with one goal and two penalty minutes... Scored his first career NHL goal on Jan. 16 vs. Arizona, a game-winning goal... Became third player of Punjabi Indian descent to score a goal in the NHL, after Robin Bawa and half-French, half-Indian Manny Malhotra... Had a career-high 13:46 in ice-time on Mar. 4 vs. DET... Had a season-high three shots on net on Feb. 24 at WSH... Missed 13 games due to an injury. **MINOR PROFESSIONAL:** Has appeared in 133 AHL games with Oklahoma City/Bakersfield, posting 57 points (22G, 35A)... His first professional goal and point came in the 2014 Calder Cup playoffs vs. TEX. **AMATEUR:** Played one season with the WHL's Everett Silvertips (2013-14) after one season at Michigan Tech University... He played with the BCHL's Prince George Spruce Kings from 2010-12. **INTERNATIONAL:** Played for Canada West at the 2011 World Junior A Challenge, winning a gold medal. **NOTES:** Brother Sahvan played in the WHL from 2014 through 2019, with Seattle, Swift Current and Everett.

## SHOOTOUTS/ PENALTY SHOTS

NAME	2017-18			CAREER		
	G	A	%	G	A	%
Shootouts	0	0	n/a	0	0	n/a
Penalty Shots	0	0	n/a	0	0	n/a

## OILER FIRSTS

FIRSTS	DATE	GAME
First GP:	11/28/15	EDM 3 @ PIT 2 (SO)/ 10:02 TOI
First Assist:	12/4/15	EDM 2 vs. DAL 1 (OT)
First Goal:	1/16/17	EDM 3 vs. ARI 1 GWG
First Goal details:	vs. Mike Smith @ 11:40 of period 2	

## NHL FIRSTS

FIRSTS	DATE	GAME
First GP:	11/28/15	EDM 3 @ PIT 2 (SO)/ 10:02 TOI
First Assist:	12/4/15	EDM 2 vs. DAL 1 (OT)
First Goal:	1/16/17	EDM 3 vs. ARI 1 GWG
First Goal details:	vs. Mike Smith @ 11:40 of period 2	

## MOSTS MOST RECENTLY

CATEGORIES	MOST	DATE	TEA	GF	OPP	GA	DETAILS
Goals	2 (1X)	12/9/17	EDM	6 @	MTL	2	2G
Assists	2 (4X)	12/7/18	EDM	7 vs.	MIN	2	2A
Points	2 (4X)	12/23/17	EDM	4 vs.	MTL	1	1G, 1A
Shots on goal	4 (1X)	10/26/17	EDM	5 vs.	DAL	4	
Penalty minutes	7 (3X)	2/7/18	EDM	2 @	LAK	5	
Hat tricks	0						
Multi-point games	6	12/7/18	EDM	7 vs.	MIN	2	2A

## STREAKS MOST RECENTLY

LONGEST PERSONAL STREAKS	START	TO	END	DETAILS
Goals	2	12/23/17	TO	12/27/17 2G, 1A
Assists	2 (3X)	12/15/18	TO	12/18/18 2A
Points	4	12/1/18	TO	12/7/19 1G, 4A

## CAREER HIGHS (ONE SEASON)

CATEGORY	CAREER HIGH	SEASON	CATEGORY	CAREER HIGH	SEASON
Games played	69	2017-18	Game-winning goals	2	2017-18
Goals	11	2017-18	Overtime goals	-	-
Assists	13	2018-19	Shots on net	73	2017-18
Points	21	2017-18	Hits	128	2017-18
Penalty minutes	47	2017-18	Blocked shots	39	2017-18
Plus-minus	+1	2016-17	Takeaways	26	2017-18
Power play goals	-	-	Faceoffs	383	2017-18
Power play points	1 (2X)	2018-19	Faceoff wins	174	2017-18
Shorthanded goals	1 (2X)	2018-19			
Shorthanded points	2 (2X)	2018-19			





## KLEFBOM CAREER STATISTICS

SEASON	TEAM	LEAGUE	GP	REGULAR SEASON					PLAYOFFS					
				G	A	PTS	PIM	+/-	GP	G	A	PTS	PIM	+/-
2009-10	IFK Munkfors	SWE D1	3	0	1	1	0	n/a	-	-	-	-	-	-
2009-10	Skare BK	SWE D1	2	0	0	0	2	n/a	-	-	-	-	-	-
2010-11	Farjestad BK	SHL	23	1	1	2	2	1	-	-	-	-	-	-
2010-11	Skare BK	SWE D1	12	0	1	1	0	n/a	-	-	-	-	-	-
2010-11	SWE U18	WU18	6	1	3	4	4	4	Won silver medal					
2011-12	Farjestad U20	SWE JE	15	1	3	4	0	-4	-	-	-	-	-	-
2011-12	Farjestad BK	SHL	33	2	0	2	4	-1	11	0	1	1	2	-3
2011-12	SWE U20	WJHC	6	1	1	2	2	8	Won gold medal					
2012-13	Farjestad BK	SHL	11	0	3	3	2	7	-	-	-	-	-	-
2013-14	EDMONTON	NHL	17	1	2	3	0	-6	-	-	-	-	-	-
2013-14	Oklahoma City	AHL	48	1	9	10	10	-8	2	0	1	1	4	0
2014-15	EDMONTON	NHL	60	2	18	20	4	-21	-	-	-	-	-	-
2014-15	Oklahoma City	AHL	9	1	7	8	4	10	-	-	-	-	-	-
2014-15	Sweden	WHC	8	1	3	4	4	-1	Finished fifth overall					
2015-16	EDMONTON	NHL	30	4	8	12	6	-4	-	-	-	-	-	-
2016-17	EDMONTON	NHL	82	12	26	38	6	7	12	2	3	5	0	-3
2017-18	EDMONTON	NHL	66	5	16	21	18	-12	-	-	-	-	-	-
2018-19	EDMONTON	NHL	61	5	23	28	16	-11	-	-	-	-	-	-
<b>NHL TOTALS</b>			<b>316</b>	<b>29</b>	<b>93</b>	<b>122</b>	<b>50</b>	<b>-47</b>	<b>12</b>	<b>2</b>	<b>3</b>	<b>5</b>	<b>0</b>	<b>-2</b>
<b>AHL TOTALS</b>			<b>57</b>	<b>2</b>	<b>16</b>	<b>18</b>	<b>14</b>	<b>2</b>	<b>2</b>	<b>0</b>	<b>1</b>	<b>1</b>	<b>4</b>	<b>0</b>
<b>SHL TOTALS</b>			<b>67</b>	<b>3</b>	<b>4</b>	<b>7</b>	<b>8</b>	<b>7</b>	<b>11</b>	<b>0</b>	<b>1</b>	<b>1</b>	<b>2</b>	<b>-3</b>
<b>SWE D1 TOTALS</b>			<b>17</b>	<b>0</b>	<b>2</b>	<b>2</b>	<b>2</b>	<b>0</b>	<b>-</b>	<b>-</b>	<b>-</b>	<b>-</b>	<b>-</b>	<b>-</b>

# OSCAR KLEFBOM | D

**SHOOTS:** Left **HEIGHT:** 6'3" **WEIGHT:** 221 lbs

**DOB:** July 20, 1993 **BIRTHPLACE:** Karlstad, Sweden **HOMETOWN:** Karlstad, Sweden

**BECAME AN OILER:** Edmonton's first round selection, 19th overall, in the 2011 NHL Draft

**CONTRACT STATUS:** Signed through 2022-23

**NHL INFO:** Edmonton's first round selection, 19th overall, in the 2011 NHL Draft

@Klefbom93

oscarklefbom



## 2018-19 HIGHLIGHTS

His sixth NHL season, all with Edmonton... Second top scoring defenceman on team with 28 points (5G, 23A) in 61 games... Averaged 23:59 in ice-time per game, most on the team... Had a season high 30:42 in ice-time on Dec. 5 @ STL... Reached 30+ minutes in ice-time in three games (Dec. 5 @ STL, Oct. 27 @ NSH, Oct. 20 vs. NSH)... Reached 20+ minutes in 58 of his 61 games... Appeared in his 300th NHL game on Mar. 4 @ BUF... Had a season high eight shots on net on Nov. 25 @ LAK, posting two assists... Scored his 100th NHL point, an assist, on Nov. 3 @ DET, with a +3 plus-minus rating... Missed 11 games due to a hand injury... Led Oilers defencemen in scoring and average ice-time at the time of his hand injury.

## CAREER HIGHLIGHTS

**2017-18:** Led the team in average ice-time (22:50)... Ranked second on team with 203 shots on net... Had five blocked shots in five games (Oct. 19 vs. CHI, Oct. 26 vs. DAL, Jan. 1 vs. CHI, Feb. 15 vs. VGK, Mar. 3 vs. NYR)... Had two multiple-point games: Nov. 14 vs. VGK (1G, 1A) and Mar. 14 vs. SJS (1G, 1A)... Scored his first career overtime game-winning goal vs. ARI on Mar. 5, also posting a season-high four takeaways... Played in his 200th career NHL game on Nov. 1 vs. PIT... Reached a season-high 27:39 in ice-time on Oct. 26 vs. DAL, reaching 25+ minutes played in 12 games for the Oilers... Had nine shots on net vs. CGY on Oct. 4 matching a career best (1st time: Mar. 14, 2017 in a 7-1 win vs. DAL)... Underwent successful shoulder surgery on Mar. 22. **2016-17:** Had a career-high 38 points, 12 goals and 26 assists in only his second full NHL season... One of six Oilers to appear in all 82 games of the regular season... Led the team in total ice-time... Ranked ninth among all NHL defencemen with 201 shots on net... Had 16 power play points, fourth on the team and first among defencemen... Had a career-high four points (4A) @ SJS on Apr. 6... Finished the season with a four-game point scoring streak (7A)... Had a season high 26:47 in ice time on Feb. 3 @ CAR. **PLAYOFFS:** Had a three-game point scoring streak in the playoffs, from Apr. 20-26 (1G, 2A)... Missed Game 5 on Apr. 24 in the first round vs. San Jose due to injury, but returned to play 21:54 in helping the Oilers clinch Game 6 and the series on Apr. 26. **2015-16:** Missed 52 games due to injury... In 30 games played, he ranked second among the team's defencemen in points (12) and assists (8), and led the team in average ice-time (21:53). **2014-15:** In his first NHL season, he ranked second among team defencemen with 20 points and third on the team with 102 blocked shots... Ranked second on the team in average ice-time (21:59) in his rookie season. **MINOR PROFESSIONAL:** Appeared in 57 games over two seasons with the AHL's Oklahoma City Barons. **EUROPE:** Appeared in 67 games over three seasons with Farjestads BK of the SHL (Swedish Hockey League). **INTERNATIONAL:** Played for Sweden at the 2015 World Hockey Championship, finishing fifth... Won a gold medal with Sweden at the 2012 World Junior Hockey Championship in Alberta... Named to the 2012 World Junior All-Star Team... Captain of Sweden's National Under-18 Team at the 2011 World U18 Men's Hockey Championship, winning a silver medal... Played for Sweden in the 2009 World Under-17 Hockey Challenge.

## SHOOTOUTS/ PENALTY SHOTS

NAME	2018-19			CAREER		
	G	A	%	G	A	%
Shootouts	0	0	n/a	0	1	0.0
Penalty Shots	0	0	n/a	0	0	n/a

## OILER FIRSTS

FIRSTS	DATE	GAME
First GP:	3/11/14	EDM 4 @ MIN 3
First Assist:	4/1/14	EDM 4 @ SJS 5
First Goal:	3/28/14	EDM 4 vs. ANA 3
First Goal details:	vs. Jonas Hiller @ 8:26 of period 3	

## NHL FIRSTS

FIRSTS	DATE	GAME
First GP:	3/11/14	EDM 4 @ MIN 3
First Assist:	4/1/14	EDM 4 @ SJS 5
First Goal:	3/28/14	EDM 4 vs. ANA 3
First Goal details:	vs. Jonas Hiller @ 8:26 of period 3	

## MOSTS MOST RECENTLY

CATEGORIES	MOST	DATE	TEA	GF	OPP	GA	DETAILS
Goals	1 (29X)	3/9/19	EDM	2	vs. TOR	3	1G
Assists	4 (1X)	4/6/17	EDM	4	@ SJS	2	4A
Points	4 (1X)	4/6/17	EDM	4	@ SJS	2	4A
Shots on goal	9 (2X)	10/4/17	EDM	3	vs. CGY	0	
Penalty minutes	4 (2X)	3/17/18	EDM	4	@ FLA	2	
Hat tricks	0						
Multi-point games	12	3/26/19	EDM	8	vs. LAK	4	3A

## STREAKS MOST RECENTLY

LONGEST PERSONAL STREAKS	START	TO	END	DETAILS
Goals	2 (2X)	11/27/18	TO	11/19/18 2G
Assists	4 (2X)	3/13/19	TO	3/19/19 4A
Points	4 (3X)	3/13/19	TO	3/19/19 4A

## CAREER HIGHS (ONE SEASON)

CATEGORY	CAREER HIGH	SEASON	CATEGORY	CAREER HIGH	SEASON
Games played	82	2016-17	Game-winning goals	3	2016-17
Goals	12	2016-17	Overtime goals	1 (2X)	2018-19
Assists	26	2016-17	Shots on net	203	2017-18
Points	38	2016-17	Hits	49	2017-18
Penalty minutes	18	2017-18	Blocked shots	146	2016-17
Plus-minus	+7	2016-17	Takeaways	48	2014-15
Power play goals	3	2016-17	Faceoffs	-	-
Power play points	16	2016-17	Faceoff wins	-	-
Shorthanded goals	1	2017-18			
Shorthanded points	1	2016-17			



# 19



## KOSKINEN CAREER STATISTICS

SEASON	TEAM	LEAGUE	REGULAR SEASON								PLAYOFFS						
			GP	W	L	OT/T	MIN	GA	SO	GAA	GP	W	L	MIN	GA	SO	GAA
2006-07	Kiekko-Vantaa U20	FIN Jr. A	27	16	8	0	1567	62	3	2.37	-	-	-	-	-	-	-
2007-08	Blues U20	FIN Jr. A	20	12	4	0	1176	45	2	2.30	2	0	2	81	7	0	-
2007-08	Blues	SM-Liiga	1	1	0	0	60	0	1	0.00	-	-	-	-	-	-	-
2008-09	Blues U20	FIN Jr. A	9	9	0	0	545	15	2	1.65	-	-	-	-	-	-	-
2008-09	Blues	SM-Liiga	1	1	0	0	60	0	1	0.00	-	-	-	-	-	-	-
2009-10	Bridgeport	AHL	2	1	1	0	123	5	0	2.45	3	1	1	147	7	0	2.85
2009-10	Utah	ECHL	6	6	0	0	360	15	0	2.50	-	-	-	-	-	-	-
2010-11	NY ISLANDERS	NHL	4	2	1	0	208	15	0	4.33	-	-	-	-	-	-	-
2010-11	Bridgeport	AHL	36	12	21	0	2063	120	0	3.49	-	-	-	-	-	-	-
2011-12	Bridgeport	AHL	3	0	2	0	149	7	0	2.82	-	-	-	-	-	-	-
2011-12	KalPa	SM-Liiga	25	13	5	4	1382	53	5	2.30	-	-	-	-	-	-	-
2012-13	KalPa	SM-Liiga	49	21	15	13	2953	101	7	2.05	-	-	-	-	-	-	-
2013-14	Blues	SM-Liiga	2	1	0	1	121	5	0	2.47	-	-	-	-	-	-	-
2013-14	Sibir Novosibirsk	KHL	41	20	11	8	2362	67	3	1.70	10	4	5	607	20	1	1.98
2013-14	Finland	WHC	1	0	1	0	58	4	0	4.12	Won silver medal						
2014-15	Sibir Novosibirsk	KHL	29	16	11	1	1564	58	3	2.22	-	-	-	-	-	-	-
2014-15	SKA St. Petersburg	KHL	21	9	8	2	1270	40	1	1.89	22	16	6	1377	37	3	1.61
2015-16	SKA St. Petersburg	KHL	41	20	18	0	2379	96	3	2.42	15	8	7	981	24	5	1.47
2015-16	Finland	WHC	8	7	1	0	479	9	1	1.13	Won silver medal						
2016-17	SKA St. Petersburg	KHL	23	14	6	3	1387	48	3	2.08	15	12	1	913	25	1	1.64
2016-17	Finland	WCOH	-	-	-	-	-	-	-	-	Finished eighth overall						
2017-18	SKA St. Petersburg	KHL	29	22	4	1	1718	45	5	1.57	15	10	5	924	25	4	1.62
2017-18	Finland	OLY	5	3	2	0	297	8	0	1.62	Finished fifth overall						
2018-19	EDMONTON	NHL	55	25	21	6	2992	146	4	2.93	-	-	-	-	-	-	-
	<b>NHL TOTALS</b>		<b>59</b>	<b>27</b>	<b>22</b>	<b>6</b>	<b>3200</b>	<b>161</b>	<b>4</b>	<b>3.02</b>	-	-	-	-	-	-	-
	<b>NHL TOTALS - EDMONTON</b>		<b>55</b>	<b>25</b>	<b>21</b>	<b>6</b>	<b>2992</b>	<b>146</b>	<b>4</b>	<b>2.92</b>	-	-	-	-	-	-	-
	<b>AHL TOTALS</b>		<b>41</b>	<b>13</b>	<b>24</b>	<b>0</b>	<b>2335</b>	<b>132</b>	<b>0</b>	<b>3.39</b>	<b>3</b>	<b>1</b>	<b>1</b>	<b>147</b>	<b>7</b>	<b>0</b>	<b>2.85</b>
	<b>ECHL TOTALS</b>		<b>6</b>	<b>6</b>	<b>0</b>	<b>0</b>	<b>360</b>	<b>15</b>	<b>0</b>	<b>2.50</b>	-	-	-	-	-	-	-
	<b>KHL TOTALS</b>		<b>184</b>	<b>101</b>	<b>58</b>	<b>15</b>	<b>10680</b>	<b>354</b>	<b>18</b>	<b>1.99</b>	<b>77</b>	<b>50</b>	<b>24</b>	<b>4801</b>	<b>131</b>	<b>14</b>	<b>1.64</b>
	<b>SM-LIIGA TOTALS</b>		<b>108</b>	<b>52</b>	<b>29</b>	<b>25</b>	<b>6216</b>	<b>215</b>	<b>14</b>	<b>2.04</b>	<b>25</b>	<b>10</b>	<b>14</b>	<b>1474</b>	<b>59</b>	<b>3</b>	<b>2.40</b>

# MIKKO KOSKINEN | G


**CATCHES:** Left **HEIGHT:** 6'7" **WEIGHT:** 202 lbs

**DOB:** July 18, 1988 **BIRTHPLACE:** Vantaa, Finland **HOMETOWN:** Vantaa, Finland

**BECAME AN OILER:** Signed as an unrestricted free agent on May 1, 2018

**CONTRACT STATUS:** Signed through 2021-22

**NHL INFO:** New York Islanders' second round selection, 31st overall, in the 2009 NHL Draft



## 2018-19 HIGHLIGHTS

His second NHL season, first with Edmonton... Posted career highs with 55 appearances, 25 wins and four shutouts... Had a seven-game winning streak at home from Nov. 1 - Dec. 14... One of 19 goaltenders in NHL history to record two shutouts in his first three starts for his new team... Became fourth Oiler goaltender to win his first three starts for the organization... Posted a 40-save shutout in his first home start as an Oiler on Nov. 1 vs. CHI... Became the sixth goaltender in Oilers history to record at least 40 saves in a shutout performance... Became the 25th goaltender in NHL history to record his first career shutout at age 30 or older... The first Oiler all-time to register a shutout in his home debut... His first win marked the third longest gaps between regular season wins by an NHL goaltender (7 years, 258 days)... In his first game as an Oiler on Oct. 27, Koskinen posted his first win as an Oiler, in a 5-3 win in Nashville, which ended a 13-game team losing streak against Nashville... Signed a three-year contract extension with the Oilers through 2021-22 on Jan. 21.

## CAREER HIGHLIGHTS

Signed a one-year contract with the Oilers as an unrestricted free agent on May 1, 2018. **2010-11:** His last NHL game was on Feb. 13, 2011 @ BUF... Posted his first career NHL win on Feb. 10, 2011 over Montreal, a 4-3 shootout victory... Saved all four shots he faced in the shootout for the win (B. Gionta, Pacioretty, Plekanec, B. Pouliot)... Made his NHL debut for the NY Islanders on Feb. 8, 2011 vs. TOR, losing 5-3. **EUROPE:** Played for SKA St. Petersburg in 2017-18, his fifth season in the KHL and fourth with this franchise... Helped SKA St. Petersburg reach the 2018 KHL semifinals before being eliminated by CSKA Moscow in six games... Started all 15 playoff games for SKA St. Petersburg in 2018, posting a 1.62 GAA and a 0.944 SV%... Helped SKA St. Petersburg capture two KHL Championships, in 2015 and in 2017... Named the KHL's Best Goaltender in 2014-15 ... Acquired by SKA St. Petersburg from Sibir Novosibirsk in 2014-15 ... Joined Sibir Novosibirsk of the KHL early in the 2013-14 season... Played with KalPa in the SM-Liiga from 2011 through 2013, before starting the 2013-14 season with the Blues... In his first full season in the SM-Liiga, with the Espoo Blues in 2008-09, he posted a 1.91 GAA and a 0.932 SV% in 33 games... Joined the Blues of the SM-Liiga for the playoffs, reaching the league finals. **MINOR PROFESSIONAL:** Suffered an injury early in his first professional season in North America, 2009-10, missing four months of the season ... Played parts of three seasons with the AHL's Bridgeport Sound Tigers from 2009-12... Appeared in six games for the ECHL's Utah Grizzlies in 2009-10, posting a 2.45 GAA and a .924 SV%... Started the 2011-12 season with Bridgeport before being loaned to KalPa of the SM-Liiga by the NY Islanders. **INTERNATIONAL:** Played for Finland at the 2018 Winter Olympic Games, finishing sixth overall... An alternate goaltender with Finland at the 2016 World Cup of Hockey... Won silver medals with Finland at the 2014 and 2016 World Hockey Championships... Named to the Tournament All-Star team and named top goaltender at the 2016 World Hockey Championship. **NOTES:** He and wife Carolina have two children, Lucas and Oscar.

## SHOOTOUTS

NAME	2018-19						CAREER						
	W	L	W%	SA	SVS	SV%	W	L	W%	SA	SVS	SV%	
Shootouts	1	3	0.333	18	6	0.667	2	3	0.667	22	6	0.727	
MOST RECENTLY	DATE			OPP			SH			SV			RES
	3/28/19			vs. DAL			5			2			L

## PENALTY SHOTS

NAME	2017-18			CAREER		
	PS	SVS	%	PS	SVS	%
Penalty Shots	-	-	n/a	-	-	n/a
MOST RECENTLY	DATE		OPP	SHOOTER		RESULT
	-		-	-		-

## OILERS FIRSTS

FIRSTS	DATE	GAME			
First GP	10/27/18	EDM 5 @ NSH 3			W/ 24 SVS
First Win	10/27/18	EDM 5 @ NSH 3			24 SVS
First Shutout	11/1/18	EDM 4 vs. CHI 0			40 SVS

## NHL FIRSTS

FIRSTS	DATE	GAME			
First GP	2/8/11	NYI 3 vs. TOR 5			21 SVS, 5 GA
First Win	2/10/11	NYI 4 vs. MTL 4 (SO)/ 37 SVS, 3 GA			
First Shutout	11/1/18	EDM 4 vs. CHI 0			40 SVS

## MOSTS

CATEGORIES	MOST	MOST RECENTLY					
		DATE	TEA	GF	OPP	GA	DETAILS
Shots faced	44	12/22/18	EDM	3	vs. TBL	6	
Saves	41	1/14/19	EDM	7	vs. BUF	2	
Goals against	6 (2X)	4/2/19	EDM	2	vs. COL	6	
Career shutouts	4	3/2/19	EDM	4	@ CBJ	0	30 SVS

## STREAKS

LONGEST PERSONAL STREAKS		MOST RECENTLY			
		START	TO	END	DETAILS
Win streak	5	2/28/19	TO	3/11/19	
Without reg. loss	5	2/28/19	TO	3/11/19	
Losing streak	4 (3X)	3/28/19	TO	4/2/19	
Winless streak	4 (3X)	3/28/19	TO	4/2/19	
Shutout sequence	108:37	12/3/18	TO	12/11/18	

## CAREER HIGHS (ONE SEASON)

CATEGORY	CAREER HIGH	SEASON	CATEGORY	CAREER HIGH	SEASON
Games played	55	2018-19	Saves	1,405	2018-19
Minutes played	2,992	2018-19	Shutouts	4	2018-19
Wins	25	2018-19	Save percentage	0.906	2018-19
Shots faced	1,551	2018-19			



6



## LARSSON CAREER STATISTICS

SEASON	TEAM	LEAGUE	GP	REGULAR SEASON					PIM	+/-	PLAYOFFS				
				G	A	PTS	GP	G			A	PTS	PIM	+/-	
2007-08	Skelleftea J20	Swe JE	3	0	5	5	6	n/a	-	-	-	-	-	-	
2008-09	Skelleftea J20	Swe JE	26	2	7	9	28	n/a	5	0	4	4	2	-	
2008-09	Skelleftea AIK	SHL	1	0	0	0	0	0	-	-	-	-	-	-	
2008-09	SWE U18	WU18	6	0	2	2	4	4	Finished fifth						
2009-10	Skelleftea J20	Swe JE	1	1	0	1	2	n/a	-	-	-	-	-	-	
2009-10	Skelleftea AIK	SHL	49	4	13	17	18	-7	11	0	1	1	31	3	
2009-10	SWE U18	WU18	5	2	1	3	12	2	Won silver medal						
2009-10	SWE U20	WJC	6	1	3	4	0	3	Won bronze medal						
2010-11	Skelleftea AIK	SHL	37	1	8	9	41	12	-	-	-	-	-	-	
2010-11	SWE U20	WJC	6	1	3	4	4	4	Finished fourth						
2011-12	NEW JERSEY	NHL	65	2	16	18	20	-7	5	1	0	1	4	3	
2012-13	NEW JERSEY	NHL	37	0	6	6	12	4	-	-	-	-	-	-	
2012-13	Albany	AHL	33	4	15	19	24	-1	-	-	-	-	-	-	
2013-14	NEW JERSEY	NHL	26	1	2	3	12	-1	-	-	-	-	-	-	
2013-14	Albany	AHL	33	3	16	19	15	6	2	4	0	0	2	-2	
2014-15	NEW JERSEY	NHL	64	3	21	24	34	2	-	-	-	-	-	-	
2014-15	Albany	AHL	1	0	2	2	0	1	-	-	-	-	-	-	
2015-16	NEW JERSEY	NHL	82	3	15	18	77	15	-	-	-	-	-	-	
2015-16	Sweden	WHC	8	1	3	4	4	-3	Finished sixth						
2016-17	EDMONTON	NHL	79	4	15	19	55	21	13	2	4	6	4	-4	
2017-18	EDMONTON	NHL	63	4	9	13	34	10	-	-	-	-	-	-	
2017-18	Sweden	WHC	10	1	2	3	10	13	Won gold medal						
2018-19	EDMONTON	NHL	82	3	17	20	44	-28	-	-	-	-	-	-	
2018-19	Sweden	WHC	8	1	3	4	8	6	Finished fifth overall						
<b>NHL TOTALS</b>			<b>498</b>	<b>20</b>	<b>101</b>	<b>121</b>	<b>244</b>	<b>44</b>	<b>18</b>	<b>3</b>	<b>4</b>	<b>7</b>	<b>8</b>	<b>-1</b>	
<b>NHL TOTALS - EDMONTON</b>			<b>224</b>	<b>11</b>	<b>41</b>	<b>52</b>	<b>133</b>	<b>3</b>	<b>13</b>	<b>2</b>	<b>4</b>	<b>6</b>	<b>4</b>	<b>-4</b>	
<b>AHL TOTALS</b>			<b>67</b>	<b>7</b>	<b>33</b>	<b>40</b>	<b>40</b>	<b>2</b>	<b>4</b>	<b>0</b>	<b>0</b>	<b>0</b>	<b>2</b>	<b>-2</b>	
<b>SHL TOTALS</b>			<b>87</b>	<b>5</b>	<b>21</b>	<b>26</b>	<b>59</b>	<b>5</b>	<b>28</b>	<b>0</b>	<b>5</b>	<b>5</b>	<b>43</b>	<b>-2</b>	

# ADAM LARSSON | D

**SHOOTS:** Right **HEIGHT:** 6'3" **WEIGHT:** 202 lbs

**DOB:** November 12, 1992 **BIRTHPLACE:** Skelleftea, Sweden **HOMETOWN:** Skelleftea, Sweden

**BECAME AN OILER:** Acquired by the Oilers in a trade from New Jersey on June 29, 2016

**CONTRACT STATUS:** Signed through 2020-21

**NHL INFO:** New Jersey's first round selection, fourth overall, in the 2011 NHL Draft

@AdamLarsson3 iadam\_

6



## 2018-19 HIGHLIGHTS

His eighth NHL season, third with Edmonton... His second season as an Oilers alternate captain... Averaged 21:37 in ice-time... Ranked second on the team, first among Oilers defencemen, with 256 hits, also a career high... Ranked third on the team with 128 blocked shots... One of only four Oilers to appear in all 82 regular season games... Had 117 shots on net, a new career high... Posted the 100th assist of his career on Mar. 26 vs. LAK... Played a season-high 28:45 on Dec. 13 @ WPG... Has reached 25+ minutes in five games to date in 2018-19... Has had four shots on goal in a game twice this year, in consecutive games (Dec. 3 @ DAL, Dec. 5 @ STL)... Had a season-high eight hits on Oct. 30 vs. MIN... Reached seven hits in a game two other times (Oct. 18 vs. BOS, Nov. 13 at MTL).

## CAREER HIGHLIGHTS

**2017-18:** Ranked second on the Oilers and sixth in the NHL with 239 hits, his second straight season with 200+ hits... Credited with at least one hit in 62 of his 63 games... Matched his career high with four goals in 63 games... Ranked third on the Oilers with 140 blocked shots... Had six blocked shots in four games (Nov. 3 vs. NJD, Feb. 17 vs. ARI, Mar. 8 vs. NYI, Mar. 10 vs. MIN)... Posted his 100th career NHL point, an assist, on Mar. 24 vs. LAK... Had a season-high five shots on goal on Mar. 31 @ CGY... Had two games in which he posted a +4 plus-minus rating (Jan. 20 vs. VAN, Mar. 22 @ OTT), tying the team high for the season... Reached 25+ minutes played in six games... Played his 400th career game on Feb. 27 vs. SJS... Missed eight games for personal reasons, returning to action on Feb. 17 @ ARI... Reached a season-high 27:47 in ice-time on Nov. 18 @ DAL... Had a season-high 13 hits vs. NJD on Nov. 3; added one assist, a +2 plus-minus and had six blocked shots. **2016-17:** Scored a career-high four goals in his first season with the Oilers, after registering three goals in 2014-15 and in 2015-16... Ranked sixth in the NHL and fourth among NHL defencemen with 253 hits during the regular season... Had a season high five shots on net on Jan. 31 vs. MIN... Had a season-high 24:09 in ice-time on Dec. 3 vs. ANA, his 300th career NHL game... Had a season-high eight hits on Nov. 17 vs. LAK... Matched a career-high with three points, all assists, on Jan. 21 @ CGY. **PLAYOFFS:** Played a career-high 44:58 @ ANA on May 5 in the second round of the NHL playoffs... Had his first career two-goal game and second three-point game (2G, 1A) in the playoffs, on Apr. 26 @ ANA. **2015-16:** Played with the New Jersey Devils from 2011-16. **2014-15:** Set career highs with 24 points and 21 assists in 64 games with the Devils. **2013-14:** Registered his first game-winning goal on Nov. 16 vs. PIT... The second shooter for New Jersey in a shootout on Apr. 10 at OTT, unable to score on Robin Lehner - his first and only shootout participation to date in his NHL career. **2011-12:** Tied for second among rookie NHL defencemen with 16 assists in 2011-12... Tied a franchise record among first-year defencemen (S. Niedermayer, B. Driver), with points in five straight games (Nov. 19-26). **MINOR PROFESSIONAL:** Appeared in 67 games with the AHL's Albany Devils over three seasons, posting 40 points. **EUROPE:** Played with Skelleftea AIK in the SHL from 2009-11, also appearing in one game in 2008-09, when he was 16 years old... A finalist for SHL Rookie of the Year in 2010-11, losing out to future NHL defenceman Mattias Ekholm... Equalled a single-season record for a defenceman under the age of 18 years old in 2009-10, with 17 points, tying a record held by former NY Islanders' defenceman Tomas Jonsson in 1977-78. **INTERNATIONAL:** Won a gold medal with Sweden at the 2018 World Hockey Championship, where he was named to the Tournament All-Star Team... Has played for Sweden at three World Hockey Championships (2016, 2018, 2019), two World Junior Hockey Championships (2010, 2011) and two World U18 Hockey Championships (2009, 2010).

## SHOOTOUTS/ PENALTY SHOTS

NAME	2018-19			CAREER		
	G	A	%	G	A	%
Shootouts	0	0	0.0	0	0	0.0
Penalty Shots	0	0	0.0	0	0	0.0

## OILER FIRSTS

FIRSTS	DATE	GAME		
First GP:	10/12/16	EDM 7 vs. CGY 4		21:20 TOI
First Assist:	10/28/16	EDM 2 @ VAN 0		1A
First Goal:	11/3/16	EDM 3 @ NYR 5		1G, 1A
First Goal details:	vs. Henrik Lundqvist @ 8:49 of period 3			

## NHL FIRSTS

FIRSTS	DATE	GAME		
First GP:	10/08/11	NJD 0 vs. PHI 3		21:46 TOI
First Assist:	11/02/11	NJD 3 vs. TOR 5		1A
First Goal:	11/11/11	NJD 1 vs. WSH 3		1G
First Goal details:	vs. Tomas Vokoun @ 13:06 of period 1			

## MOSTS

CATEGORIES	MOST	MOST RECENTLY					DETAILS
		DATE	TEA	GF	OPP	GA	
Goals	1 (20X)	2/19/19	EDM		vs. ARI		1G
Assists	3 (2X)	1/21/17	EDM	7	@ CGY	3	3A
Points	3 (2X)	1/21/17	EDM	7	@ CGY	3	3A
Shots on goal	6	2/19/19	EDM	2	vs. ARI	3	(OT)
Penalty minutes	17 (2X)	12/13/15	NJD	0	@ NYI	4	
Hat tricks	0						
Multi-point games	6	3/26/19	EDM	3	vs. LAK	5	(OT)/2A

## STREAKS

LONGEST PERSONAL STREAKS	MOST RECENTLY				DETAILS
	START	TO	END		
Goals	-	-	TO	-	-
Assists	4 (1X)	11/19/11	TO	11/25/11	4A
Points	5 (1X)	11/19/11	TO	11/26/11	1G, 4A

## CAREER HIGHS (ONE SEASON)

CATEGORY	CAREER HIGH	SEASON	CATEGORY	CAREER HIGH	SEASON
Games played	82 (2X)	2018-19	Game-winning goals	1 (4X)	2017-18
Goals	4	2016-17	Overtime goals	1	2015-16
Assists	21	2014-15	Shots on net	117	2018-19
Points	24	2014-15	Hits	256	2018-19
Penalty minutes	77	2015-16	Blocked shots	160	2016-17
Plus-minus	+21	2016-17	Takeaways	28	2016-17
Power play goals	-	-	Faceoffs	-	-
Power play points	4	2011-12	Faceoff wins	-	-
Shorthanded goals	-	-			
Shorthanded points	3	2014-15			



# 26



## MANNING CAREER STATISTICS

SEASON	TEAM	LEAGUE	REGULAR SEASON						PLAYOFFS					
			GP	G	A	PTS	PIM	+/-	GP	G	A	PTS	PIM	+/-
2007-08	Prince George	BCHL	58	7	19	26	102	n/a	4	0	3	3	6	n/a
2007-08	Chilliwack	WHL	6	0	0	0	8	-3	4	0	0	0	4	-2
2008-09	Chilliwack	WHL	72	11	18	29	140	-32	-	-	-	-	-	-
2009-10	Chilliwack	WHL	69	13	41	54	138	20	6	0	6	6	10	-1
2010-11	Chilliwack	WHL	53	21	32	53	129	-4	5	1	0	1	8	-2
2011-12	PHILADELPHIA	NHL	4	0	0	0	0	1	-	-	-	-	-	-
2011-12	Adirondack	AHL	46	6	13	19	81	-6	-	-	-	-	-	-
2012-13	PHILADELPHIA	NHL	6	0	2	2	0	4	-	-	-	-	-	-
2012-13	Adirondack	AHL	65	6	15	21	231	-24	-	-	-	-	-	-
2013-14	Adirondack	AHL	73	8	23	31	231	-24	-	-	-	-	-	-
2014-15	PHILADELPHIA	NHL	11	0	3	3	7	3	-	-	-	-	-	-
2014-15	LeHigh Valley	AHL	60	11	32	43	150	-13	-	-	-	-	-	-
2015-16	PHILADELPHIA	NHL	56	1	6	7	66	2	6	0	1	1	4	-2
2016-17	PHILADELPHIA	NHL	65	3	9	12	83	-12	-	-	-	-	-	-
2017-18	PHILADELPHIA	NHL	65	7	12	19	56	0	6	0	0	0	14	-5
2018-19	EDMONTON	NHL	12	1	0	1	4	-1	-	-	-	-	-	-
2018-19	CHICAGO	NHL	27	1	2	3	21	-14	-	-	-	-	-	-
2018-19	Bakersfield	AHL	8	0	0	0	15	5	-	-	-	-	-	-
<b>NHL TOTALS</b>			<b>246</b>	<b>13</b>	<b>34</b>	<b>47</b>	<b>237</b>	<b>-17</b>	<b>12</b>	<b>0</b>	<b>1</b>	<b>1</b>	<b>18</b>	<b>-7</b>
<b>NHL TOTALS - EDMONTON</b>			<b>12</b>	<b>1</b>	<b>0</b>	<b>1</b>	<b>4</b>	<b>-1</b>	<b>-</b>	<b>-</b>	<b>-</b>	<b>-</b>	<b>-</b>	<b>-</b>
<b>AHL TOTALS</b>			<b>141</b>	<b>31</b>	<b>83</b>	<b>114</b>	<b>612</b>	<b>-66</b>	<b>-</b>	<b>-</b>	<b>-</b>	<b>-</b>	<b>-</b>	<b>-</b>
<b>WHL TOTALS</b>			<b>200</b>	<b>45</b>	<b>91</b>	<b>136</b>	<b>415</b>	<b>-19</b>	<b>15</b>	<b>1</b>	<b>6</b>	<b>7</b>	<b>22</b>	<b>-5</b>

# BRANDON MANNING | D


**SHOOTS:** Left **HEIGHT:** 6'1" **WEIGHT:** 205 lbs


**DOB:** June 4, 1990 **BIRTHPLACE:** Prince George, BC **HOMETOWN:** Prince George, BC

**BECAME AN OILER:** Acquired in a trade with Chicago on Dec. 30, 2019 along with Robin Norell in exchange for Drake Caggiula and Jason Garrison.

**CONTRACT STATUS:** Signed through 2019-20

**NHL INFO:** Signed as an undrafted free agent by Philadelphia on Nov. 22, 2010

 @mandog1990



## 2018-19 HIGHLIGHTS

His eighth NHL season, first with the Oilers organization... Scored his first point/goal as an Oiler on Jan. 20, 2019 vs. CAR... Appeared in his first game as an Oiler vs. WPG on Dec. 31, 2018... Acquired by the Oilers from Chicago on Dec. 30 along with Robin Norell in exchange for Drake Caggiula and Jason Garrison... Appeared in eight games for Bakersfield (AHL)... Ranked second in hits (50) for Chicago at the time of the trade... Set career highs in hits (8) and blocked shots (5) on Dec. 5 vs. ANA... Played a season-high 21:34 on Nov. 3 @ CGY, while still with Chicago.

## CAREER HIGHLIGHTS

**2017-18:** Had career highs with Philadelphia, recording seven goals, 12 assists and 19 points... Tied his career-high with 65 games played... Recorded a career-high three points (1G, 2A), on Feb. 24 @ OTT... Appeared in six post-season games vs. PIT. **2016-17:** Appeared in a career-high 65 games... Scored his first shorthanded goal, a game-winner, on Oct. 30 @ CAR. **2015-16:** His first full NHL season, appearing in 56 games for Philadelphia... Scored his first career NHL goal, a game-winner, on Mar. 21 in a 4-1 win @ NYI. **2014-15:** **2013-14:** Appeared in 11 games with Philadelphia, posting three assists... Recorded an assist in his season debut on Oct. 30 @ TBL. **2012-13:** Recorded first NHL point on Apr. 16 with an assist vs. NYR. **2011-12:** Made his NHL debut on Mar. 8 vs. TBL. **MINOR PROFESSIONAL:** Appeared in 141 AHL games five different seasons with Adirondack, LeHigh Valley and Bakersfield... Made his AHL debut on Dec. 3 at Norfolk after missing first two months due to injury. **AMATEUR:** Played three seasons with the WHL's Chilliwack Bruins, serving as team captain for two seasons (2009-11)... Played most of the 2007-08 season with Prince George in the BCHL.

## SHOOTOUTS/ PENALTY SHOTS

NAME	2018-19			CAREER		
	G	A	%	G	A	%
Shootouts	0	0	n/a	0	0	n/a
Penalty Shots	0	0	n/a	0	0	n/a

## OILER FIRSTS

FIRSTS	DATE	GAME
First GP:	12/31/18	EDM 3 vs WPG 4
First Assist:	-	- - -
First Goal:	1/20/19	EDM 4 vs CAR 7
First Goal details:	vs. Petr Mrazek, at 19:09 of period 1	

## NHL FIRSTS

FIRSTS	DATE	GAME
First GP:	3/08/12	PHI 5 vs. FLA 0
First Assist:	4/16/13	PHI 4 vs. NYR 2
First Goal:	3/21/16	PHI 4 @ NYI 1
First Goal details:	vs. Thomas Greiss, at 13:01 of period 2	

## MOSTS

CATEGORIES	MOST	MOST RECENTLY					DETAILS
		DATE	TEA	GF	OPP	GA	
Goals	1 (13X)	1/20/19	EDM	4	vs. CAR	7	1G
Assists	2 (3X)	2/24/18	PHI	5	@ OTT	3	2A, 1G
Points	3	2/24/18	PHI	5	@ OTT	3	1G, 2A
Shots on goal	6	11/2/17	PHI	2	@ STL	0	
Penalty minutes	10	3/5/16	PHI	6	vs CBJ	0	
Hat tricks	0						
Multi-point games	5	2/24/18	PHI	5	@ OTT	3	1G, 2A

## STREAKS


LONGEST PERSONAL STREAKS	MOST RECENTLY			DETAILS
	START	TO	END	
Goals	-	TO	-	-
Assists	2 (2X)	1/2/18	TO	1/4/18
Points	3	12/29/17	TO	1/4/19

## CAREER HIGHS (ONE SEASON)

CATEGORY	CAREER HIGH	SEASON	CATEGORY	CAREER HIGH	SEASON
Games played	65 (2X)	2017-18	Game-winning goals	2	2017-18
Goals	7	2017-18	Overtime goals	-	-
Assists	12	2017-18	Shots on net	111	2017-18
Points	19	2017-18	Hits	121	2016-17
Penalty minutes	83	2016-17	Blocked shots	79	2016-17
Plus-minus	+4	2012-13	Takeaways	17	2017-18
Power play goals	-	-	Faceoffs	1 (2X)	2016-17
Power play points	1	2017-18	Faceoff wins	-	-
Shorthanded goals	1	2016-17			
Shorthanded points	1	2016-17			



# 97



## McDAVID CAREER STATISTICS

SEASON	TEAM	LEAGUE	REGULAR SEASON						PLAYOFFS						
			GP	G	A	PTS	PIM	+/-	GP	G	A	PTS	PIM	+/-	
2012-13	Erie	OHL	63	25	41	66	36	-24	-	-	-	-	-	-	-
2012-13	CAN U18	WU18	7	8	6	14	2	8	Won Gold medal						
2013-14	Erie	OHL	56	28	71	99	20	47	14	4	15	19	2	-1	
2013-14	CAN U20	WJHC	7	1	3	4	4	0	Finished in fourth place						
2014-15	Erie	OHL	47	44	76	120	48	60	20	21	28	49	12	12	
2014-15	CAN U20	WJHC	7	3	8	11	0	8	Won Gold medal						
2015-16	EDMONTON	NHL	45	16	32	48	18	-1	-	-	-	-	-	-	
2015-16	Canada	WHC	10	1	8	9	6	3	Won Gold medal						
2016-17	North America	WCOH	3	0	3	3	4	1	Finished fifth overall						
2016-17	EDMONTON	NHL	82	30	70	100	26	27	13	5	4	9	2	3	
2017-18	EDMONTON	NHL	82	41	67	108	26	20	-	-	-	-	-	-	
2017-18	Canada	WHC	10	5	12	17	10	6	Finished fourth overall						
2018-19	EDMONTON	NHL	78	41	75	116	20	3	-	-	-	-	-	-	
<b>NHL TOTALS</b>			<b>287</b>	<b>128</b>	<b>244</b>	<b>372</b>	<b>90</b>	<b>49</b>	<b>13</b>	<b>5</b>	<b>4</b>	<b>9</b>	<b>2</b>	<b>3</b>	

# CONNOR McDAVID | C

**SHOOTS:** Left **HEIGHT:** 6'1" **WEIGHT:** 196 lbs

**DOB:** January 13, 1997 **BIRTHPLACE:** Richmond Hill, ON **HOMETOWN:** Newmarket, ON


**BECAME AN OILER:** Edmonton's first round selection, 1st overall, in the 2015 NHL Draft

**CONTRACT STATUS:** Signed through 2025-26

**NHL INFO:** Edmonton's first round selection, 1st overall, in the 2015 NHL Draft

@cmcdavid97

mcdavid97



## 2018-19 HIGHLIGHTS

His fourth NHL season, all with Edmonton, third as team captain... Finished second in the NHL scoring race, with 115 points... Set career bests with 115 points and 75 assists, while tying his career best of 41 goals in a season... Led the Oilers with 99 takeaways, third in the NHL... Tied for second in the NHL with nine game-winning goals (also a career best), including three overtime goals... Reached 100 points for a third consecutive year... Had 36 multiple-point games, second most in the NHL... Now has 110 career multiple-point games... Averaged 22:50 in ice-time, most among forwards in the NHL... Was held without a point in only 11 games... Had eight point scoring streaks of 5+ games, including a 12-game streak, two eight-game streaks, one seven-game streak, two six-game streaks and one two five-game streaks... Voted captain of Team Pacific for the 2019 NHL All-Star Game... Named NHL Second Star of the Week on Oct. 22... Reached 300 career points on Dec. 13 @ WPG... Had points (3G, 7A, 10 PTS) in six consecutive games from Nov. 13-27... Scored his 100th career goal in his 230th NHL game, on Nov. 20 @ SJSS... On Oct. 16 @ WPG, he became the first player in NHL history to record a point on nine consecutive team goals to begin a season... Had points in eight consecutive games (5G, 7A, 11 PTS) from Oct. 23-Nov. 5).

## CAREER HIGHLIGHTS

**2017-18:** Won the NHL scoring race with 108 points in 82 games, capturing the Art Ross Trophy... Led the NHL with 84 even strength points and 35 even strength goals... His 84 even strength points were the most by one player since 1995-96 (Jaromir Jagr, 95)... Led the NHL with 111 takeaways... One of only four Oilers to play in all 82 games... Led the Oilers in goals (41), assists (67) and plus-minus rating (+20)... Tied for sixth in the NHL drawing 35 penalties... Reached 100+ pts for a second season with three points on Mar. 27 vs. CBJ... First player to get back-to-back 100+ point seasons since Alex Ovechkin and Sidney Crosby achieved in 2009-10... The seventh player in NHL history to record multiple 100-pt seasons by the age of 21... First Oilers player with 100+ points in back-to-back seasons since Wayne Gretzky and Mark Messier in 1986-88... One of only 59 players to record at least two 100 point seasons in NHL history... Played in his 200th game vs. CAR on Mar. 20... First Oiler since Petr Klima in 2000-01 to post three hat tricks in one season... Played in 2018 NHL All-Star Game, posting four assists & winning the Fastest Skater competition... Reached 200 career points on Jan. 13 vs. VGK, with two assists, on his 21st birthday... First Oiler in franchise history with a hat trick in season opener, Oct. 4 vs. CGY... Had a 15-game scoring streak from Mar. 14 through Oct. 4, 2017, posting 23 points (7G, 16A) over those 15 games... Played for Canada at the 2018 World Hockey Championship in Denmark, finishing fourth overall... Served as team captain and led Canada in scoring. **2016-17:** Led the NHL in scoring with 100 points (30G, 70A) in 82 games, winning his first Art Ross Trophy; Also led the league with 70 assists... First Oiler to reach 100 points in a season since Doug Weight in 1995-96... Led the NHL with 30 multi-point game... Won the Hart Trophy, awarded to the players judged to be the most valuable to his team, the third youngest player to win this award in NHL history... Also won the Ted Lindsay Award, which goes to the "most outstanding player" in the NHL history... Led or co-led the NHL in scoring from Nov. 22 through to the end of the season... Registered his first career NHL hat trick on Nov. 19 @ DAL... Named team captain prior to the 2016-17 season, becoming the youngest captain in NHL history (19 years, 166 days). **PLAYOFFS:** Made his NHL post-season debut on Apr. 12 vs. SJSS... A career high 35:43 TOI on May 5 vs. ANA. **2015-16:** Led all NHL rookies in points per game (1.07) in 2015-16, ranking fourth overall in the NHL. **AMATEUR:** Played with the OHL's Erie Otters from 2012-15, the third player to be granted 'exceptional player' status by Hockey Canada, after John Tavares and Aaron Ekblad... Erie's first round selection, first overall, in the 2012 OHL Priority Selection. **INTERNATIONAL:** Captained Team North America at the 2016 World Cup of Hockey... Won gold with Canada at the 2016 IIHF World Hockey Championship and the 2015 World Junior Hockey Championship in Montreal/Toronto... Was only the sixth 16-year-old all-time to earn a roster spot for Canada's National Junior Team in 2013-14, and first since Sidney Crosby at the 2004 WJHC... Helped Canada win gold at the 2013 U18 World Hockey Championship in Sochi, Russia, leading the team and tournament in scoring as a double underaged player (15 years old).

## SHOOTOUTS/ PENALTY SHOTS

NAME	2018-19			CAREER		
	G	A	%	G	A	%
Shootouts	2	4	50.0	16	8	50.0
Penalty Shots	0	1	0.0	1	3	33.3

## OILER FIRSTS

FIRSTS	DATE	GAME
First GP:	10/8/15	EDM 1 @ STL 3
First Assist:	10/17/15	EDM 5 @ CGY 2
First Goal:	10/13/15	EDM 2 @ DAL 4
First Goal details:	vs. Kari Lehtonen @ 12:18 of period 2	

## NHL FIRSTS

FIRSTS	DATE	GAME
First GP:	10/8/15	EDM 1 @ STL 3
First Assist:	10/17/15	EDM 5 @ CGY 2
First Goal:	10/13/15	EDM 2 @ DAL 4
First Goal details:	vs. Kari Lehtonen @ 12:18 of period 2	

## MOSTS

CATEGORIES	MOST	MOST RECENTLY					
		DATE	TEA	GF	OPP	GA	DETAILS
Goals	4 (1X)	2/5/18	EDM	6	vs. TBL	2	4G, 1A
Assists	3 (9X)	3/26/19	EDM	8	vs. LAK	4	3A, 1G
Points	5 (2X)	2/5/18	EDM	6	vs. TBL	2	4G, 1A
Shots on goal	9 (3X)	3/8/18	EDM	2	vs. NYI	1	(SO)
Penalty minutes	10 (1X)	1/25/18	EDM	4	vs. CGY	3	(SO)
Hat tricks	4	2/18/18	EDM	4	@ COL	2	3A
Multi-point games	110	3/28/19	EDM	2	vs. DAL	3	(SO)/1G, 1A

## STREAKS

LONGEST PERSONAL STREAKS	START	TO	END	DETAILS	
					MOST RECENTLY
Goals	4 (2X)	3/21/19	TO	3/28/19	4G, 5A
Assists	7 (2X)	2/25/18	TO	3/10/18	6G, 7A
Points	15 (1X)	3/14/17	TO	10/4/17	10G, 18A

## CAREER HIGHS (ONE SEASON)

CATEGORY	CAREER HIGH	SEASON	CATEGORY	CAREER HIGH	SEASON
Games played	82	2016-17, 2017-18	Game-winning goals	9	2018-19
Goals	41 (2X)	2018-19	Overtime goals	3	2018-19
Assists	75	2018-19	Shots on net	274	2017-18
Points	116	2018-19	Hits	39	2018-19
Penalty minutes	26	2016-17, 2017-18	Blocked shots	46	2017-18
Plus-minus	+27	2016-17	Takeaways	111	2017-18
Power play goals	9	2018-19	Faceoffs	1,268	2016-17
Power play points	33	2018-19	Faceoff wins	556	2016-17
Shorthanded goals	1 (3X)	2018-19			
Shorthanded points	4	2017-18			



# 18



## NEAL CAREER STATISTICS

SEASON	TEAM	LEAGUE	REGULAR SEASON						PLAYOFFS					
			GP	G	A	PTS	PIM	+/-	GP	G	A	PTS	PIM	+/-
2003-04	Bowmanville	OPJHL	43	28	27	55	54	n/a	15	12	3	15	22	n/a
2003-04	Plymouth	OHL	9	2	4	6	0	1	-	-	-	-	-	-
2004-05	Plymouth	OHL	67	18	26	4	32	-5	4	1	1	2	6	0
2004-05	CAN U18	WU18	6	1	1	2	6	-1	Won silver medal					
2005-06	Plymouth	OHL	66	21	37	58	109	1	13	9	7	16	33	5
2006-07	Plymouth	OHL	45	27	38	65	94	28	20	13	12	25	54	7
2006-07	CAN U20	WJHC	6	0	0	0	8	0	Won gold medal					
2006-07	Plymouth	MemCup	5	5	1	6	42	-2	Finished third overall					
2007-08	Iowa	AHL	62	18	19	37	63	1	-	-	-	-	-	-
2008-09	DALLAS	NHL	77	24	13	37	51	-11	-	-	-	-	-	-
2008-09	Manitoba	AHL	5	4	1	5	2	4	-	-	-	-	-	-
2008-09	Canada	WHC	3	1	2	3	2	4	Won silver medal					
2009-10	DALLAS	NHL	78	27	28	55	64	-5	-	-	-	-	-	-
2010-11	DALLAS	NHL	59	21	18	39	60	8	-	-	-	-	-	-
2010-11	PITTSBURGH	NHL	20	1	5	6	6	-1	7	1	1	2	6	-1
2010-11	Canada	WHC	6	2	3	5	10	3	Finished fifth overall					
2011-12	PITTSBURGH	NHL	80	40	41	81	87	6	5	2	4	6	12	-3
2012-13	PITTSBURGH	NHL	40	21	15	36	26	5	13	6	4	10	8	-3
2013-14	NASHVILLE	NHL	59	27	34	61	55	15	13	2	2	4	24	2
2014-15	NASHVILLE	NHL	67	23	14	37	57	12	6	4	1	5	8	0
2015-16	NASHVILLE	NHL	82	31	27	58	65	27	14	4	4	8	8	1
2016-17	NASHVILLE	NHL	70	23	18	41	35	-10	22	6	3	9	14	-8
2017-18	VEGAS	NHL	71	25	19	44	24	-11	20	6	5	11	12	-
2018-19	CALGARY	NHL	63	7	12	19	28	-5	4	0	0	0	0	-3
	<b>NHL TOTALS</b>		<b>766</b>	<b>270</b>	<b>244</b>	<b>514</b>	<b>558</b>	<b>30</b>	<b>104</b>	<b>31</b>	<b>24</b>	<b>55</b>	<b>92</b>	<b>-15</b>
	<b>AHL TOTALS</b>		<b>67</b>	<b>22</b>	<b>20</b>	<b>42</b>	<b>65</b>	<b>5</b>	<b>-</b>	<b>-</b>	<b>-</b>	<b>-</b>	<b>-</b>	<b>-</b>

# JAMES NEAL | LW/RW


**SHOOTS:** Left **HEIGHT:** 6'3" **WEIGHT:** 213 lbs

**DOB:** September 3, 1987 **BIRTHPLACE:** Whitby, ON **HOMETOWN:** Whitby, ON

**BECAME AN OILER:** Acquired in a trade with Calgary on July 19, 2019 in exchange for Milan Lucic

**CONTRACT STATUS:** Signed through 2022-23

**NHL INFO:** Dallas' second round selection, 33rd overall, in the 2005 NHL Draft



## 2018-19 HIGHLIGHTS

His 11th NHL season, first with Calgary... Missed 14 games from Feb. 16 through Mar. 16 with a lower body injury... Made his Calgary Flames debut on Oct. 3 at VAN... Recorded his 500th career NHL point on Nov. 25 vs. ARI... Reached the playoffs for the eighth consecutive year and for the ninth time in 11 years... Appeared in his 100th career NHL playoff game on June 7 vs. WAS... Signed as an unrestricted free agent by Calgary on Jul. 2.

## CAREER HIGHLIGHTS

**2017-18:** An alternate captain with the expansion Vegas franchise... Reached 20 goals for a tenth consecutive NHL season... Played in the 2018 NHL All-Star Game... **2016-17:** His third season with Nashville, all as an alternate captain... **2015-16:** Posted his 400th career point, an assist, on Mar. 21 vs. LAK... Played in his 500th NHL game on Nov. 23 vs. NYR... Played in the 2016 NHL All-Star Game... **2014-15:** Recorded a natural hat trick, his fifth career hat trick, on Oct. 23 in a 3-2 win vs. CHI... **2011-12:** Named to the NHL First All-Star Team... Set career highs with 41 goals, 40 assists and 81 points... Led the NHL with 18 powerplay goals... Played in the 2012 NHL All-Star Game. **2010-11:** His first NHL playoff goal was a game-winning goal in double-overtime of Game #4 of the 2011 Eastern Conference Quarterfinals vs. TBL... **2008-09:** Ranked second among NHL rookies in goals (24) and 11th in points (37)... Scored his first NHL goal in his first NHL game on Oct. 10 vs. CBJ... Played in the NHL Young Stars Game during the All-Star Weekend... **AMATEUR:** Played with the OHL's Plymouth Whalers from 2004-2007... Helped Plymouth capture the 2007 OHL Championship... Named to the OHL First All-Star Team and the CHL Second All-Star Team in 2006-07... **INTERNATIONAL:** Has played for Canada in five world championships, winning gold at the 2007 World Junior Hockey Championship in Leksand, Sweden, and silver medals at the 2005 World U18 Hockey Championship and the 2009 World Hockey Championship... Also played for Canada at the 2011 World Hockey Championship. **NOTES:** His brother Michael was drafted by Dallas in the fifth round, 149th overall, of the 2007 NHL Draft.

## SHOOTOUTS/ PENALTY SHOTS

NAME	2018-19			CAREER		
	G	A	%	G	A	%
Shootouts	0	0	n/a	17	51	33.3
Penalty Shots	0	0	0.0	0	0	0.0

## NHL FIRSTS

FIRSTS	DATE	GAME
First GP:	10/10/08	DAL 4 vs. CBJ 5 OT/TOI 16:13
First Assist:	10/15/08	DAL 6 vs. NJD 4
First Goal:	10/10/08	DAL 4 vs. CBJ 5 OT
First Goal details:	vs. Pascal Leclaire @ 8:04 of period 2	

## MOSTS

CATEGORIES	MOST	MOST RECENTLY					DETAILS
		DATE	TEA	GF	OPP	GA	
Goals	3 (6X)	3/14/16	NSH	3	vs. EDM	2	3G
Assists	4	3/22/12	PIT	5	vs. NSH	1	4A
Points	5	12/29/13	PIT	5	@ CBJ	3	3G, 2A
Shots on goal	12	3/27/12	PIT	3	vs. NYI	5	2G
Penalty minutes	19 (2X)	1/26/11	DAL	3	vs. EDM	1	
Hat tricks	6	3/14/16	NSH	3	@ EDM	2	3G
Multi-point games	108	4/1/19	CGY	7	@ LAK	2	1G, 1A

## STREAKS

LONGEST PERSONAL STREAKS		MOST RECENTLY			DETAILS
		START	TO	END	
Goals	6	11/5/16	TO	11/17/16	7G
Assists	6	3/29/16	TO	4/9/16	6A
Points	8	12/8/11	TO	12/27/11	7G, 4A

## CAREER HIGHS (ONE SEASON)

CATEGORY	CAREER HIGH	SEASON	CATEGORY	CAREER HIGH	SEASON
Games played	82	2016-17	Game-winning goals	7	2010-11
Goals	30	2010-11	Overtime goals	1	2013-14
Assists	35	2013-14, 2015-16	Shots on net	175	2016-17
Points	62	2010-11	Hits	262	2008-09
Penalty minutes	136	2008-09	Blocked shots	33	2008-09
Plus-minus	+30	2013-14	Takeaways	33	2008-09, 2013-14
Power play goals	12	2016-17	Faceoffs	131	2013-14
Power play points	25	2016-17	Faceoff wins	62	2013-14
Shorthanded goals	-	-			
Shorthanded points	-	-			



# 93



## NUGENT-HOPKINS CAREER STATISTICS

SEASON	TEAM	LEAGUE	REGULAR SEASON							PLAYOFFS					
			GP	G	A	PTS	PIM	+/-	GP	G	A	PTS	PIM	+/-	
2008-09	Red Deer	WHL	5	2	4	6	0	-6	-	-	-	-	-	-	
2009-10	Red Deer	WHL	67	24	41	65	28	-4	4	0	2	2	0	-2	
2010-11	CAN U18	HLINKA	5	5	2	7	6	8	Won gold medal						
2010-11	Red Deer	WHL	69	31	75	106	51	30	9	4	7	11	6	-3	
2011-12	EDMONTON	NHL	62	18	34	52	16	-2	-	-	-	-	-	-	
2011-12	Canada	WHC	8	4	2	6	4	2	Finished fifth overall						
2012-13	EDMONTON	NHL	40	4	20	24	8	3	-	-	-	-	-	-	
2012-13	Oklahoma City	AHL	19	8	12	20	6	7	-	-	-	-	-	-	
2012-13	CAN U20	WJC	6	4	11	15	4	6	-	-	-	-	-	-	
2013-14	EDMONTON	NHL	80	19	37	56	26	-12	-	-	-	-	-	-	
2014-15	EDMONTON	NHL	76	24	32	56	25	-12	-	-	-	-	-	-	
2015-16	EDMONTON	NHL	55	12	22	34	18	-9	-	-	-	-	-	-	
2016-17	North America	WCOH	3	1	2	3	2	1	Finished fifth overall						
2016-17	EDMONTON	NHL	82	18	25	43	29	-10	13	0	4	4	2	-3	
2017-18	EDMONTON	NHL	62	24	24	48	20	10	-	-	-	-	-	-	
2017-18	Canada	WHC	10	5	3	8	2	5	Finished fourth overall						
2018-19	EDMONTON	NHL	82	28	41	69	26	-13	-	-	-	-	-	-	
	<b>NHL TOTALS</b>		<b>539</b>	<b>147</b>	<b>235</b>	<b>382</b>	<b>168</b>	<b>-45</b>	<b>13</b>	<b>0</b>	<b>4</b>	<b>4</b>	<b>2</b>	<b>-3</b>	
	<b>AHL TOTALS</b>		<b>19</b>	<b>8</b>	<b>12</b>	<b>20</b>	<b>6</b>	<b>7</b>	-	-	-	-	-	-	

# RYAN NUGENT-HOPKINS | C

**SHOOTS:** Left **HEIGHT:** 6'0" **WEIGHT:** 188 lbs

**DOB:** April 12, 1993 **BIRTHPLACE:** Burnaby, BC **HOMETOWN:** Burnaby, BC

**BECAME AN OILER:** Edmonton's first round, first overall, in the 2011 NHL Draft

**CONTRACT STATUS:** Signed through 2020-21

**NHL INFO:** Edmonton's first round, first overall, in the 2011 NHL Draft

@rnh\_93



## 2018-19 HIGHLIGHTS

His eighth NHL season with Edmonton, sixth as an alternate captain... Set new career highs with 69 points, 28 goals and 42 assists... Finished third in team scoring, goals and assists... Had a career high 208 shots on net... Also had a career high eight power play goals, 26 power play points and 40 blocked shots... Had 17 multiple-point games, giving him 84 career multiple-point games... Averaged 20:06 in ice-time... Played a season high 27:02 on Oct. 20 vs. NSH... One of only four Oilers to appear in all 82 regular season games... Ranked third on the team with 59 takeaways... Had a +3 plus-minus rating in two games, on Mar. 26 vs. LAK and on Oct. 16 @ WPG... Had a season high seven shots on net on Feb. 16 @ NYI... Appeared in his 500th NHL game on Jan. 8 @ SJS, posting one assist, a +1 plus-minus rating in a 7-2 loss... Had ten points in ten games (6G, 4A) from Dec. 11-Jan. 2.

## CAREER HIGHLIGHTS

**2018-19:** The Oilers nomination for the King Clancy Memorial Trophy, which is awarded to the player that best exemplifies leadership qualities and has given back to the community... Ranked third in team scoring and goals scored, with 48 points and 24 goals, despite missing a total of 20 games to injury... Matched his career-high with 24 goals... Had 12 multiple-point games, including two three-point games: Dec. 29 vs. CHI (1G, 2A) and Mar. 22 @ OTT (1G, 2A)... Had two game-winning goals on Nov. 28 vs. ARI (OT) and on Mar. 22 @ OTT... Posted a +4 plus-minus rating on Mar. 22 @ OTT, tying the team season-high... Reached a season-high 22:29 in ice-time on Mar. 13 @ CGY... Registered his 300th career point on Mar. 10 vs. MIN, one of eight players in franchise history to reach 300 points before the age of 25 years old... Had a season-high seven shots on net on Dec. 10 @ TOR... Missed 18 games due to an upper body injury... Scored his 100th career NHL goal on Nov. 1 vs. PIT... Played in 400th career NHL game on Oct. 17 vs. CAR. **2016-17:** One of six Oilers to appear in all 82 games of the regular season... Had four game-winning goals, including one overtime goal... One of only four Oilers to reach 200 shots on net... Ranked third on the team with 48 takeaways... Led the team in faceoffs (1,268) and faceoff wins (556). **PLAYOFFS:** Had four takeaways on Apr. 14 in Game 2 of the first round vs. San Jose... Won 12/19 faceoffs (63.1%) in Game 6 of the conference semi-finals vs. Anaheim, on May 7. 2015-16: Missed 27 games due to injury... **2014-15:** Matched his career-best with 56 points... Represented Oilers at 2015 NHL All-Star Game... Scored his second career hat trick and posted four points (3G, 1A) on Mar. 8, 2015 at CAR... Named alternate captain. **2013-14:** Posted career-highs in points (56), assists (37), power play goals (6), shots (178) and tied a career high in goals (19)... **2011-12:** A finalist for the Calder Memorial Trophy in 2011-12... Named to the 2012 NHL All-Rookie Team... Finished the season tied for first in NHL rookie scoring and third in team scoring... Named NHL Rookie of the Month in October and November... Posted five assists on Nov. 19, 2011 vs. CHI (first rookie since John Tavares to record five points and first 18-year-old in NHL history to record 5 assists)... Scored a goal in his first NHL game, on Oct. 9 vs. Pittsburgh. **AMATEUR:** Played two seasons with the WHL's Red Deer Rebels... Named to 2010-11 WHL East First All-Star Team... Led Red Deer in scoring in 2010-11... Named the WHL Rookie of the Year in the WHL in 2009-10... Red Deer's first round selection, first overall, in the 2008 WHL Bantam Draft. **INTERNATIONAL:** Represented Team North America at the 2016 World Cup of Hockey... Played for Team Canada at the 2013 World Junior Hockey Championship, where he served as the captain and led the team in scoring... Was named top forward and voted to the tournament All-Star team at the 2013 World Junior Hockey Championship... Won a gold medal with Canada's National Under-18 Team at the 2010 Ivan Hlinka Memorial Tournament in which he served as an alternate captain on the team... Scored the only goal in the championship game at the Hlinka Memorial Tournament (now the Hlinka Gretzky Cup). **NOTES:** Married, wife's name is Breanne.

## SHOOTOUTS/ PENALTY SHOTS

NAME	2018-19			CAREER		
	G	A	%	G	A	%
Shootouts	3	6	50.0	10	28	35.7
Penalty Shots	0	0	n/a	0	0	n/a

## OILER FIRSTS

FIRSTS	DATE	GAME
First GP:	10/9/11	EDM 2 vs. PIT 1 17:04 TOI, 1G
First Assist:	10/17/11	EDM 3 vs. NSH 1 1A
First Goal:	10/9/11	EDM 2 vs. PIT 1 1G
First Goal details:	vs. Brent Johnson @ 15:05 of period 3	

## NHL FIRSTS

FIRSTS	DATE	GAME
First GP:	10/9/11	EDM 2 vs. PIT 1 17:04 TOI, 1G
First Assist:	10/17/11	EDM 3 vs. NSH 1 1A
First Goal:	10/9/11	EDM 2 vs. PIT 1 1G
First Goal details:	vs. Brent Johnson @ 15:05 of period 3	

## MOSTS

CATEGORIES	MOST	MOST RECENTLY					
		DATE	TEA	GF	OPP	GA	DETAILS
Goals	3 (3X)	3/26/19	EDM	8	vs. LAK	4	3G
Assists	5 (1X)	11/19/11	EDM	9	vs. CHI	2	5A
Points	5 (1X)	11/19/11	EDM	9	vs. CHI	2	5A
Shots on goal	8 (1X)	4/22/14	EDM	4	@ VAN	5	(SO)
Penalty minutes	7 (1X)	2/11/17	EDM	1	vs. CHI	5	
Hat tricks	3	3/26/19	EDM	8	vs. LAK	4	3G
Multi-point games	85	4/6/19	EDM	3	@ CGY	1	2A

## STREAKS

LONGEST PERSONAL STREAKS	MOST RECENTLY			
	START	TO	END	DETAILS
Goals	3 (3X)	3/17/19	TO	3/21/19 3G
Assists	3 (11X)	2/3/19	TO	2/9/19 5A
Points	6 (1X)	11/28/11	TO	12/9/11 3G, 5A

## CAREER HIGHS (ONE SEASON)

CATEGORY	CAREER HIGH	SEASON	CATEGORY	CAREER HIGH	SEASON
Games played	82 (2X)	2018-19	Game-winning goals	4 (2X)	2016-17
Goals	28	2018-19	Overtime goals	1 (4X)	2017-18
Assists	41	2018-19	Shots on net	208	2018-19
Points	69	2018-19	Hits	92	2014-15
Penalty minutes	29	2016-17	Blocked shots	40	2018-19
Plus-minus	+10	2017-18	Takeaways	63	2013-14
Power play goals	8	2018-19	Faceoffs	1,356	2014-15
Power play points	26	2018-19	Faceoff wins	620	2014-15
Shorthanded goals	2	2017-18			
Shorthanded points	3 (2X)	2018-19			





## NURSE CAREER STATISTICS

SEASON	TEAM	LEAGUE	REGULAR SEASON						PLAYOFFS					
			GP	G	A	PTS	PIM	+/-	GP	G	A	PTS	PIM	+/-
2010-11	St. Michael's	OJHL	2	0	0	0	4	-	-	-	-	-	-	-
2011-12	Sault Ste. Marie	OHL	53	1	9	10	61	-15	-	-	-	-	-	
2011-12	CAN U18	WU18	7	0	0	0	14	4	Won a bronze medal					
2012-13	CAN U18	HLINKA	5	0	0	0	4	2	Won a gold medal					
2012-13	Sault Ste. Marie	OHL	68	12	29	41	116	15	6	1	3	4	6	-1
2013-14	Sault Ste. Marie	OHL	64	13	37	50	91	1	9	3	5	8	12	-2
2013-14	Oklahoma City	AHL	4	0	1	1	0	-1	3	0	1	1	7	1
2014-15	EDMONTON	NHL	2	0	0	0	0	-2	-	-	-	-	-	
2014-15	Sault Ste. Marie	OHL	36	10	23	33	58	18	14	3	5	8	26	9
2014-15	Oklahoma City	AHL	0	0	0	0	0	0	4	0	4	4	4	3
2014-15	CAN U20	WJC	7	0	1	1	6	8	Won a gold medal					
2015-16	EDMONTON	NHL	69	3	7	10	60	-13	-	-	-	-	-	
2015-16	Bakersfield	AHL	9	0	2	2	7	2	-	-	-	-	-	
2016-17	EDMONTON	NHL	44	5	6	11	33	0	13	0	2	2	6	0
2017-18	EDMONTON	NHL	82	6	20	26	67	15	-	-	-	-	-	
2017-18	Canada	WHC	10	0	1	1	4	-1	Finished fourth overall					
2018-19	EDMONTON	NHL	82	10	31	41	87	-5	-	-	-	-	-	
2018-19	Canada	WHC	10	2	2	4	8	8	Won silver medal					
<b>NHL TOTALS</b>			<b>279</b>	<b>24</b>	<b>64</b>	<b>88</b>	<b>247</b>	<b>-5</b>	<b>13</b>	<b>0</b>	<b>2</b>	<b>2</b>	<b>6</b>	<b>0</b>
<b>AHL TOTALS</b>			<b>13</b>	<b>0</b>	<b>3</b>	<b>3</b>	<b>7</b>	<b>1</b>	<b>7</b>	<b>0</b>	<b>5</b>	<b>5</b>	<b>11</b>	<b>4</b>

# DARNELL NURSE | D

**SHOOTS:** Left **HEIGHT:** 6'4" **WEIGHT:** 210 lbs

**DOB:** February 4, 1995 **BIRTHPLACE:** Hamilton, ON **HOMETOWN:** Hamilton, ON


**BECAME AN OILER:** Edmonton's first round selection, seventh overall, in the 2013 NHL Draft

**CONTRACT STATUS:** Signed through 2019-20.

**NHL INFO:** Edmonton's first round selection, seventh overall, in the 2013 NHL Draft

@drtwofive

drtwofive



## 2018-19 HIGHLIGHTS

His fourth full NHL season, all with Edmonton... One of only four Oilers to appear in all 82 regular season games... Set new career bests for goals, assists and points... Averaged 23:49 in ice-time, a new career high... Led the Oilers in total ice-time (1,953:16), tenth overall in the NHL... Ranked fourth on the team and first among Oilers defencemen with 162 hits, a new career high... Set new career highs with 196 shots on net, 28 takeaways... Ranked second on the team with 146 blocked shots... Set a new personal best with points in four consecutive games from Dec. 11-16, posting six points (2G, 4A)... Set a new career-high with 31:49 in ice-time on Jan. 10 vs. FLA... Surpassed 30 minutes in ice-time in four games, and 25 minutes in 27 games... Had a +4 plus-minus rating on Mar. 26 vs. LAK... Had a season high eight shots on net on Jan. 10 vs. FLA (1G, 1A)... Scored the overtime game-winning goal on Oct. 16 @ WPG.

## CAREER HIGHLIGHTS

**2017-18:** Set career highs with 82 games, six goals, 20 assists and 26 points... Led Oilers defencemen in scoring with 26 points in 82 games... Had the second best plus-minus rating with the Oilers, at +15... Also ranked second in average time-on-ice, with 22:15... Ranked second on the team with 153 blocked shots, and ranked third with 161 hits... Led Oilers defencemen with 28 takeaways... Led the team in shorthanded time-on-ice, 182:50... Scored the first two game-winning goals of his NHL career... One of four players to appear in all 82 regular season games... Had six multiple-point games, giving him seven in his career... Had a season-high six shots on net on Apr. 7 vs. VAN... Posted the first three-point game (3A) of his NHL career on Mar. 22 @ OTT... Reached a season-high 27:22 in ice-time on Mar. 20 @ CAR, reaching 25+ minutes in a total of 14 games... Became the 16th defenceman in franchise history to score an overtime game-winning goal on Jan. 13 @ VGK... Had four two-point games in 2017-18, giving him six career multi-point games... Signed a two-year contract extension with the Oilers on Sept. 17. **2016-17:** Appeared in 44 games, posting 11 points (5G, 6A) and 33 penalty minutes... Scored a career-high five goals, despite missing almost half of the season because of an injury... Posted the first two multiple point games of his NHL career with two points vs. Boston on Mar. 16 and at Los Angeles on Apr. 4... Played his 100th career NHL game on Mar. 7 vs. NYI... Returned to action on Feb. 26 at Nashville... Had a career-high in ice-time (25:56) on Dec. 21 vs. WPG... Missed 37 games due to a lower body injury. **PLAYOFFS:** Had a personal playoff high 29:44 of ice-time on May 5 at Anaheim... Had a season-high six hits on May 10 at Anaheim and on Apr. 30 vs. Anaheim. **2015-16:** Ranked second on the Oilers, while leading the defenceman in hits (160) in his rookie season... Ranked second on the team with 103 blocked shots... Had a career-high in ice-time (25:56) on Dec. 21, 2015 vs. WPG. **2014-15:** Appeared in his first two NHL games with Edmonton in 2014-15, before being assigned to Sault Ste. Marie (OHL). **MINOR PROFESSIONAL:** Started the 2015-16 season with Bakersfield (AHL), appearing in nine games, posting two assists, before being recalled to Edmonton. **AMATEUR:** Played with the OHL's Sault Ste. Marie Greyhounds from 2011-14... Named to the OHL Second All-Star Team in 2014-15 and the Third All-Star Team in 2013-14... Named the OHL Scholastic Player of the Year in 2013... Named to the OHL Second All-Star Team in 2011-12... Sault Ste. Marie's first round selection, third overall, in the 2011 OHL Priority Selection. **INTERNATIONAL:** Won a silver medal with Canada at the 2019 World Hockey Championship in Slovakia... Also played for Canada at the 2018 World Hockey Championship... Won gold with Canada at the 2015 World Junior Hockey Championship in Montreal/ Toronto, where he was named Player of the Game in the gold medal game... Helped Canada's National Under-18 Team capture the 2012 Ivan Hlinka Memorial... Won a bronze medal with Canada at the 2012 U18 World Hockey Championship, where he was one of four underage players. **NOTES:** His sister Kia plays for the WNBA's New York Liberty and Canada's National Team... Son of former Canadian Football League wide receiver Richard Nurse... Nephew of former NFL quarterback Donovan McNabb... His cousin Sarah plays for Canada's National Women's Hockey Team, and won silver at the 2018 Olympics Winter Games.

## SHOOTOUTS/ PENALTY SHOTS

NAME	2018-19			CAREER		
	G	A	%	G	A	%
Shootouts	0	0	0.0	0	0	0.0
Penalty Shots	0	0	0.0	0	0	0.0

## OILER FIRSTS

FIRSTS	DATE	GAME
First GP:	10/14/14	EDM 1 @ LAK
First Assist:	10/29/15	EDM 4 vs. MTL
First Goal:	10/27/15	EDM 3 @ MIN
First Goal details:	vs. Devan Dubnyk @ 3:38 of period 3	

## NHL FIRSTS

FIRSTS	DATE	GAME
First GP:	10/14/14	EDM 1 @ LAK
First Assist:	10/29/15	EDM 4 vs. MTL
First Goal:	10/27/15	EDM 3 @ MIN
First Goal details:	vs. Devan Dubnyk @ 3:38 of period 3	

## MOSTS

CATEGORIES	MOST	MOST RECENTLY					DETAILS	
		DATE	TEA	GF	OPP	GA		
Goals	2 (1X)	1/12/18	EDM	4	@	ARI	2	2G
Assists	3 (1X)	3/22/18	EDM	6	@	OTT	2	3A
Points	3 (1X)	3/22/18	EDM	6	@	OTT	2	3A
Shots on goal	7 (2X)	11/17/17	EDM	2	@	LAK	4	
Penalty minutes	9 (1X)	2/4/16	EDM	7	@	OTT	2	
Hat tricks	0							
Multi-point games	8	3/22/18	EDM	6	@	OTT	2	3A

## STREAKS

LONGEST PERSONAL STREAKS	MOST RECENTLY	START	TO	END	DETAILS
Goals	2 (2X)	1/12/18	TO	1/13/18	3G, 1A
Assists	2 (3X)	3/17/18	TO	3/18/18	2A
Points	3 (1X)	11/18/17	TO	11/22/18	2G, 1A

## CAREER HIGHS (ONE SEASON)

CATEGORY	CAREER HIGH	SEASON	CATEGORY	CAREER HIGH	SEASON
Games played	82 (2X)	2018-19	Game-winning goals	2	2017-18
Goals	10	2018-19	Overtime goals	1 (2X)	2018-19
Assists	31	2018-19	Shots on net	196	2018-19
Points	41	2018-19	Hits	162	2018-19
Penalty minutes	87	2018-19	Blocked shots	153	2017-18
Plus-minus	+15	2017-18	Takeaways	30	2018-19
Power play goals	1	2018-19	Faceoffs	-	-
Power play points	9	2018-19	Faceoff wins	-	-
Shorthanded goals	-	-			
Shorthanded points	1 (2X)	2018-19			



# 10



## NYGARD CAREER STATISTICS

SEASON	TEAM	LEAGUE	REGULAR SEASON					PLAYOFFS						
			GP	G	A	PTS	PIM	+/-	GP	G	A	PTS	PIM	+/-
2008-09	Ska IK J20	SWE J20 D1	6	6	7	13	4	n/a	-	-	-	-	-	-
2009-10	Sunne IK J20	SWE JR	9	4	11	15	6	n/a	-	-	-	-	-	-
2009-10	Sunne IK	SWE D1	1	0	0	0	0	n/a	-	-	-	-	-	-
2010-11	Sunne IK J20	SWE JR	8	8	15	23	16	n/a	-	-	-	-	-	-
2010-11	Sunne IK	SWE D1	9	1	1	2	4	n/a	-	-	-	-	-	-
2011-12	Farjestad BK J20	SWE JR SE	49	16	30	46	42	22	5	1	4	5	25	-1
2012-13	Farjestad BK J20	SWE JR SE	37	16	29	45	62	6	6	5	2	7	0	3
2012-13	Farjestad	SHL	28	1	1	2	31	-2	4	0	0	0	0	0
2013-14	Farjestad BK J20	SWE JR SE	6	6	5	11	0	8	-	-	-	-	-	-
2013-14	Farjestad	SHL	50	3	11	14	12	-3	15	0	4	4	4	-4
2014-15	Farjestad	SHL	44	9	5	14	10	-7	3	1	0	1	0	0
2015-16	Farjestad	SHL	47	12	7	19	16	-2	5	1	0	1	0	1
2016-17	Farjestad	SHL	52	16	13	29	26	15	7	0	3	3	2	2
2017-18	Farjestad	SHL	52	17	17	34	28	9	6	1	1	2	4	-4
2018-19	Farjestad	SHL	52	21	14	35	20	15	14	5	5	10	6	-2
<b>SHL TOTALS</b>			<b>325</b>	<b>79</b>	<b>68</b>	<b>147</b>	<b>143</b>	<b>25</b>	<b>54</b>	<b>8</b>	<b>13</b>	<b>21</b>	<b>16</b>	<b>-7</b>
<b>SWE JR SUPERLIT TOTALS</b>			<b>92</b>	<b>38</b>	<b>64</b>	<b>102</b>	<b>104</b>	<b>36</b>	<b>11</b>	<b>6</b>	<b>6</b>	<b>12</b>	<b>25</b>	<b>2</b>



# JOAKIM NYGARD | LW

**SHOOTS:** Left **HEIGHT:** 6'0" **WEIGHT:** 179 lbs

**DOB:** January 8, 1993 **BIRTHPLACE:** Stockholm, SWE **HOMETOWN:** Stockholm, SWE


**BECAME AN OILER:** Signed as an undrafted free agent by the Oilers on May 24, 2019

**CONTRACT STATUS:** Signed through 2019-20

**NHL INFO:** Undrafted

@JoakimNygard

joakimnygard



## 2018-19 HIGHLIGHTS

Signed as an undrafted free agent by the Oilers on May 24, 2019... His seventh season in the Swedish Hockey League (SHL), all with Farjestad BK... Ranked second in the SHL with 21 goals... Improved on his goals total for a seventh consecutive SHL season, scoring one, three, nine, 12, 16 and 17 goals per season, prior to reaching 21 goals in 2019-20... Scored six power play goals... Had a season-high seven shots on net on Dec. 19 vs. Orebro... HAd points in six consecutive games from Dec. 19-Jan.5, posting six points (5G, 1A)... Appeared in nine games with the Swedish National Team, posting four points (2G, 2A), six penalty minutes and a -2 plus-minus rating.

## CAREER HIGHLIGHTS

**EUROPE:** Has appeared in 325 SHL games over six seasons, posting 147 points (79G, 68A), 69 points coming in his last two SHL seasons... Has appeared in 54 SHL playoff games with 21 points... Helped Farjestad reach the SHL final in 2013-14... Played in the 2014 SHL All-Star Game. **AMATEUR:** Led the Swedish Junior Elite League with 16 assists in 2012-13, as Farjestad BK J20 finished third overall in the league... Also finished second in team and league scoring in 2012-13, despite playing much of the season in the SHL... **INTERNATIONAL:** Has appeared in 18 games with the Swedish National Team, including nine games on the European Hockey Tour (EHT) in 2018-19, posting four points (2G, 2A).

## SHOOTOUTS/ PENALTY SHOTS

NAME	2018-19			CAREER		
	G	A	%	G	A	%
Shootouts	0	0	n/a	0	0	n/a
Penalty Shots	0	0	n/a	0	2	n/a

## OILER FIRSTS

FIRSTS	DATE	GAME
First GP:	-	-
First Assist:	-	-
First Goal:	-	-
First Goal details:	-	-

## NHL FIRSTS

FIRSTS	DATE	GAME
First GP:	-	-
First Assist:	-	-
First Goal:	-	-
First Goal details:	-	-

## MOSTS

CATEGORIES	MOST	MOST RECENTLY			OPP	GA	DETAILS
		DATE	TEA	GF			
Goals	-	-	-	-	-	-	-
Assists	-	-	-	-	-	-	-
Points	-	-	-	-	-	-	-
Shots on goal	-	-	-	-	-	-	-
Penalty minutes	-	-	-	-	-	-	-
Hat tricks	-	-	-	-	-	-	-
Multi-point games	-	-	-	-	-	-	-

## STREAKS

LONGEST PERSONAL STREAKS	MOST RECENTLY			DETAILS
	START	TO	END	
Goals	-	-	-	-
Assists	-	-	-	-
Points	-	-	-	-

## CAREER HIGHS (ONE SEASON)

CATEGORY	CAREER HIGH	SEASON	CATEGORY	CAREER HIGH	SEASON
Games played	-	-	Game-winning goals	-	-
Goals	-	-	Overtime goals	-	-
Assists	-	-	Shots on net	-	-
Points	-	-	Hits	-	-
Penalty minutes	-	-	Blocked shots	-	-
Plus-minus	-	-	Takeaways	-	-
Power play goals	-	-	Faceoffs	-	-
Power play points	-	-	Faceoff wins	-	-
Shorthanded goals	-	-			
Shorthanded points	-	-			

# 34



## PERSSON CAREER STATISTICS

SEASON	TEAM	LEAGUE	GP	REGULAR SEASON					PIM	+/-	GP	PLAYOFFS				
				G	A	PTS	PIM	+/-				G	A	PTS	PIM	+/-
2010-11	Kristianstads IK J20	SWE JR D1	20	4	8	12	6	n/a	-	-	-	-	-	-		
2011-12	Kristianstads IK J20	SWE JR D1	19	6	16	22	n/a	n/a	-	-	-	-	-	-		
2011-12	Kristianstads IK	SWE D1	17	0	1	1	0	1	-	-	-	-	-	-		
2012-13	Kristianstads/Osby J20	SWE JR D1	8	9	9	18	16	n/a	4	1	5	6	6	n/a		
2012-13	Kristianstads IK	SWE D1	25	0	2	2	2	0	-	-	-	-	-	-		
2012-13	Osby IK	SWE D2	15	2	7	9	12	n/a	-	-	-	-	-	-		
2013-14	Kristianstads IK	SWE D1	10	0	1	1	6	3	-	-	-	-	-	-		
2013-14	Osby IK	SWE D2	26	3	13	16	18	n/a	6	5	11	16	12	n/a		
2014-15	Tyringe SoSS	SWE D2	36	11	35	46	4	n/a	12	1	8	9	4	n/a		
2015-16	Tyringe SoSS	SWE D1	31	6	10	16	10	1	-	-	-	-	-	-		
2016-17	Kristianstads IK	SWE D1	38	10	30	40	6	23	14	2	11	13	4	2		
2017-18	Vaxjo Lakers HC	SHL	51	6	28	34	8	17	13	1	4	5	0	6		
2018-19	Vaxjo Lakers HC	SHL	50	6	25	31	8	6	-	-	-	-	-	-		
<b>SHL TOTALS</b>			<b>101</b>	<b>12</b>	<b>53</b>	<b>65</b>	<b>16</b>	<b>23</b>	<b>13</b>	<b>1</b>	<b>4</b>	<b>5</b>	<b>0</b>	<b>6</b>		
<b>SWE D1 TOTALS</b>			<b>121</b>	<b>16</b>	<b>44</b>	<b>60</b>	<b>24</b>	<b>28</b>	<b>14</b>	<b>2</b>	<b>11</b>	<b>13</b>	<b>4</b>	<b>2</b>		
<b>SWE D2 TOTALS</b>			<b>77</b>	<b>16</b>	<b>55</b>	<b>71</b>	<b>34</b>	<b>n/a</b>	<b>18</b>	<b>6</b>	<b>19</b>	<b>25</b>	<b>16</b>	<b>n/a</b>		

# JOEL PERSSON | D

**SHOOTS:** Right **HEIGHT:** 6'1" **WEIGHT:** 190 lbs

**DOB:** March 4, 1994 **BIRTHPLACE:** Kristianstad, SWE **HOMETOWN:** Osby, SWE

**BECAME AN OILER:** Signed by the Oilers as an undrafted free agent on May 18, 2019

**CONTRACT STATUS:** Signed through 2019-20

**NHL INFO:** Undrafted

 @joelpersson15

 joelpersson36



## 2018-19 HIGHLIGHTS

His second season with the SHL's Växjö Lakers, on loan from the Oilers... Led all of Växjö's defencemen in scoring, with 31 points (6G, 25A) in 50 games... Led Växjö in scoring in the Champions Hockey League, with eight points (3G, 5A) in six games... An injury kept him out of the SHL playoffs and the 2019 World Hockey Championship, where he would have made his world championship debut... Made his Swedish National Team debut, appearing in nine international games, posting three assists, two penalty minutes and a +1 plus-minus rating.

## CAREER HIGHLIGHTS

**EUROPE:** Helped Växjö win the SHL Championship in 2017-18, his rookie SHL season... Finished in team scoring in his rookie SHL season, with 34 points (6G, 28A), ranking first among the team's defencemen... Led the team in scoring in Champions Hockey League play, posting 11 points (1G, 11A) in 13 games... Signed with Växjö for the 2016-17 season, after five seasons in Divisions 1 and 2, Sweden's third and fourth top professional leagues after the SHL and the Sweden Allsvenskan... Had the most assists by a defenceman in the 2017-18 Champions Hockey League... In 2016-17, with Kristianstads IK in Sweden's Division 1, he led all defencemen with 40 points (10G, 30A)... Helped Tyringe SoSS earn a promotion from Division 2 to Division 1 in 2014-15, finished second in team scoring with 46 points (11G, 35A) in 36 games. **INTERNATIONAL:** Made his Swedish National Team debut in 2018-19, appearing in nine international games, posting three assists, two penalty minutes and a +1 plus-minus rating. **NOTES:** While playing with Kristianstads IK in Sweden's Divisions 1 and 2 through 2012 and 2017, he was also a teacher's assistant in a middle school.

## SHOOTOUTS/ PENALTY SHOTS

NAME	2018-19			CAREER		
	G	A	%	G	A	%
Shootouts	0	0	n/a	0	0	n/a
Penalty Shots	0	0	n/a	0	2	n/a

## OILER FIRSTS

FIRSTS	DATE	GAME
First GP:	-	-
First Assist:	-	-
First Goal:	-	-
First Goal details:	-	

## NHL FIRSTS

FIRSTS	DATE	GAME
First GP:	-	-
First Assist:	-	-
First Goal:	-	-
First Goal details:	-	

## MOSTS

CATEGORIES	MOST	MOST RECENTLY				OPP	GA	DETAILS
		DATE	TEA	GF	OPP			
Goals	-	-	-	-	-	-	-	
Assists	-	-	-	-	-	-	-	
Points	-	-	-	-	-	-	-	
Shots on goal	-	-	-	-	-	-	-	
Penalty minutes	-	-	-	-	-	-	-	
Hat tricks	-	-	-	-	-	-	-	
Multi-point games	-	-	-	-	-	-	-	

## STREAKS

LONGEST PERSONAL STREAKS	MOST RECENTLY			DETAILS
	START	TO	END	
Goals	-	-	-	-
Assists	-	-	-	-
Points	-	-	-	-

## CAREER HIGHS (ONE SEASON)

CATEGORY	CAREER HIGH	SEASON	CATEGORY	CAREER HIGH	SEASON
Games played	-	-	Game-winning goals	-	-
Goals	-	-	Overtime goals	-	-
Assists	-	-	Shots on net	-	-
Points	-	-	Hits	-	-
Penalty minutes	-	-	Blocked shots	-	-
Plus-minus	-	-	Takeaways	-	-
Power play goals	-	-	Faceoffs	-	-
Power play points	-	-	Faceoff wins	-	-
Shorthanded goals	-	-			
Shorthanded points	-	-			



4



## KRIS RUSSELL CAREER STATISTICS

SEASON	TEAM	LEAGUE	REGULAR SEASON						PLAYOFFS					
			GP	G	A	PTS	PIM	+/-	GP	G	A	PTS	PIM	+/-
2003-04	Medicine Hat	WHL	55	4	15	19	30	-1	20	3	2	5	4	8
2003-04	CAN U17 Pacific	WU17	6	1	4	5	0	n/a	Won a silver medal					
2003-04	Medicine Hat	MemCup	4	0	0	0	0	0	Won a gold medal					
2004-05	CAN U18	U18 WCup	5	0	1	1	2	n/a	-					
2004-05	Medicine Hat	WHL	72	26	35	61	37	29	10	2	1	3	4	2
2005-06	Medicine Hat	WHL	55	14	33	47	18	8	13	4	8	12	11	5
2005-06	CAN U20	WJC	6	1	3	4	4	6	Won a gold medal					
2006-07	Medicine Hat	WHL	59	32	37	69	56	14	23	4	15	19	24	4
2006-07	Medicine Hat	MemCup	4	0	1	1	4	-1	-					
2006-07	CAN U20	WJC	6	4	2	6	0	3	Won a gold medal					
2007-08	COLUMBUS	NHL	67	2	8	10	14	-12	-	-	-	-	-	-
2008-09	COLUMBUS	NHL	66	2	19	21	28	-10	4	1	1	2	2	0
2008-09	Syracuse	AHL	14	3	5	8	0	-3	-	-	-	-	-	-
2009-10	COLUMBUS	NHL	70	7	15	22	32	3	-	-	-	-	-	-
2009-10	Canada	WHC	7	1	3	4	2	-2	Finished seventh overall					
2010-11	COLUMBUS	NHL	73	5	18	23	37	-9	-	-	-	-	-	-
2011-12	COLUMBUS	NHL	12	2	1	3	13	-1	-	-	-	-	-	-
2011-12	ST. LOUIS	NHL	43	4	5	9	12	13	9	0	3	3	5	3
2011-12	Canada	WHC	4	0	3	3	2	4	Finished fifth overall					
2012-13	TPS	SM-Liiga	15	2	12	14	8	-1	-	-	-	-	-	-
2012-13	ST. LOUIS	NHL	33	1	6	7	9	6	-	-	-	-	-	-
2013-14	CALGARY	NHL	68	7	22	29	15	-11	-	-	-	-	-	-
2014-15	CALGARY	NHL	79	4	30	34	17	18	11	2	5	7	7	-9
2015-16	CALGARY	NHL	51	4	11	15	8	-4	-	-	-	-	-	-
2015-16	DALLAS	NHL	11	0	4	4	2	-1	12	0	4	4	4	1
2016-17	EDMONTON	NHL	68	1	12	13	23	5	13	0	4	4	4	2
2017-18	EDMONTON	NHL	78	4	17	21	8	-7	-	-	-	-	-	-
2018-19	EDMONTON	NHL	72	3	13	16	27	5	-	-	-	-	-	-
<b>NHL TOTALS</b>			<b>791</b>	<b>76</b>	<b>120</b>	<b>196</b>	<b>141</b>	<b>50</b>	<b>49</b>	<b>3</b>	<b>17</b>	<b>20</b>	<b>22</b>	<b>-3</b>
<b>NHL TOTALS - EDMONTON</b>			<b>218</b>	<b>8</b>	<b>42</b>	<b>50</b>	<b>58</b>	<b>3</b>	<b>13</b>	<b>0</b>	<b>4</b>	<b>4</b>	<b>4</b>	<b>2</b>
<b>AHL TOTALS</b>			<b>14</b>	<b>3</b>	<b>5</b>	<b>8</b>	<b>0</b>	<b>-3</b>	-	-	-	-	-	-

# KRIS RUSSELL | D


**SHOOTS:** Left **HEIGHT:** 5'10" **WEIGHT:** 170 lbs

**DOB:** May 2, 1987 **BIRTHPLACE:** Red Deer, AB **HOMETOWN:** Caroline, AB

**BECAME AN OILER:** Signed as an unrestricted free agent by the Oilers on Oct. 7, 2016

**CONTRACT STATUS:** Signed through 2020-21

**NHL INFO:** Columbus' third round selection, 67th overall, in the 2005 NHL Draft



## 2018-19 HIGHLIGHTS

His 12th NHL season, third with Edmonton... Led the team in blocked shots for a third consecutive season, ranking third in the NHL... Averaged 20:26 in ice-time per game... Had the team's second best plus-minus rating (+5)... Missed ten games due to an injury suffered on Dec. 11, returning to action on Jan. 6... Had a +3 plus-minus rating in four games this season... Had a season high nine blocked shots on Mar. 9 vs. TOR... Had three multiple point games this season (Oct. 23 vs. PIT, Nov. 13 vs. MTL, Mar. 2 @ CBJ), giving him 31 career multiple point games... Played a season-high 25:17 on Oct. 16 @ WPG.

## CAREER HIGHLIGHTS

**2017-18:** Led the NHL with 223 blocked shots, reaching 200+ blocked shots for a fifth consecutive season... Over the past five seasons, Russell has led the NHL in blocked shots three times, finishing twice once and third once... Came within one game of matching his career-best of 79 games played... Reached a season-high 26:29 in ice-time on Apr. 2 @ MIN... Reached 20+ minutes played in 25 games... Played in his 700th NHL game on Feb. 20 vs. BOS... Played in his 100th game as an Oiler on Dec. 14... Had a season-high five shots on net on Dec. 12 vs. NSH... Posted his 200th career NHL point vs. TOR on Nov. 30... Posted his 27th career multi-point game against Vancouver, his first since 10/12/17 vs. CGY in the Oilers 2016-17 season opener, and first regular season game at Rogers Place. **2016-17:** Signed a four-year contract extension with Edmonton on June 23, 2017, through 2020-21... Led the Oilers and the NHL with 213 blocked shots and averaged blocked shots per game (3.1), marking the fourth consecutive season he has finished among the top three in the NHL... Only had three games all season in which he didn't post at least one blocked shot... Played his 600th career NHL game on Dec. 19 @ STL... Had a season-high nine blocked shots against SJS, on Apr. 6... Had a season-high 26:52 in ice-time on Dec. 9 at MIN. **PLAYOFFS:** Led the NHL playoffs in blocked shots with 54, through the end of the conference semi-finals... Led the team and tied for fourth in takeaways (9) in the same time period. **2015-16:** Finished the season with Dallas, after being acquired from Calgary on Feb. 29, in exchange for Jyrki Jokipakka, Brett Pollock and a conditional draft pick. **2014-15:** Set a career-high with 34 points and 30 assists, in 79 games... **2013-14:** Scored his first goal with Calgary and added an assist (which tied a career-high in points in a game and was his 100th career point) and was a career-high +5 on Oct. 26... Finished second on Calgary and third in the NHL in blocked shots with 201... Acquired by Calgary from St. Louis on July 5, in exchange for a fifth round draft pick. **2012-13:** Appearing in 33 games with STL... Also played in 15 games for TPS of the Finnish SM-liiga league during the NHL lockout... **PLAYOFFS:** Played in nine games ranking second among Blues defenceman with three points (3A). **2010-11:** Ranked second on the club in blocked shots (128). **2009-10:** Led club defencemen in goals (7), while ranking third in points (22)... Played the 200th game of his NHL career on Mar. 30 vs. Tampa. **2008-09:** Played the 100th game of his NHL career Jan. 30 vs. Ottawa. **PLAYOFFS:** Made his Stanley Cup Playoffs debut in Game 1 of the Western Conference Quarter-Finals Apr. 16 at Detroit... Recorded the first point of his playoffs career with an assist (Kristian Huselius goal) and scored his first goal in Game 4 of the Western Conference Quarter-Finals on Apr. 23 vs. Detroit (Chris Osgood)... **2007-08:** First professional season with Columbus... Made his NHL debut and recorded his first NHL point with an assist (Rick Nash goal) on Oct. 5 vs. ANA... Scored the first two goals of his NHL career, including the game-winner, Jan. 22 at Dallas (Mike Smith). **AMATEUR:** Played with the WHL's Medicine Hat Tigers from 2003-2007, serving as team captain from 2005-07... Part of two WHL Championship teams in Medicine Hat, in 2004 and in 2007. **INTERNATIONAL:** Has played for Canada internationally at one U18 Junior World Cup, now the Hlinka Gretzky Cup (2004), two World Junior Hockey Championships (2006, 2007) and two World Hockey Championships, winning three gold medals. **NOTES:** He and his wife Casi have one child, Bray... Has a twin brother, Ryan, who was drafted by the New York Rangers and now scouts for the San Jose Sharks... His father, Doug 'Shakey', worked on Alberta's rodeo circuit as a bullfighter.

## SHOOTOUTS/ PENALTY SHOTS

NAME	2018-19			CAREER		
	G	A	%	G	A	%
Shootouts	0	0	n/a	0	2	0.0
Penalty Shots	0	0	n/a	0	0	n/a

## OILER FIRSTS

FIRSTS	DATE	GAME		
First GP:	10/12/16	EDM 7 @ ANA 4		14:24TOI, 2A
First Assist:	10/12/16	EDM 7 @ FLA 4		1G, 1A
First Goal:	2/22/17	EDM 4 @ FLA 3		1G, 1A
First Goal details:	vs. James Riemer @ 12:02 of period 3			

## NHL FIRSTS

FIRSTS	DATE	GAME		
First GP:	10/05/07	CBJ 4 vs. ANA 0		1A, 5 SOG
First Assist:	10/05/07	CBJ 4 vs. ANA 0		
First Goal:	1/22/08	CBJ 4 @ DAL 2		2G
First Goal details:	vs. Mike Smith @ 14:26 of period 2			

## MOSTS

CATEGORIES	MOST	MOST RECENTLY					DETAILS
		DATE	TEA	GF	OPP	GA	
Goals	2 (1X)	3/8/15	CGY	4	@	OTT	5 (SO)
Assists	3 (1X)	3/11/15	CGY	6	vs.	ANA	3
Points	3 (4X)	3/11/15	CGY	6	vs.	ANA	3A
Shots on goal	6 (2X)	1/21/13	STL	4	@	NSH	3 (SO)
Penalty minutes	12 (1X)	3/26/09	CBJ	5	vs.	CGY	0
Hat tricks	0						
Multi-point games	31	3/2/19	EDM	4	@	CBJ	0 2A

## STREAKS

LONGEST PERSONAL STREAKS	START	MOST RECENTLY			DETAILS
		TO	END		
Goals	2 (1X)	11/30/09	TO	12/1/09	2G, 1A
Assists	4 (1X)	10/19/14	TO	10/25/14	5A
Points	4 (4X)	3/6/15	TO	3/11/15	2G, 6A

## CAREER HIGHS (ONE SEASON)

CATEGORY	CAREER HIGH	SEASON	CATEGORY	CAREER HIGH	SEASON
Games played	79	2014-15	Game-winning goals	1 (7X)	2015-16
Goals	7	2009-10, 2013-14	Overtime goals	1 (3X)	2015-16
Assists	30	2014-15	Shots on net	111	2014-15
Points	34	2014-15	Hits	101	2009-10
Penalty minutes	34	2014-15	Blocked shots	283	2014-15
Plus-minus	+18	2014-15	Takeaways	51	2014-15
Power play goals	4	2013-14	Faceoffs	-	-
Power play points	14	2014-15	Faceoff wins	-	-
Shorthanded goals	-	-			
Shorthanded points	1 (3X)	2018-19			



# 52



## PATRICK RUSSELL CAREER STATISTICS

SEASON	TEAM	LEAGUE	REGULAR SEASON						PLAYOFFS					
			GP	G	A	PTS	PIM	+/-	GP	G	A	PTS	PIM	+/-
2009-10	Denmark U18	WU18 D1	5	2	7	9	0	7	Won silver medal					
2010-11	Linköping HC J20	Swe JE	4	0	0	0	2	n/a						
2010-11	Denmark U18	WU18 D1	5	5	9	14	0	7	Won gold medal					
2010-11	Denmark U20	WJC D1	5	7	1	8	2	8	Won gold medal					
2011-12	Linköping HC J20	Swe JE	1	0	0	0	0	0	1	0	0	0	0	0
2012-13	Linköping HC J20	Swe JE	37	18	18	36	6	24	5	0	3	3	4	-1
2012-13	Denmark U20	WJC D1A	5	1	1	2	18	0	Won bronze medal					
2013-14	Waterloo	USHL	55	29	20	49	40	21	12	5	3	8	6	3
2014-15	St. Cloud State	NCHC	40	10	15	25	12	-5						
2015-16	St. Cloud State	NCHC	41	20	21	41	14	24						
2016-17	Bakersfield	AHL	68	8	9	17	22	-8						
2016-17	Denmark	WHC	7	1	0	1	0	-2	Finished 12th overall					
2017-18	Bakersfield	AHL	68	14	13	27	48	-8						
2017-18	Denmark	WHC	7	0	0	0	0	0	Finished 10th overall					
2018-19	EDMONTON	NHL	6	0	0	0	2	0						
2018-19	Bakersfield	AHL	51	18	22	40	32	30	10	2	5	7	4	3
<b>NHL TOTALS</b>			<b>6</b>	<b>0</b>	<b>0</b>	<b>0</b>	<b>2</b>	<b>0</b>						
<b>AHL TOTALS</b>			<b>187</b>	<b>40</b>	<b>44</b>	<b>84</b>	<b>102</b>	<b>21</b>	<b>10</b>	<b>2</b>	<b>5</b>	<b>7</b>	<b>4</b>	<b>3</b>
<b>NCAA TOTALS</b>			<b>81</b>	<b>30</b>	<b>36</b>	<b>66</b>	<b>26</b>	<b>19</b>						
<b>USHL TOTALS</b>			<b>55</b>	<b>29</b>	<b>20</b>	<b>49</b>	<b>40</b>	<b>21</b>	<b>12</b>	<b>5</b>	<b>3</b>	<b>8</b>	<b>6</b>	<b>3</b>
<b>SWE SUPERELIT TOTALS</b>			<b>42</b>	<b>18</b>	<b>18</b>	<b>36</b>	<b>8</b>	<b>24</b>	<b>6</b>	<b>0</b>	<b>3</b>	<b>3</b>	<b>4</b>	<b>-1</b>



# PATRICK RUSSELL | RW

**SHOOTS:** Right **HEIGHT:** 6'1" **WEIGHT:** 207 lbs

**DOB:** January 4, 1993 **BIRTHPLACE:** Holte, DEN **HOMETOWN:** Holte, DEN

**BECAME AN OILER:** Signed as an undrafted college free agent by the Oilers on May 9, 2016

**CONTRACT STATUS:** Signed through 2019-20

**NHL INFO:** Undrafted

 patrickrussell93



## 2018-19 HIGHLIGHTS

His second professional season... Signed a one-year contract extension with the Oilers on June 8, 2018... Finished fourth in team scoring with Bakersfield (AHL), set new personal highs in 2018-19, with 40 points, 18 goals and 22 assists with Bakersfield (AHL)... Also ranked fourth in team scoring during the AHL playoffs, posting seven points (2G, 5A) in 10 games, including one shorthanded goal... Made his NHL debut on Nov. 17 @ CGY... Has six career shorthanded goals with Bakersfield, a franchise high.

## CAREER HIGHLIGHTS

**MINOR PROFESSIONAL:** Has appeared in 187 AHL regular season games for Bakersfield over two seasons... Posted 27 points (14G, 13A) in 68 games as an AHL rookie in 2016-17. **AMATEUR:** Played two seasons at St. Cloud State, capturing the NCHC title in 2016... Was named to the 2015 All-NCHC Rookie Team... Played one season with the USHL's Waterloo Black Hawks in 2013-14... Muskegon's seventh round pick, 92nd overall, in the 2013 USHL Entry Draft. **INTERNATIONAL:** Played for Denmark at the 2016, 2017 and 2018 World Championships... Has represented Denmark at two World Under-18 Championships, D1 and two World Junior Championships, D1, serving as a team captain at the 2013 WHC, Division 1A. **NOTES:** His sister Emma plays with the Danish National Women's Team, and has played in five world championships (D1A, D1B).

## SHOOTOUTS/ PENALTY SHOTS

NAME	2018-19			CAREER		
	G	A	%	G	A	%
Shootouts	0	0	n/a	0	0	n/a
Penalty Shots	0	0	n/a	0	0	n/a

## OILER FIRSTS

FIRSTS	DATE	GAME					
First GP:	11/17/18	EDM 2 @ CGY 4					TOI 8:37
First Assist:	-	-	-	-	-	-	-
First Goal:	-	-	-	-	-	-	-
First Goal details:	-	-	-	-	-	-	-

## NHL FIRSTS

FIRSTS	DATE	GAME					
First GP:	11/17/18	EDM 2 @ CGY 4					TOI 8:37
First Assist:	-	-	-	-	-	-	-
First Goal:	-	-	-	-	-	-	-
First Goal details:	-	-	-	-	-	-	-

## MOSTS

CATEGORIES	MOST	MOST RECENTLY						DETAILS
		DATE	TEA	GF	OPP	GA		
Goals	-	-	-	-	-	-	-	
Assists	-	-	-	-	-	-	-	
Points	-	-	-	-	-	-	-	
Shots on goal	3	11/18/18	EDM	3	vs. VGK	6		
Penalty minutes	2	12/5/18	EDM	3	@ STL	2	(SO)	
Hat tricks	0							
Multi-point games	-	-	-	-	-	-	-	

## STREAKS

LONGEST PERSONAL STREAKS	MOST RECENTLY			DETAILS
	START	TO	END	
Goals	-	-	-	-
Assists	-	-	-	-
Points	-	-	-	-

## CAREER HIGHS (ONE SEASON)

CATEGORY	CAREER HIGH	SEASON	CATEGORY	CAREER HIGH	SEASON
Games played	6	2018-19	Game-winning goals	2	2017-18
Goals	-	-	Overtime goals	-	-
Assists	-	-	Shots on net	6	2018-19
Points	-	-	Hits	9	2018-19
Penalty minutes	2	2018-19	Blocked shots	2	2018-19
Plus-minus	0	2018-19	Takeaways	3	2018-19
Power play goals	-	-	Faceoffs	-	-
Power play points	-	-	Faceoff wins	-	-
Shorthanded goals	-	-			
Shorthanded points	-	-			

# 23



## SHEAHAN CAREER STATISTICS

SEASON	TEAM	LEAGUE	REGULAR SEASON						PLAYOFFS					
			GP	G	A	PTS	PIM	+/-	GP	G	A	PTS	PIM	+/-
2007-08	St. Catharines Jr. B	GOJHL	45	22	39	61	39	n/a	16	5	10	15	14	n/a
2008-09	St. Catharines Jr. B	GOJHL	40	27	46	73	55	n/a	11	8	5	13	30	n/a
2009-10	Notre Dame	CCHA	37	6	11	17	22	-10	-	-	-	-	-	-
2010-11	Notre Dame	CCHA	40	5	17	22	28	-6	-	-	-	-	-	-
2011-12	Notre Dame	CCHA	37	9	16	25	24	0	-	-	-	-	-	-
2011-12	DETROIT	NHL	1	0	0	0	4	0	-	-	-	-	-	-
2011-12	Grand Rapids	AHL	7	1	1	2	0	-2	-	-	-	-	-	-
2012-13	DETROIT	NHL	1	0	0	0	0	0	-	-	-	-	-	-
2012-13	Grand Rapids	AHL	72	16	20	36	33	5	24	3	13	16	10	7
2013-14	DETROIT	NHL	42	9	15	24	6	8	5	0	0	0	0	-1
2013-14	Grand Rapids	AHL	31	8	10	18	12	-2	8	1	4	5	0	-5
2014-15	DETROIT	NHL	79	13	23	36	16	-3	7	2	1	3	2	-1
2015-16	DETROIT	NHL	81	14	11	25	12	-8	5	0	1	1	4	0
2016-17	DETROIT	NHL	80	2	11	13	14	-29	-	-	-	-	-	-
2017-18	DETROIT	NHL	8	0	0	0	4	0	-	-	-	-	-	-
2017-18	PITTSBURGH	NHL	73	11	21	32	4	4	12	1	2	3	2	-2
2018-19	PITTSBURGH	NHL	49	7	2	9	13	-7	-	-	-	-	-	-
2018-19	FLORIDA	NHL	33	2	8	10	4	-2	-	-	-	-	-	-
<b>NHL TOTALS</b>			<b>447</b>	<b>58</b>	<b>91</b>	<b>149</b>	<b>77</b>	<b>-37</b>	<b>29</b>	<b>3</b>	<b>4</b>	<b>7</b>	<b>8</b>	<b>-4</b>
<b>AHL TOTALS</b>			<b>110</b>	<b>25</b>	<b>31</b>	<b>56</b>	<b>45</b>	<b>1</b>	<b>32</b>	<b>4</b>	<b>17</b>	<b>21</b>	<b>10</b>	<b>2</b>

# RILEY SHEAHAN | C


**SHOOTS:** Left **HEIGHT:** 6'2" **WEIGHT:** 206 lbs

**DOB:** December 7, 1991 **BIRTHPLACE:** St. Catharines, ON **HOMETOWN:** St. Catharines, ON

**BECAME AN OILER:** Signed as a free agent by the Oilers on September 6, 2019

**CONTRACT STATUS:** Signed through 2019-20

**NHL INFO:** Detroit's first round selection, 21st overall, in the 2010 NHL Draft



## 2018-19 HIGHLIGHTS

Hi sixth NHL season, and first in Florida... Split the season between Florida and Pittsburgh... Has 91 NHL assists, nine assists from reaching 100 career NHL assists... Posted assists in three consecutive games from Feb. 7-10... His first point with Florida, an assist, came on Feb. 7 vs his former team, Pittsburgh... Appeared in his first game with Florida on Feb. 2 vs. VGK... Acquired by Florida on Feb. 1 in a trade with Pittsburgh along with Derick Brassard and draft picks in exchange for Nick Bjugstad and Jared McCann... Scored three goals in five games from Nov. 27-Dec. 6... with Had a season-high TOI of 20:00 with Pittsburgh on Oct. 13 @ MTL.

## CAREER HIGHLIGHTS

**2017-18:** Acquired by Pittsburgh in a trade with Detroit on Oct. 21, along with a fifth round draft pick in exchange for Scott Wilson and a third round draft pick... **2016-17:** Scored two goals in the final game played at Detroit's historic Joe Louis Arena on Apr. 9 vs. NJD... His second goal was the final goal ever scored at the Joe Louis Arena. **2015-16: 2014-15: 2013-14:** Scored goals in three consecutive games to finish the season from Apr. 9-13... **2011-12:** Appeared in his first career NHL game on Apr. 7 vs. CHI... **MINOR PROFESSIONAL:** Won an AHL Championship, the Calder Cup, with Grand Rapids in 2012-13... Led all AHL rookies with 13 assists in 2013 AHL playoffs... Appeared in 110 AHL regular season games with Grand Rapids over three seasons... Also appeared in 32 AHL playoff games with Grand Rapids, posting 21 points (4G, 17A). **AMATEUR:** Played with Notre Dame in the CCHA Conference from 2009-12... Played two seasons with the St. Catharines Jr. B Falcons from 2007-2009.

## SHOOTOUTS/ PENALTY SHOTS

NAME	2018-19			CAREER		
	G	A	%	G	A	%
Shootouts	0	0	n/a	2	5	40.0
Penalty Shots	0	0	n/a	0	0	n/a

## NHL FIRSTS

FIRSTS	DATE	GAME
First GP:	4/7/12	DET 2 vs. CHI 3 (SO)/ TOI 6:03
First Assist:	12/21/13	DET 5 @ TOR 4 (SO)/ 2A
First Goal:	1/11/14	DET 3 @ LAK 1 1G, 1A
First Goal details:	vs. Jonathan Quick, at 17:11 of period 1	

## MOSTS

CATEGORIES	MOST	MOST RECENTLY					
		DATE	TEA	GF	OPP	GA	DETAILS
Goals	2 (3X)	2/18/18	PIT	5	@	CBJ	2G
Assists	2 (7X)	2/2/18	PIT	4	vs.	WSH	7 2A
Points	2 (19X)	3/31/18	PIT	5	vs.	MTL	2 1G, 1A
Shots on goal	6 (2X)	2/23/16	DET	2	vs.	CBJ	1 (SO)
Penalty minutes	5	11/19/18	PIT	4	vs.	BUF	5 (OT)
Hat tricks	0	-	-	-	-	-	-
Multi-point games	19	3/31/18	PIT	5	vs.	MTL	2 1G, 1A

## STREAKS

LONGEST PERSONAL STREAKS		MOST RECENTLY			DETAILS
		START	TO	END	
Goals	3	4/9/14	TO	4/13/14	3G
Assists	3 (1X)	2/7/19	TO	2/10/19	3A
Points	3 (7X)	2/7/19	TO	2/10/19	3A

## CAREER HIGHS (ONE SEASON)

CATEGORY	CAREER HIGH	SEASON	CATEGORY	CAREER HIGH	SEASON
Games played	81	2015-16	Game-winning goals	2 (2X)	2018-19
Goals	14	2015-16	Overtime goals	-	-
Assists	23	2014-15	Shots on net	128	2015-16
Points	36	2014-15	Hits	81	2016-17
Penalty minutes	16	2014-15	Blocked shots	50	2017-18
Plus-minus	+8	2013-14	Takeaways	49	2018-19
Power play goals	5	2014-15	Faceoffs	1,033	2017-18
Power play points	11	2014-15	Faceoff wins	560	2017-18
Shorthanded goals	1 (2X)	2017-18			
Shorthanded points	2	2018-19			



# 41



## SMITH CAREER STATISTICS

SEASON	TEAM	LEAGUE	REGULAR SEASON							PLAYOFFS							
			GP	W	L	OT/T	MIN	GA	SO	GAA	GP	W	L	MIN	GA	SO	GAA
1997-98	Kingston	OPJHL									-	-	-	-	-	-	-
1998-99	Kingston	OPJHL	20				906	53	3.51								
1999-00	Kingston	OPJHL	3				111	11	5.95								
1999-00	Kingston	OHL	15	4	5	0	666	42	3.78								
2000-01	Kingston	OHL	3	0	0	2	136	8	3.51								
2000-01	Sudbury	OHL	43	22	13	7	2571	108	3	2.52	12	7	5	735	26	2	2.12
2001-02	Sudbury	OHL	53	19	28	5	3082	157	3	3.06	5	1	4	302	15	0	2.98
2002-03	Utah	AHL	11	5	5	0	614	33	0	3.22							
2002-03	Lexington	ECHL	27	11	10	4	1553	66	1	2.55	2	0	1	93	8	0	5.14
2003-04	Utah	AHL	21	8	11	0	1186	56	2	2.83							
2004-05	Houston	AHL	45	19	17	3	2408	97	5	2.42	3	1	2	181	4	0	1.33
2005-06	Iowa	AHL	50	25	19	6	3000	125	3	2.50	7	3	4	417	19	0	2.74
2006-07	DALLAS	NHL	23	12	5	2	1213	45	3	2.23							
2007-08	DALLAS	NHL	21	12	9	0	1172	48	2	2.46							
2007-08	TAMPA BAY	NHL	13	3	10	0	774	36	1	2.79							
2008-09	TAMPA BAY	NHL	41	14	18	9	2471	108	2	2.62							
2009-10	TAMPA BAY	NHL	42	13	18	7	2273	117	2	3.09							
2010-11	TAMPA BAY	NHL	22	13	6	1	1202	58	1	2.89	3	1	1	121	2	0	1.00
2010-11	Norfolk	AHL	5	1	4	0	296	9	1	1.83							
2011-12	PHOENIX	NHL	67	38	18	10	3903	144	8	2.21	16	9	7	1027	34	3	1.99
2012-13	PHOENIX	NHL	34	15	12	5	1956	84	5	2.58							
2012-13	Canada	WHC	4	2	2	0	255	7	1	1.65	Finished fifth overall						
2013-14	PHOENIX	NHL	62	27	21	10	3610	159	3	2.64							
2013-14	Canada	OLY	0	-	-	-	-	-	-	-Won gold medal							
2014-15	ARIZONA	NHL	62	14	42	5	3556	187	0	3.16							
2014-15	Canada	WHC	8	8	0	0	480	12	2	1.50	Won gold medal						
2015-16	ARIZONA	NHL	32	15	13	2	1745	77	3	2.64							
2016-17	ARIZONA	NHL	55	19	26	9	3216	156	3	2.92							
2017-18	CALGARY	NHL	55	25	22	6	3191	141	3	2.65							
2018-19	CALGARY	NHL	42	23	16	2	2400	109	2	2.73	5	1	4	319	17	1	3.20
	<b>NHL TOTALS</b>		<b>571</b>	<b>243</b>	<b>236</b>	<b>68</b>	<b>16707</b>	<b>1469</b>	<b>38</b>	<b>2.70</b>	<b>24</b>	<b>11</b>	<b>12</b>	<b>855</b>	<b>53</b>	<b>4</b>	<b>2.17</b>
	<b>AHL TOTALS</b>		<b>55</b>	<b>26</b>	<b>23</b>	<b>4</b>	<b>3296</b>	<b>134</b>	<b>4</b>	<b>2.44</b>	<b>7</b>	<b>3</b>	<b>4</b>	<b>417</b>	<b>19</b>	<b>0</b>	<b>2.74</b>
	<b>ECHL TOTALS</b>		<b>27</b>	<b>11</b>	<b>10</b>	<b>4</b>	<b>1553</b>	<b>66</b>	<b>1</b>	<b>2.55</b>	<b>2</b>	<b>0</b>	<b>1</b>	<b>93</b>	<b>8</b>	<b>0</b>	<b>5.14</b>

# MIKE SMITH | G


**CATCHES:** Left **HEIGHT:** 6'5" **WEIGHT:** 220 lbs

**DOB:** March 22, 1982 **BIRTHPLACE:** Kingston, ON **HOMETOWN:** Kingston, ON

**BECAME AN OILER:** Signed as an unrestricted free agent on July 1, 2019

**CONTRACT STATUS:** Signed through 2018-19

**NHL INFO:** Dallas' fifth round selection, 161st overall, in the 2001 NHL Draft



## 2018-19 HIGHLIGHTS

His 13th NHL season, second with Calgary... Tied a career high with three assists, giving him 15 career assists... Recorded two shutouts, giving him 38 career shutouts... Started all four of Calgary's playoff games vs. Colorado... Now owns the third and fourth most saves in a playoff game in franchise history, with 50 saves on Apr. 15 and 49 saves on Apr. 17... Recorded his fourth career post-season shutout on Apr. 11 vs. COL, making 26 saves.

## CAREER HIGHLIGHTS

**2017-18:** Recorded his first shutout with Calgary on Oct. 9 at ANA, making 43 saves... Recorded his 200th NHL win on Oct. 24 @ NSH... Posted his 35th career shutout on Nov. 30 vs. ARI... Appeared in his 500th career NHL game on Dec. 9 vs. VAN... Played in his second NHL All-Star Game on Jan. 28, playing for Team Pacific... Finished the season with the third best GAA (2.17) among starting goaltenders in the NHL... Finished tied with Pekka Rinne (NSH) for the best road save percentage (0.937) among NHL starting goaltenders... Acquired by Calgary from Arizona in a trade in exchange for Chad Johnson, Brandon Hickey and a conditional third round draft pick on June 17... **2016-17:** His sixth season with the Arizona/Phoenix franchise... Still the franchise leader with 48 wins, 4275 saves and tied with Darcy Kuemper with two shutouts with Arizona/Phoenix. **2015-16:** Appeared in his 400th career NHL game on Nov. 10 vs. LAK... **2014-15:** Appeared in 62 games, his second season with 60+ games and third in four seasons... The first and only NHL season in which he was held without a shutout. **2013-14:** Scored his first NHL goal on Oct. 19 vs. DET, also posting three assists during the season, becoming the 11th goaltender in NHL history to score a goal. **2012-13:** Led the NHL with five shutouts... **2011-12:** Signed as an unrestricted free agent by Phoenix on July 1, 2011... Collected his 100th NHL win on Mar. 22 vs. COL... Had three consecutive shutouts, and a shutout sequence of 23:45 from Mar. 24-Apr. 6... Had a career-long 11-game winning streak from Feb. 4-28, 2012... Led Phoenix to the Western Conference Final for the first time in franchise history, posting an overall .944 save percentage during the playoffs. **2010-11:** His fourth season with Tampa Bay... Made his NHL playoff debut on May 17 in the third period of Game 2 of the Eastern Conference Finals against Boston. **2008-09:** His first full season with Tampa Bay, appearing in 41 games, his career high at that point. **2007-08:** Became the first rookie goaltender to record a shutout for two different teams in the same season... Acquired by Tampa Bay in a trade with Dallas along with Jussi Jokinen, Jeff Halpern and a fourth round draft pick in exchange for Brad Richards and Johan Holmqvist on Feb. 26, 2008... **2006-07:** Named to the 2007 NHL All-Rookie Team... Earned his first NHL win on Oct. 21 with Dallas... **MINOR PROFESSIONAL:** Appeared in 121 AHL games over four seasons, with Utah, Houston, Iowa and Norfolk... Tied an AHL record with three assists in one game... Scored a goal in his first ECHL game, a shutout 2-0 win vs. Dayton on Oct. 26, 2002... **AMATEUR:** Played three seasons in the OHL from 1999 through 2002, with Kingston and Sudbury... **INTERNATIONAL:** Won a gold medal with Canada at the 2015 World Hockey Championship, posting a 1.50 GAA and a .930 SV%, and named one of Canada's Top 3 Players of the tournament... Canada's alternate goaltender at the 2014 Olympic Winter Games, winning a gold medal... Also played for Canada at the 2013 World Hockey Championship, where Canada finished fifth overall. **NOTES:** Had shutouts and wins in his NHL and ECHL debuts... He and his wife Brigitte, a former Canadian World Cup skier, have four children: Aksel, Ajax, Nixon and Kingsley.

## SHOOTOUTS

NAME	2018-19						CAREER					
	W	L	W%	SA	SVS	SV%	W	L	W%	SA	SVS	SV%
Shootouts	0	2	0.000	7	3	0.429	29	37	0.439	213	132	0.620
<b>MOST RECENTLY</b>			<b>DATE</b>		<b>OPP</b>		<b>SH</b>		<b>SV</b>		<b>RES</b>	
			2/14/19		vs. FLA		1		3		L	

## PENALTY SHOTS

NAME	2018-19			CAREER			
	PS	SVS	%	PS	SVS	%	
Penalty Shots	2	1	0.500	13	10	0.769	
<b>MOST RECENTLY</b>	<b>DATE</b>		<b>OPP</b>		<b>SHOOTER</b>		<b>RESULT</b>
	1/2/19		at DET		Athanasiou		G

## NHL FIRSTS

FIRSTS	DATE	GAME				
First GP	10/21/06	DAL 4	@	PHX 0		22 SVS
First Win	10/21/06	DAL 4	@	PHX 0		22 SVS
First Shutout	10/21/06	DAL 4	@	PHX 0		22 SVS

## MOSTS

CATEGORIES	MOST	MOST RECENTLY					
		DATE	TEA	GF	OPP	GA	DETAILS
Shots faced	58 (1X)	12/3/16	ARI	2	vs.	CBJ	3
Saves	60 (1X)	12/3/16	ARI	2	vs.	CBJ	3
Goals against	7 (2X)	10/15/09	TBL	1	vs.	OTT	7 35 SA
Career shutouts	38	12/6/18	CGY	vs.	MIN	0(SO)/ 31 SVS	

## STREAKS

LONGEST PERSONAL STREAKS	MOST RECENTLY			
	START	TO	END	DETAILS
Win streak	6 (2X)	11/25/18	TO	12/8/18
Without reg. loss	7 (1X)	11/18/13	TO	12/31/13
Losing streak	3 (4X)	3/2/19	TO	3/16/19
Winless streak	5 (1X)	11/4/16	TO	12/23/16
Shutout sequence	3	3/24/12	TO	4/6/12

## CAREER HIGHS (ONE SEASON)

CATEGORY	CAREER HIGH	SEASON	CATEGORY	CAREER HIGH	SEASON
Games played	67	2011-12	Saves	1,922	2011-12
Minutes played	3,903	2011-12	Shutouts	8	2011-12
Wins	38	2011-12	Save percentage	0.930	2011-12
Shots faced	2,066	2011-12			










EDMONTON OILERS  
IN THE SYSTEM



# 49 | TYLER BENSON

**POSITION:** LW **SHOOTS:** L **HEIGHT:** 6'0" **WEIGHT:** 190 lbs

**DOB:** March 15, 1998 **BIRTHPLACE:** Edmonton, AB **HOMETOWN:** Edmonton, AB


**OILERS STATUS:** Signed through 2020-21

**NHL DRAFT:** Edmonton's second round selection, 32nd overall, in the 2016 NHL Draft

### REGULAR SEASON

SEASON	TEAM	LEAGUE	GP	REGULAR SEASON					PLAYOFFS					
				G	A	PTS	PIM	+/-	GP	G	A	PTS	PIM	+/-
2013-14	Vancouver	WHL	7	0	0	0	0	-1	-	-	-	-	-	-
2014-15	Vancouver	WHL	62	14	31	45	55	-1	-	-	-	-	-	-
2014-15	CAN U18	WU18	7	1	3	4	8	n/a	Won bronze medal					
2015-16	CAN U18	HLINKA	4	1	4	5	0	n/a	Won gold medal					
2015-16	Vancouver	WHL	30	9	19	28	46	0	-	-	-	-	-	-
2016-17	Vancouver	WHL	33	11	31	42	31	-3	-	-	-	-	-	-
2017-18	Vancouver	WHL	58	27	42	69	39	-1	7	3	8	11	10	0
2017-18	Bakersfield	AHL	5	0	3	3	0	-1	-	-	-	-	-	-
2018-19	Bakersfield	AHL	68	15	51	66	44	21	10	1	6	7	10	2
<b>AHL TOTALS</b>			<b>73</b>	<b>15</b>	<b>54</b>	<b>69</b>	<b>44</b>	<b>20</b>	<b>10</b>	<b>1</b>	<b>6</b>	<b>7</b>	<b>10</b>	<b>2</b>
<b>WHL TOTALS</b>			<b>190</b>	<b>61</b>	<b>123</b>	<b>184</b>	<b>171</b>	<b>-6</b>	<b>7</b>	<b>3</b>	<b>8</b>	<b>11</b>	<b>10</b>	<b>0</b>

Entering his second professional season... Led Bakersfield (AHL) in scoring in his AHL rookie season, with 66 points (15G, 51A) in 68 games... He ranked second in AHL rookie scoring and eighth overall in the AHL... Named to the 2018-19 AHL Second All-Star Team and to the AHL Rookie All-Star Team... Named AHL Rookie of the Month for March... Finished with 20 multi-point games, including a team record 10-game point scoring streak from Mar. 22-30... Played four seasons with the WHL's Vancouver Giants, including two as team captain, posting 69 points (27G, 42A) in 58 games... Joined the AHL's Bakersfield Condors on Apr. 6, recording three assists in five games... Won a bronze medal as an underaged player with Canada at the 2015 U18 World Hockey Championship... Helped Canada's National Under-18 Team win the 2015 Hlinka Memorial tournament (now named the Hlinka Gretzky Cup), serving as an alternate captain... Signed a three-year entry level contract with the Oilers on Dec. 30, 2016.



# FILIP BERGLUND

**POSITION:** D **SHOOTS:** R **HEIGHT:** 6'3" **WEIGHT:** 206 lbs

**DOB:** May 10, 1997 **BIRTHPLACE:** Skelleftea, SWE **HOMETOWN:** Skelleftea, SWE


**OILERS STATUS:** Unsigned draft pick

**NHL DRAFT:** Edmonton's third round selection, 91st overall, in the 2016 NHL Draft

### REGULAR SEASON

SEASON	TEAM	LEAGUE	GP	REGULAR SEASON					PLAYOFFS					
				G	A	PTS	PIM	+/-	GP	G	A	PTS	PIM	+/-
2013-14	Skelleftea AIK J20	Swe JE	5	0	0	0	2	0	-	-	-	-	-	-
2014-15	Skelleftea AIK J20	Swe JE	37	1	10	11	12	-12	5	0	1	1	2	-3
2015-16	Skelleftea AIK J20	Swe JE	43	19	22	41	6	8	5	1	3	4	8	5
2015-16	Skelleftea AIK	SHL	5	0	0	0	1	1	2	0	0	1	0	1
2016-17	Skelleftea AIK J20	Swe JE	10	3	4	7	2	4	-	-	-	-	-	-
2016-17	Skelleftea AIK	SHL	47	0	9	9	10	2	7	0	0	0	0	-2
2017-18	Skelleftea AIK	SHL	44	3	10	13	32	12	16	0	4	4	10	7
2018-19	Skelleftea AIK	SHL	52	2	9	11	22	1	6	0	0	0	2	-5
<b>SHL TOTALS</b>			<b>148</b>	<b>5</b>	<b>28</b>	<b>33</b>	<b>64</b>	<b>16</b>	<b>31</b>	<b>0</b>	<b>4</b>	<b>4</b>	<b>12</b>	<b>1</b>
<b>SWE JUNIORELIT TOTALS</b>			<b>95</b>	<b>23</b>	<b>36</b>	<b>59</b>	<b>22</b>	<b>0</b>	<b>10</b>	<b>1</b>	<b>4</b>	<b>5</b>	<b>10</b>	<b>2</b>

Entering his fourth full season in the Swedish Hockey League (SHL)... Averaged 19:02 in ice-time in 2018-19, third on the team, and also ranked third on the team with 56 blocked shots... Reached the SHL final with Skelleftea AIK in 2017-18... Averaged 17:03 in ice-time and ranked fourth on the team with 49 blocked shots... Joined Skelleftea AIK at the conclusion of the junior season in 2015-16, and appeared in two playoff games, as the team reached the SHL finals, losing to Vaxjo in six games... In 2015-16, he led all defencemen in the Swedish Jr. A League with 19 goals and 41 points.



# MATEJ BLUMEL

**POSITION:** LW **SHOOTS:** L **HEIGHT:** 6'0" **WEIGHT:** 186 lbs

**DOB:** May 31, 2000 **BIRTHPLACE:** Tabor, CZE **HOMETOWN:** Pardubice, CZE

**OILERS STATUS:** Unsigned draft pick

**NHL DRAFT:** Edmonton's fourth round selection, 100th overall, in the 2019 NHL Draft

SEASON	TEAM	LEAGUE	GP	REGULAR SEASON					PLAYOFFS					
				G	A	PTS	PIM	+/-	GP	G	A	PTS	PIM	+/-
2016-17	Pardubice U20	CZE U20	3	1	2	3	2	1	-	-	-	-	-	-
2017-18	Czech Rep U18	HlinkaCup	7	2	2	4	6	0	Won a silver medal					
2017-18	Waterloo	USHL	50	8	10	18	10	-2	2	0	0	0	0	0
2017-18	Czech Rep U18	WU18	7	2	2	4	6	0	Finished fourth overall					
2018-19	Waterloo	USHL	58	30	30	60	22	4	4	3	1	4	2	-3
2018-19	Czech Rep U19	WJAC	6	2	4	6	0	-	-	-	-	-	-	-
<b>USHL TOTALS</b>			<b>108</b>	<b>38</b>	<b>40</b>	<b>78</b>	<b>32</b>	<b>2</b>	<b>6</b>	<b>3</b>	<b>1</b>	<b>4</b>	<b>2</b>	<b>-3</b>
<b>CZE U20 TOTALS</b>			<b>3</b>	<b>1</b>	<b>2</b>	<b>3</b>	<b>2</b>	<b>1</b>	<b>-</b>	<b>-</b>	<b>-</b>	<b>-</b>	<b>-</b>	<b>-</b>

Will play at the University of Connecticut in 2019-20... Finished second in team scoring with the Waterloo (USHL) in 2018-19, with 60 points (30G, 30A) in 59 games... Played for the Czech Republic U18 Team at the 2018 World U18 Hockey Championship, finishing fourth overall... Played in the 2018 USHL/NHL Top Prospects Game, scoring one goal... Joined the USHL's Waterloo Black Hawks for the 2017-18 season... Won a silver medal with the Czech Republic at the 2017 Hlinka Memorial Tournament (now the Hlinka Gretzky Cup)... Played for the Czech Republic Under-17 team at the 2016 World Under-17 Challenge, losing in the quarter-finals... As a 16 year old, he scored 50 points (31G, 19A) in 25 games with HC Dynamo Pardubice U18 in the Czech U18 league... A childhood teammate of fellow Oilers prospect Tomas Mazura.



# 75 | EVAN BOUCHARD

**POSITION:** D **SHOOTS:** R **HEIGHT:** 6'2" **WEIGHT:** 194 lbs

**DOB:** October 20, 1999 **BIRTHPLACE:** Oakville, ON **HOMETOWN:** Oakville, ON

**OILERS STATUS:** Signed through 2021-22

**NHL DRAFT:** Edmonton's first round selection, 10th overall, in the 2018 NHL Draft

SEASON	TEAM	LEAGUE	GP	REGULAR SEASON					PLAYOFFS					
				G	A	PTS	PIM	+/-	GP	G	A	PTS	PIM	+/-
2015-16	London	OHL	43	2	15	17	24	15	10	0	2	2	2	3
2016-17	CAN U18	Hlinka	4	0	0	0	0	-	Finished fifth overall					
2016-17	London	OHL	68	11	33	44	24	30	14	3	4	7	6	4
2017-18	London	OHL	67	25	62	87	54	23	4	1	4	5	6	-5
2018-19	EDMONTON	NHL	7	1	0	1	2	-5	-	-	-	-	-	-
2018-19	London	OHL	45	16	37	53	40	28	11	4	17	21	6	4
2018-19	CAN U20	WJHC	5	0	3	3	0	6	Finished sixth overall					
2018-19	Bakersfield	AHL	-	-	-	-	-	-	8	3	5	8	6	3
<b>NHL TOTALS</b>			<b>7</b>	<b>1</b>	<b>0</b>	<b>1</b>	<b>2</b>	<b>-5</b>	<b>-</b>	<b>-</b>	<b>-</b>	<b>-</b>	<b>-</b>	<b>-</b>
<b>AHL TOTALS</b>			<b>-</b>	<b>-</b>	<b>-</b>	<b>-</b>	<b>-</b>	<b>-</b>	<b>8</b>	<b>3</b>	<b>5</b>	<b>8</b>	<b>6</b>	<b>3</b>
<b>OHL TOTALS</b>			<b>223</b>	<b>54</b>	<b>147</b>	<b>201</b>	<b>142</b>	<b>96</b>	<b>39</b>	<b>8</b>	<b>27</b>	<b>35</b>	<b>20</b>	<b>6</b>

In his second professional season... Ranked second in defenceman scoring with Bakersfield (AHL) in 2018-19, despite missing 16 games to injury... Scored 11 points (2G, 9A) in his last 12 regular season games... Finished with a +14 plus-minus rating, a 22 increase from his rookie season... Recorded his first NHL goal and first multiple-point game (1G, 1A) on Mar. 25, 2018 vs. ANA... Registered his first NHL point, an assist, on Mar. 8 vs. NYI... The first Oiler to wear jersey number #74... Made his NHL debut with the Oilers on Mar. 1 vs. NSH... Finished as Bakersfield's top scoring defenceman in his rookie professional season, posting 18 points (6G, 12A) in 37 games... Played four full seasons with the WHL's Seattle Thunderbirds, from 2013-17, helping Seattle win the 2017 WHL Championship and qualify for the Memorial Cup tournament... Awarded the Bill Hunter Trophy as WHL Defenceman of the Year in 2016-17, ranking third among WHL defencemen with 70 points (28G, 42A)... Played for Canada's National Under-18 program twice, winning gold at the 2014 Hlinka Memorial, now called the Hlinka Gretzky Cup, and a bronze medal at the 2015 World U18 Men's Championship... A First Nations athlete and a member of the Cree Nation... Was honoured and acknowledged for his hockey success at the Assembly of First Nations' annual general meeting in July, 2017... Started an annual hockey school, the Ethan Bear Hockey Skills Camp, in his hometown of Ochapowace in July, 2017.





# SKYLER BRIND'AMOUR

**POSITION:** C **SHOOTS:** L **HEIGHT:** 6'2" **WEIGHT:** 184 lbs

**DOB:** July 27, 1999 **BIRTHPLACE:** Raleigh, NC **HOMETOWN:** Raleigh, NC

**OILERS STATUS:** Unsigned draft pick

**NHL DRAFT:** Edmonton's sixth round selection, 177th overall, in the 2017 NHL Draft

### REGULAR SEASON

### PLAYOFFS

SEASON	TEAM	LEAGUE	GP	G	A	PTS	PIM	+/-	GP	G	A	PTS	PIM	+/-
2016-17	Selects Academy	USPHL 18U	6	3	6	9	2	n/a	1	0	1	1	2	n/a
2016-17	Team USA	USHL	8	1	0	1	0	-10	-	-	-	-	-	-
2016-17	USA U17	USDP	6	1	0	1	0	n/a	-	-	-	-	-	-
2016-17	USA U18	USDP	2	0	0	0	0	n/a	-	-	-	-	-	-
2017-18	Chilliwack	BCHL	52	10	14	24	34	n/a	7	0	3	3	2	n/a
2017-18	Chilliwack	RBC Cup	6	1	4	5	6	n/a	Won RBC Cup					
2018-19	Chilliwack	BCHL	52	13	31	44	39	n/a	11	2	3	5	6	-
	<b>BCHL TOTALS</b>		<b>104</b>	<b>23</b>	<b>45</b>	<b>68</b>	<b>73</b>	<b>n/a</b>	<b>18</b>	<b>2</b>	<b>6</b>	<b>8</b>	<b>8</b>	<b>n/a</b>
	<b>USHL TOTALS</b>		<b>8</b>	<b>1</b>	<b>0</b>	<b>1</b>	<b>0</b>	<b>-10</b>	<b>-</b>	<b>-</b>	<b>-</b>	<b>-</b>	<b>-</b>	<b>-</b>
	<b>USPHL U18 TOTALS</b>		<b>6</b>	<b>3</b>	<b>6</b>	<b>9</b>	<b>2</b>	<b>n/a</b>	<b>1</b>	<b>0</b>	<b>1</b>	<b>1</b>	<b>2</b>	<b>n/a</b>

Will play at Quinnipiac University in 2019-20... Has just completed his second season with the BCHL's Chilliwack Chiefs... Finished fourth in team scoring in Chilliwack, ranking third in assists and second in power play assists (14)... Named Chilliwack's captain on Jan. 24, 2019... Helped Chilliwack capture the 2018 RBC Cup, posting five points in six games... Attended the selection camp for the Canada Junior A West Team, prior to the World Junior A Challenge... Son of former NHL forward and current Head Coach of the NHL's Carolina Hurricanes, Rod Brind'amour.



# 86 | PHILIP BROBERG

**POSITION:** D **SHOOTS:** L **HEIGHT:** 6'4" **WEIGHT:** 197 lbs

**DOB:** June 25, 2001 **BIRTHPLACE:** Orebro, SWE **HOMETOWN:** Orebro, SWE

**OILERS STATUS:** Edmonton's first round selection, 8th overall, in the 2019 NHL Draft

**NHL DRAFT:** Edmonton's first round selection, 8th overall, in the 2019 NHL Draft

### REGULAR SEASON

### PLAYOFFS

SEASON	TEAM	LEAGUE	GP	G	A	PTS	PIM	+/-	GP	G	A	PTS	PIM	+/-
2017-18	Orebro HK J20	SWE JR SE	15	0	2	2	0	-1	-	-	-	-	-	-
2017-18	AIK J20	SWE JR SE	23	6	7	13	6	5	2	1	2	3	0	6
2018-19	SWE U18	HG Cup	5	3	1	4	4	n/a	Won silver medal					
2018-19	AIK J20	SWE JR SE	8	2	6	8	8	3	3	0	1	1	0	3
2018-19	AIK	SWE A	41	2	7	9	14	-1	3	0	0	0	0	-1
2018-19	SWE U20	WJHC	4	0	1	1	0	2	Finished fifth overall					
2018-19	SWE U18	WU18	7	2	4	6	6	2	Won gold medal					
	<b>SWE A TOTALS</b>		<b>41</b>	<b>2</b>	<b>7</b>	<b>9</b>	<b>14</b>	<b>-1</b>	<b>3</b>	<b>0</b>	<b>0</b>	<b>0</b>	<b>0</b>	<b>-1</b>
	<b>SWE JR SE TOTALS</b>		<b>46</b>	<b>8</b>	<b>15</b>	<b>23</b>	<b>14</b>	<b>7</b>	<b>5</b>	<b>1</b>	<b>3</b>	<b>4</b>	<b>0</b>	<b>9</b>

Will play with Skelleftea AIK of the Swedish Hockey League for the 2019-20 season... Played for AIK in the Sweden Allsvenskan, the second top professional league in Sweden... Won a gold medal with Sweden at the 2019 World U18 Hockey Championship, where he was named Top Defenceman... Played for Sweden at the 2019 World Junior Hockey Championship in Vancouver, BC, losing in the quarterfinals... Helped Sweden reach the final game at the 2019 Hlinka Gretzky Cup in Edmonton, AB... Played for Sweden at the 2017 World Under-17 Challenge.



# MATTHEW CAIRNS

POSITION: D SHOOTS: L HEIGHT: 6'3" WEIGHT: 210 lbs

DOB: April 27, 1998 BIRTHPLACE: Mississauga, ON HOMETOWN: Mississauga, ON

OILERS STATUS: Unsigned draft pick

NHL DRAFT: Edmonton's third round selection, 84th overall, in the 2016 NHL Draft

SEASON	TEAM	LEAGUE	REGULAR SEASON						PLAYOFFS					
			GP	G	A	PTS	PIM	+/-	GP	G	A	PTS	PIM	+/-
2014-15	Toronto	OJHL	53	1	9	10	54	n/a	22	1	3	4	18	n/a
2015-16	Georgetown	OJHL	46	9	24	33	42	n/a	22	3	16	19	30	n/a
2016-17	Fargo	USHL	17	0	4	4	12	7	-	-	-	-	-	-
2016-17	Powell River	BCHL	18	2	14	16	26	0	11	0	2	2	10	0
2017-18	Cornell	ECAC	10	1	0	1	0	1	0	0	0	0	0	0
2018-19	Cornell	ECAC	32	2	2	4	20	-2	-	-	-	-	-	-
<b>NCAA TOTALS</b>			<b>42</b>	<b>3</b>	<b>2</b>	<b>5</b>	<b>20</b>	<b>-1</b>	-	-	-	-	-	-
<b>BCHL TOTALS</b>			<b>18</b>	<b>2</b>	<b>14</b>	<b>16</b>	<b>26</b>	<b>0</b>	<b>11</b>	<b>0</b>	<b>2</b>	<b>2</b>	<b>10</b>	<b>0</b>
<b>USHL TOTALS</b>			<b>17</b>	<b>0</b>	<b>4</b>	<b>4</b>	<b>12</b>	<b>7</b>	-	-	-	-	-	-
<b>OJHL TOTALS</b>			<b>99</b>	<b>10</b>	<b>33</b>	<b>43</b>	<b>96</b>	<b>0</b>	<b>44</b>	<b>4</b>	<b>19</b>	<b>23</b>	<b>48</b>	<b>0</b>

Will play at Quinnipiac University in 2019-20... Has just completed his second season with the BCHL's Chilliwack Chiefs... Finished fourth in team scoring in Chilliwack, ranking third in assists and second in power play assists (14)... Named Chilliwack's captain on Jan. 24, 2019... Helped Chilliwack capture the 2018 RBC Cup, posting five points in six games... Attended the selection camp for the Canada Junior A West Team, prior to the World Junior A Challenge... Son of former NHL forward and current Head Coach of the NHL's Carolina Hurricanes, Rod Brind'amour.



# 43 | JOSH CURRIE

POSITION: C SHOOTS: L HEIGHT: 5'11" WEIGHT: 190 lbs

DOB: October 29, 1992 BIRTHPLACE: Charlottetown, PEI HOMETOWN: Charlottetown, PEI

OILERS STATUS: Signed through 2019-20

NHL DRAFT: Signed as an undrafted free agent by the Oilers on July 18, 2018

SEASON	TEAM	LEAGUE	REGULAR SEASON						PLAYOFFS					
			GP	G	A	PTS	PIM	+/-	GP	G	A	PTS	PIM	+/-
2008-09	Summerside	MJAHL	45	8	17	25	7	n/a	-	-	-	-	-	-
2008-09	Summerside	RBC Cup	2	0	0	0	0	n/a	Finished fifth overall					
2009-10	P.E.I.	QMJHL	49	9	6	15	16	-6	5	0	0	0	0	-4
2010-11	P.E.I.	QMJHL	52	9	11	20	9	-3	5	0	0	0	0	-1
2011-12	P.E.I.	QMJHL	68	30	16	46	33	-22	-	-	-	-	-	-
2012-13	P.E.I.	QMJHL	68	49	55	104	62	26	6	1	3	4	6	-2
2013-14	Gwinnett	ECHL	70	15	16	31	41	-21	-	-	-	-	-	-
2014-15	Bakersfield	ECHL	71	14	28	42	49	-20	-	-	-	-	-	-
2015-16	Norfolk	ECHL	13	6	6	12	8	-3	-	-	-	-	-	-
2015-16	Bakersfield	AHL	53	10	14	24	49	8	-	-	-	-	-	-
2016-17	Bakersfield	AHL	67	22	14	36	28	-4	-	-	-	-	-	-
2017-18	Bakersfield	AHL	68	20	26	46	52	3	-	-	-	-	-	-
2018-19	EDMONTON	NHL	21	2	3	5	2	2	-	-	-	-	-	-
2018-19	Bakersfield	AHL	53	27	14	41	17	6	10	1	3	4	6	2
<b>NHL TOTALS</b>			<b>21</b>	<b>2</b>	<b>3</b>	<b>5</b>	<b>2</b>	<b>2</b>	-	-	-	-	-	-
<b>AHL TOTALS</b>			<b>241</b>	<b>79</b>	<b>68</b>	<b>147</b>	<b>146</b>	<b>13</b>	<b>10</b>	<b>1</b>	<b>3</b>	<b>4</b>	<b>6</b>	<b>2</b>
<b>ECHL TOTALS</b>			<b>154</b>	<b>35</b>	<b>50</b>	<b>85</b>	<b>98</b>	<b>-44</b>	-	-	-	-	-	-
<b>QMJHL TOTALS</b>			<b>237</b>	<b>97</b>	<b>88</b>	<b>185</b>	<b>120</b>	<b>-5</b>	<b>16</b>	<b>1</b>	<b>3</b>	<b>4</b>	<b>6</b>	<b>-7</b>
<b>MJAHL TOTALS</b>			<b>45</b>	<b>8</b>	<b>17</b>	<b>25</b>	<b>7</b>	<b>n/a</b>	-	-	-	-	-	-

Entering his seventh season in professional hockey... Is the all-time leader in games (241), assists (68) and points (147) with Bakersfield (AHL)... Led Bakersfield (AHL) with 27 goals in 2018-19, ranking fourth in point scoring with 41 points in 53 games... His third consecutive 20+ goal season in the AHL... Made his NHL debut on Feb. 19 vs. ARI... Scored his first NHL goal on Feb. 23 vs. ANA... Had his first multiple point NHL game on Feb. 28, collecting two assists @ OTT... On Mar. 2, he posted his first two-game point scoring streak, with a goal @ CBJ... An alternate captain with Bakersfield in 2018-19... Signed a two-year contract with the Oilers on July 18, 2018... Led the AHL's Bakersfield Condors in scoring in 2017-18, with 46 points (20G, 26A), in 68 games... Played with the QMJHL's PEI Rocket from 2009-13, serving as team captain for two seasons from 2011-13... Began his professional career with the ECHL's Gwinnett Gladiators in 2013-14... Played for Canada Atlantic at the 2008 World Under-17 Challenge, posting two assists in five games.



# 90 | LOGAN DAY

**POSITION:** D **SHOOTS:** R **HEIGHT:** 6'0" **WEIGHT:** 199 lbs


**DOB:** September 19, 1994 **BIRTHPLACE:** Seminole, FL **HOMETOWN:** Seminole, FL

**OILERS STATUS:** Signed an AHL contract with Bakersfield for the 2018-19 season

**NHL DRAFT:** Undrafted free agent

SEASON	TEAM	LEAGUE	GP	REGULAR SEASON					PLAYOFFS					
				G	A	PTS	PIM	+/-	GP	G	A	PTS	PIM	+/-
2014-15	Providence	H-EAST	2	1	0	1	0	0	-	-	-	-	-	-
2015-16	DID NOT PLAY													
2016-17	Endicott College	NCAA III	30	15	25	40	32	n/a	-	-	-	-	-	-
2017-18	Endicott College	NCAA III	26	15	23	38	31	n/a	-	-	-	-	-	-
2017-18	Bakersfield	AHL	10	2	0	2	4	-1	-	-	-	-	-	-
2018-19	Bakersfield	AHL	64	7	27	34	14	14	9	1	0	1	2	-4
<b>AHL TOTALS</b>			<b>10</b>	<b>2</b>	<b>0</b>	<b>2</b>	<b>4</b>	<b>-1</b>	-	-	-	-	-	-
<b>NCAA III TOTALS</b>			<b>56</b>	<b>30</b>	<b>48</b>	<b>78</b>	<b>83</b>	<b>-</b>	-	-	-	-	-	-

Led all defencemen in scoring with Bakersfield (AHL) in 2018-19, his rookie season... Set a new rookie defenceman franchise record in Bakersfield with 34 points... Also led all Bakersfield defencemen with 120 shots on net... Played two seasons for the Endicott College Gulls of the Commonwealth Coast Conference in NCAA III ... Named to the Division II/III All-Region team by the New England Hockey Writers Association in 2017-18 ... In 2017-18, he was named to the AHC/CCM All-America East First Team and a finalist for the Joe Concannon Award (top player) ... Named his Conference's Player of the Year .... A Dean's List recipient in 2016-17 and was named to the conference's Academic All-Conference Team.



# MAXIM DENEZHKIN

**POSITION:** C **SHOOTS:** L **HEIGHT:** 5'10" **WEIGHT:** 165 lbs

**DOB:** December 10, 2000 **BIRTHPLACE:** Yaroslavl, RUS **HOMETOWN:** Yaroslavl, RUS

**OILERS STATUS:** Unsigned draft pick

**NHL DRAFT:** Edmonton's seventh round selection, 193rd overall, in the 2019 NHL Draft

SEASON	TEAM	LEAGUE	GP	REGULAR SEASON					PLAYOFFS					
				G	A	PTS	PIM	+/-	GP	G	A	PTS	PIM	+/-
2016-17	Yaroslavl-2	NMHL	19	4	8	12	18	9	7	3	2	5	10	2
2017-18	Loko Yaroslavl	MHL	41	4	11	15	20	12	0	0	0	0	0	0
2017-18	Loko Yaroslavl-2	NMHL	12	3	4	7	34	6	10	1	2	3	4	0
2018-19	Yaroslavl	KHL	1	0	0	0	0	-1	-	-	-	-	-	-
2018-19	Loko Yaroslavl	MHL	51	22	17	39	22	27	12	1	6	7	8	5
2018-19	Loko Yaroslavl-2	NML	3	0	1	1	4	-1	-	-	-	-	-	-
<b>KHL TOTALS</b>			<b>1</b>	<b>0</b>	<b>0</b>	<b>0</b>	<b>0</b>	<b>-1</b>	-	-	-	-	-	-
<b>MHL TOTALS</b>			<b>92</b>	<b>26</b>	<b>28</b>	<b>54</b>	<b>42</b>	<b>39</b>	<b>12</b>	<b>1</b>	<b>6</b>	<b>7</b>	<b>8</b>	<b>5</b>

Led Loko Yaroslavl (MHL) in regular season goals and points in 2018-19... Helped Loko Yaroslavl capture a second consecutive Kharlamov Cup, as champions of the MHL (Russian Junior League) in 2018-19... Scored the game-winning goal in the final game of the MHL finals, clinching the Cup for his team... Helped Loko Yaroslavl capture the 2018 Junior Club World Cup in Sochi, Russia, an international tournament featuring eight club teams from around the world... Appeared in first KHL game with Lokomotiv Yaroslavl against Sibir Novosibirsk on Dec. 18, 2018... Also won the Kharlamov Cup with Loko Yaroslavl in 2017-18... Helped Russia win a bronze medal at the 2016 World Under-17 Challenge in Sault Ste. Marie, ON, posting three assists in six games... Played for Russia at the 2016 Youth Olympics in Lillehammer, Norway, winning a bronze medal... Posted two points (1G, 1A) for Russia at the 2016 Youth Olympics.






# 45 | JOSEPH GAMBARDELLA

**POSITION:** C **SHOOTS:** L **HEIGHT:** 5'10" **WEIGHT:** 196 lbs  
**DOB:** December 1, 1993 **BIRTHPLACE:** Staten Island, NY **HOMETOWN:** Staten Island, NY  
**OILERS STATUS:** Signed through the 2018-19 season  
**NHL DRAFT:** Signed as an undrafted free agent by the Oilers on March 28, 2017

SEASON	TEAM	LEAGUE	GP	REGULAR SEASON					PLAYOFFS					
				G	A	PTS	PIM	+/-	GP	G	A	PTS	PIM	+/-
2011-12	NJ Rockets	ATJHL	24	21	7	28	25	n/a	-	-	-	-	-	-
2011-12	Des Moines	USHL	31	4	5	9	2	n/a	-	-	-	-	-	-
2012-13	Des Moines	USHL	48	15	21	36	26	n/a	-	-	-	-	-	-
2013-14	UMass Lowell	H-East	41	5	5	10	8	8	-	-	-	-	-	-
2014-15	UMass Lowell	H-East	38	14	16	30	6	14	-	-	-	-	-	-
2015-16	UMass Lowell	H-East	40	10	27	37	2	17	-	-	-	-	-	-
2016-17	UMass Lowell	H-East	41	18	34	52	22	21	-	-	-	-	-	-
2016-17	Bakersfield	AHL	2	0	0	0	0	0	-	-	-	-	-	-
2017-18	Bakersfield	AHL	50	13	6	19	16	-1	-	-	-	-	-	-
2018-19	EDMONTON	NHL	15	0	3	3	2	2	-	-	-	-	-	-
2018-19	Bakersfield	AHL	50	29	19	48	19	19	10	6	4	10	0	2
<b>NHL TOTALS</b>			<b>15</b>	<b>0</b>	<b>3</b>	<b>3</b>	<b>2</b>	<b>2</b>	-	-	-	-	-	-
<b>AHL TOTALS</b>			<b>106</b>	<b>32</b>	<b>27</b>	<b>70</b>	<b>35</b>	<b>16</b>	<b>10</b>	<b>6</b>	<b>4</b>	<b>10</b>	<b>0</b>	<b>2</b>
<b>NCAA TOTALS</b>			<b>160</b>	<b>47</b>	<b>82</b>	<b>129</b>	<b>38</b>	<b>61</b>	-	-	-	-	-	-
<b>USHL TOTALS</b>			<b>79</b>	<b>19</b>	<b>26</b>	<b>45</b>	<b>28</b>	<b>n/a</b>	-	-	-	-	-	-

Entering his third full professional season... Led Bakersfield (AHL) with 29 goals in 2018-19, in only 50 games, a team record... Ranked second in playoff scoring with Bakersfield, registering 10 points (6G, 4A) in 10 games... Scored the first post-season hat trick in AHL for Bakersfield... Name to the 2019 AHL All-Star Classic... Made his NHL debut with Edmonton on New Year's Eve, Dec. 31, 2018 vs. WPG... Registered his first NHL point, an assist, on Mar. 21 vs. CBJ... Registered his first three NHL points in consecutive games, from Mar. 21-26, vs. CBJ, OTT and LAK... Registered his first professional point in his first AHL game of the 2017-18 season, an assist, on Oct. 12 vs. San Antonio... Scored his first AHL goal on Nov. 2 vs. Texas... Led the UMass-Lowell Riverhawks in scoring in 2016-17... Named to the Hockey East All-Tournament Team for his six-point (1G, 5A) effort and plus four rating in five contests... Was the first UMass Lowell player ever to win the Walter Brown Award, given annually to the top American born player in New England.




# 42 | CAMERON HEBIG

**POSITION:** C **SHOOTS:** R **HEIGHT:** 5'10" **WEIGHT:** 184 lbs  
**DOB:** January 21, 1997 **BIRTHPLACE:** Saskatoon, SK **HOMETOWN:** Saskatoon, SK  
**OILERS STATUS:** Signed through 2019-20  
**NHL DRAFT:** Undrafted; Signed as an undrafted free agent by the Oilers on Dec. 28, 2017

SEASON	TEAM	LEAGUE	GP	REGULAR SEASON					PLAYOFFS					
				G	A	PTS	PIM	+/-	GP	G	A	PTS	PIM	+/-
2014-15	Saskatoon	WHL	72	18	22	40	36	-28	-	-	-	-	-	-
2015-16	Saskatoon	WHL	59	26	43	69	36	-12	-	-	-	-	-	-
2016-17	Saskatoon	WHL	-	-	-	-	-	-	-	-	-	-	-	-
2017-18	Saskatoon	WHL	40	30	28	58	28	-3	-	-	-	-	-	-
2017-18	Regina	WHL	26	11	21	32	16	16	7	6	2	8	8	5
2017-18	Regina	MemCup	5	4	2	6	6	-1	-	-	-	-	-	-
2018-19	Bakersfield	AHL	64	11	18	29	30	6	3	0	0	0	0	-1
<b>AHL TOTALS</b>			<b>64</b>	<b>11</b>	<b>18</b>	<b>29</b>	<b>30</b>	<b>6</b>	<b>3</b>	<b>0</b>	<b>0</b>	<b>0</b>	<b>0</b>	<b>-1</b>
<b>WHL TOTALS</b>			<b>264</b>	<b>98</b>	<b>127</b>	<b>225</b>	<b>136</b>	<b>-62</b>	<b>7</b>	<b>6</b>	<b>2</b>	<b>8</b>	<b>8</b>	<b>5</b>

Has just completed his first professional season, with Bakersfield (AHL)... Had points in eight of his first ten AHL games (6G, 6A, 11PTS)... Played five seasons in the WHL with Saskatoon and Regina... Led Regina in scoring with 90 points in 2017-18, finishing 10th in the WHL with 303 shots on net... Also had a 54.8 faceoff winning percentage... Traded to Regina by Saskatoon on Jan. 10, 2018... Played with Regina in the 2018 Memorial Cup, posting six points (4G, 2A) in five games... Missed the 2016-17 season due to injury... Played for Canada West at the 2013 World Under-17 Challenge.




# 82 | CALEB JONES

**POSITION:** D **SHOOTS:** L **HEIGHT:** 6'1" **WEIGHT:** 190 lbs  
**DOB:** June 6, 1997 **BIRTHPLACE:** Frisco, TX **HOMETOWN:** Frisco, TX  
**OILERS STATUS:** Signed through the 2019-20 season  
**NHL DRAFT:** Edmonton's fourth round selection, 117th overall, in the 2015 NHL Draft

SEASON	TEAM	LEAGUE	GP	REGULAR SEASON					PLAYOFFS					
				G	A	PTS	PIM	+/-	GP	G	A	PTS	PIM	+/-
2013-14	USNTDP	USHL	33	0	7	7	57	-14	-	-	-	-	-	-
2014-15	USNTDP	USHL	25	2	6	8	28	14	-	-	-	-	-	-
2014-15	USA U18	INTL	65	6	18	24	50	n/a	-	-	-	-	-	-
2014-15	USA U18	WU18	7	0	5	5	0	6	Won gold medal					
2015-16	Portland	WHL	72	10	45	55	64	4	4	0	2	2	6	0
2015-16	Bakersfield	AHL	3	0	0	0	2	-2	-	-	-	-	-	-
2016-17	Portland	WHL	63	9	53	62	54	3	11	2	8	10	28	3
2016-17	USA U20	WJHC	7	0	2	2	2	2	Won gold medal					
2017-18	Bakersfield	AHL	58	2	15	17	43	-25	-	-	-	-	-	-
2018-19	EDMONTON	NHL	17	1	5	6	6	-9	-	-	-	-	-	-
2018-19	Bakersfield	AHL	50	6	23	29	28	16	10	0	3	3	6	3
	<b>NHL TOTALS</b>		<b>17</b>	<b>1</b>	<b>5</b>	<b>6</b>	<b>6</b>	<b>-9</b>	-	-	-	-	-	-
	<b>AHL TOTALS</b>		<b>111</b>	<b>8</b>	<b>38</b>	<b>46</b>	<b>73</b>	<b>-11</b>	<b>10</b>	<b>0</b>	<b>3</b>	<b>3</b>	<b>6</b>	<b>3</b>
	<b>WHL TOTALS</b>		<b>135</b>	<b>19</b>	<b>98</b>	<b>117</b>	<b>118</b>	<b>7</b>	<b>15</b>	<b>2</b>	<b>10</b>	<b>12</b>	<b>34</b>	<b>3</b>
	<b>USHL TOTALS</b>		<b>58</b>	<b>2</b>	<b>13</b>	<b>15</b>	<b>85</b>	<b>0</b>	-	-	-	-	-	-

Entering his third professional season... Recorded nine multi-point games for Bakersfield and one multi-goal game... Led Bakersfield defencemen in the AHL playoffs with 22 shots on goal, and tied with Evan Bouchard for the best plus-minus rating (+3)... Made his NHL debut on Dec. 14 vs. PHI... Appeared in 17 NHL games, registering his first point, an assist, on Dec. 18 vs. STL and his first goal on Dec. 29 vs. SJS... Had his first multiple point NHL game on Jan. 6 at ANA, posting two assists... Scored his first professional goal for Bakersfield on Nov. 21, 2017 vs. San Antonio... His first professional point came in his first game, an assist vs. Stockton on Oct. 6, 2017... Led all Portland Winterhawks defencemen in scoring in 2016-17, with 62 points (9G, 53A) and ranked second on the team in assists and fourth in points... Younger brother of Columbus Blue Jackets defenceman Seth Jones and son of former NBA player Popeye Jones... Won gold with the U.S. at the 2015 World U18 Men's Hockey Championship and at the 2017 World Junior Hockey Championship.



# PHILIP KEMP

**POSITION:** D **SHOOTS:** R **HEIGHT:** 6'3" **WEIGHT:** 201 lbs  
**DOB:** February 12, 1999 **BIRTHPLACE:** Greenwich, CT **HOMETOWN:** Greenwich, CT  
**OILERS STATUS:** Unsigned draft pick  
**NHL DRAFT:** Edmonton's seventh round selection, 208th overall, in the 2017 NHL Draft

SEASON	TEAM	LEAGUE	GP	REGULAR SEASON					PLAYOFFS					
				G	A	PTS	PIM	+/-	GP	G	A	PTS	PIM	+/-
2015-16	USA U18	USHL	35	1	3	4	2	-16	-	-	-	-	-	-
2016-17	USA U18	USHL	25	2	2	4	8	7	-	-	-	-	-	-
2016-17	USA U18	USNTDP	39	3	6	9	14	-	-	-	-	-	-	-
2016-17	USA U18	WU18	7	0	2	2	2	7	Won gold medal					
2017-18	Yale	ECAC	26	3	5	8	8	7	-	-	-	-	-	-
	<b>NCAA TOTALS</b>		<b>26</b>	<b>3</b>	<b>5</b>	<b>8</b>	<b>8</b>	<b>7</b>	-	-	-	-	-	-
	<b>USHL TOTALS</b>		<b>60</b>	<b>3</b>	<b>5</b>	<b>8</b>	<b>10</b>	<b>-9</b>	-	-	-	-	-	-

Entering his sophomore season at Yale University... Played for Team USA at the 2018 World Junior Hockey Showcase in August, 2018 in Kamloops, BC... Posted eight points (3G, 5A) in 26 games in his freshman season in 2017-18... Named to the ECAC 2017-18 All-Academic Team... Attended the US National Junior Team Selection Camp prior to the 2018 World Junior Hockey Championship... Completed two seasons with the U.S. National Team Development Program, serving as captain with both the under-17 and under-18 teams... Won a gold medal as an alternate captain with the U.S. at the 2017 U18 World Hockey Championship... His brother Larken played lacrosse for the NLL's Denver Outlaws in 2017-18... His grandfather Phil played football and baseball at Yale in the 1950's and was part of two College World Series teams... His great uncle, Frank Kemp, was a star on the Yale football team in the 1950's.



# MICHAEL KESSELRING

**POSITION:** D **SHOOTS:** R **HEIGHT:** 6'4" **WEIGHT:** 190 lbs


**DOB:** January 13, 2000 **BIRTHPLACE:** Florence, NC **HOMETOWN:** Manchester, NH

**OILERS STATUS:** Unsigned draft pick

**NHL DRAFT:** Edmonton's sixth round selection, 164th overall, in the 2018 NHL Draft

SEASON	TEAM	LEAGUE	GP	REGULAR SEASON				PIM	+/-	GP	PLAYOFFS			
				G	A	PTS	G				A	PTS	PIM	+/-
2014-15	New Hampton	USHS CT	36	3	4	7	-	-	-	-	-	-	-	
2015-16	New Hampton	USHS CT	40	5	11	16	-	-	-	-	-	-	-	
2016-17	New Hampton	USHS CT	30	8	20	28	-	-	-	-	-	-	-	
2017-18	New Hampton	USHS CT	38	11	23	34	23	-	-	-	-	-	-	
2017-18	Des Moines	USHL	12	0	2	2	2	-3	-	-	-	-	-	
2018-19	Des Moines	USHL	33	2	10	12	8	5	-	-	-	-	-	
2018-19	Fargo	USHL	33	7	15	22	20	2	2	0	0	0	0	
	<b>USHS TOTALS</b>		<b>144</b>	<b>27</b>	<b>58</b>	<b>85</b>								
	<b>USHL TOTALS</b>		<b>78</b>	<b>9</b>	<b>27</b>	<b>36</b>	<b>30</b>	<b>4</b>	<b>2</b>	<b>0</b>	<b>0</b>	<b>0</b>	<b>-4</b>	

Led all defencemen in scoring with Bakersfield (AHL) in 2018-19, his rookie season... Set a new rookie defenceman franchise record in Bakersfield with 34 points... Also led all Bakersfield defencemen with 120 shots on net... Played two seasons for the Endicott College Gulls of the Commonwealth Coast Conference in NCAA III ... Named to the Division II/III All-Region team by the New England Hockey Writers Association in 2017-18 ... In 2017-18, he was named to the AHCA/CCM All-America East First Team and a finalist for the Joe Concannon Award (top player) ... Named his Conference's Player of the Year ... A Dean's List recipient in 2016-17 and was named to the conference's Academic All-Conference Team.



# ILYA KONOVALOV

**POSITION:** G **CATCHES:** L **HEIGHT:** 6'0" **WEIGHT:** 194 lbs

**DOB:** July 13, 1998 **BIRTHPLACE:** Yaroslavl, RUS **HOMETOWN:** Yaroslavl, RUS

**OILERS STATUS:** Unsigned draft pick

**NHL DRAFT:** Edmonton's third round selection, 85th overall, in the 2019 NHL Draft

SEASON	TEAM	LEAGUE	GP	W	L	OT/T	MIN	GA	SO	GAA	GP	W	L	MIN	GA	SO	GAA
2014-15	Loko Yaroslavl U20	MHL-B	11	7	2	1	513	13	2	1.52	-	-	-	-	-	-	-
2015-16	Loko Yaroslavl U20	MHL-B	16	11	3	1	928	24	3	1.55	-	-	-	-	-	-	-
2015-16	Loko Yaroslavl U20	MHL	11	7	1	2	603	16	3	1.59	-	-	-	-	-	-	-
2016-17	Loko Yaroslavl U20	MHL-B	1	0	1	0	59	2	0	2.05	2	2	0	121	2	1	0.99
2016-17	Loko Yaroslavl U20	MHL	32	17	11	3	1,741	55	7	1.90	4	1	3	251	7	1	1.67
2017-18	Loko Yaroslavl U20	MHL	11	9	0	2	669	20	2	1.79	16	12	2	1020	21	4	1.23
2017-18	HK Ryazan	VHL	12	3	5	2	598	21	0	2.11	-	-	-	-	-	-	-
2017-18	Lokomotiv Yaroslavl	KHL	7	5	1	0	385	10	0	1.56	-	-	-	-	-	-	-
2018-19	Lokomotiv Yaroslavl	KHL	45	25	15	1	2,417	76	10	1.89	8	3	3	422	17	1	2.42
	<b>KHL TOTALS</b>		<b>52</b>	<b>30</b>	<b>16</b>	<b>1</b>	<b>2,802</b>	<b>86</b>	<b>10</b>	<b>1.84</b>	<b>8</b>	<b>3</b>	<b>3</b>	<b>422</b>	<b>17</b>	<b>1</b>	<b>2.42</b>
	<b>VHL TOTALS</b>		<b>12</b>	<b>3</b>	<b>5</b>	<b>2</b>	<b>598</b>	<b>21</b>	<b>0</b>	<b>2.11</b>							
	<b>MHL TOTALS</b>		<b>54</b>	<b>33</b>	<b>12</b>	<b>7</b>	<b>3,013</b>	<b>91</b>	<b>12</b>	<b>1.81</b>							

Entering his second full season with Lokomotiv Yaroslavl of the KHL... Named KHL Rookie of the Year for 2018-19... Named top goaltender in KHL for the month of February, 2019... Tied for second in the KHL with 10 shutouts, one behind the leader... Had three shutouts with Yaroslavl in which he made 30+ saves (Dec. 22 vs. Avangard, 42 saves; Jan. 27 vs. HC Sochi, 38 saves; Oct. 10 vs. SKA, 38 saves; Jan. 8 vs. CSKA, 32 saves)... Tied for fourth in the KHL with 25 wins in 2018-19... Made his KHL debut with Yaroslavl in 2017-18 on Nov. 17, 2017 against Salavat Yulaev, earning a 3-2 overtime victory, making 26 saves.





# 84 | WILLIAM LAGESSON

POSITION: D SHOOT: L HEIGHT: 6'3" WEIGHT: 205 lbs


DOB: February 22, 1996 BIRTHPLACE: Gothenburg, SWE HOMETOWN: Gothenburg, SWE

OILERS STATUS: Signed through the 2019-20 season

NHL DRAFT: Edmonton's fourth round selection, 91st overall, in the 2014 NHL Draft

SEASON	TEAM	LEAGUE	GP	REGULAR SEASON					PLAYOFFS						
				G	A	PTS	PIM	+/-	GP	G	A	PTS	PIM	+/-	
2012-13	Frolunda HC J20	Swe JE	6	0	0	0	0	4	2	0					
2013-14	SWE U18	HLINKA	4	1	1	2	2	3Finished seventh overall							
2013-14	Frolunda HC J20	Swe JE	44	8	12	20	30	27	3	0	1	1	2	1	
2013-14	SWE U18	WU18	7	3	0	2	6	5Finished fourth overall							
2014-15	Dubuque	USHL	52	2	14	16	79	18	8	1	1	2	4	5	
2014-15	SWE U20	WJC	7	0	1	1	8	1Finished fourth overall							
2015-16	U Mass (Amherst)	H-East	27	2	5	7	26	-6	-	-	-	-	-	-	
2016-17	U Mass (Amherst)	H-East	36	2	6	8	28	-6	-	-	-	-	-	-	
2017-18	Djurgardens IF	SHL	49	1	12	13	30	13	11	0	1	1	31	0	
2018-19	Bakersfield	AHL	67	8	19	27	45	25	10	2	2	4	4	0	
<b>AHL TOTALS</b>			<b>67</b>	<b>8</b>	<b>19</b>	<b>27</b>	<b>45</b>	<b>25</b>	<b>10</b>	<b>2</b>	<b>2</b>	<b>4</b>	<b>4</b>	<b>0</b>	
<b>SHL TOTALS</b>			<b>49</b>	<b>1</b>	<b>12</b>	<b>13</b>	<b>30</b>	<b>13</b>	<b>11</b>	<b>0</b>	<b>1</b>	<b>1</b>	<b>31</b>	<b>0</b>	
<b>NCAA TOTALS</b>			<b>63</b>	<b>4</b>	<b>11</b>	<b>15</b>	<b>54</b>	<b>-12</b>	-	-	-	-	-	-	
<b>USHL TOTALS</b>			<b>52</b>	<b>2</b>	<b>14</b>	<b>16</b>	<b>79</b>	<b>18</b>	<b>8</b>	<b>1</b>	<b>1</b>	<b>2</b>	<b>4</b>	<b>5</b>	
<b>SWE JUNIOR ELIT TOTALS</b>			<b>50</b>	<b>8</b>	<b>12</b>	<b>20</b>	<b>30</b>	<b>31</b>	<b>5</b>	<b>0</b>	<b>1</b>	<b>1</b>	<b>2</b>	<b>1</b>	

Entering his second professional season in North America... Led all Bakersfield defencemen with eight goals and a +25 plus-minus rating in 2018-19... All eight of his goals in 2018-19 were scored at even strength and three were game-winning goals... Had a career-high three points (1G, 2A) vs. San Diego on Feb. 9... Scored the game-winning overtime goal for Bakersfield in game # 3 of their second round series against San Diego... Loaned to Djurgardens IF of the Swedish Hockey League (SHL) by the Oilers for the 2017-18 season... Signed a three-year entry level contract with Edmonton on April 7, 2017... Played with the University of Massachusetts Minutemen for two seasons (2015-17)... Played for Sweden at the World U18 Men's Championship (2014) and the World Junior Hockey Championship (2015).



# RAPHAEL LAVOIE

POSITION: C/RW SHOOT: R HEIGHT: 6'4" WEIGHT: 202 lbs


DOB: September 25, 2000 BIRTHPLACE: Montreal, QC HOMETOWN: Chambly, QC

OILERS STATUS: Unsigned draft pick

NHL DRAFT: Edmonton's second round selection, 38th overall, in the 2019 NHL Draft

SEASON	TEAM	LEAGUE	GP	REGULAR SEASON					PLAYOFFS					
				G	A	PTS	PIM	+/-	GP	G	A	PTS	PIM	+/-
2016-17	Halifax	QMJHL	32	6	3	9	26	0	6	1	1	2	6	-2
2017-18	Halifax	QMJHL	68	30	33	63	43	10	9	3	2	5	5	-2
2017-18	CAN U18	WU18	5	5	0	5	2	6	Finished fourth overall					
2018-19	Halifax	QMJHL	62	32	41	73	31	36	23	20	12	32	22	-3
2018-19	Halifax	MemCup	4	2	1	3	2	-	Finished second overall					
<b>QMJHL TOTALS</b>			<b>162</b>	<b>68</b>	<b>77</b>	<b>145</b>	<b>100</b>	<b>46</b>	<b>38</b>	<b>24</b>	<b>15</b>	<b>39</b>	<b>33</b>	<b>-7</b>

Played for Canada twice at the World Junior Hockey Showcase, in 2019 in Plymouth, MI and in 2018 in Kamloops, B.C.... Has completed three seasons with the QMJHL's Halifax Mooseheads, tied for third in team scoring with 73 points (32G, 41A)... Won the QMJHL's Mike Bossy Trophy as the league's "best professional prospect"... Helped Halifax reach the Memorial Cup final in Halifax, before losing to Rouyn-Noranda... Played for Canada at the 2018 World Under-18 Hockey Championship, finishing fourth overall... He led Canada with five goals at the 2018 World Under-18 Hockey Championship... Played for Canada White at the 2016 World Under-17 Challenge, finishing fourth overall.



# 47 | KEEGAN LOWE

**POSITION:** D **SHOOTS:** L **HEIGHT:** 6'2" **WEIGHT:** 191 lbs  
**DOB:** March 29, 1993 **BIRTHPLACE:** Greenwich, CT **HOMETOWN:** Edmonton, AB  
**OILERS STATUS:** Signed through 2019-20  
**NHL DRAFT:** Carolina's third round selection, 73rd overall, in the 2011 NHL Draft

SEASON	TEAM	LEAGUE	GP	REGULAR SEASON					PLAYOFFS						
				G	A	PTS	PIM	+/-	GP	G	A	PTS	PIM	+/-	
2009-10	Edmonton	WHL	69	2	12	14	60	-16	-	-	-	-	-	-	-
2010-11	Edmonton	WHL	71	22	22	24	123	33	4	1	0	1	4	-2	
2011-12	Edmonton	WHL	72	3	20	23	139	17	20	3	4	7	44	13	
2011-12	Edmonton	Mem Cup	4	1	0	1	6	-2	Finished fourth overall						
2012-13	Edmonton	WHL	64	15	16	31	148	38	22	1	7	8	28	10	
2013-14	Charlotte	AHL	63	2	10	12	86	-7	-	-	-	-	-	-	
2014-15	CAROLINA	NHL	2	0	0	0	10	-2	-	-	-	-	-	-	
2014-15	Charlotte	AHL	58	2	9	11	106	-16	-	-	-	-	-	-	
2015-16	Charlotte	AHL	67	3	11	14	75	-4	-	-	-	-	-	-	
2016-17	Charlotte	AHL	49	3	9	12	53	4	-	-	-	-	-	-	
2016-17	St. John's	AHL	22	3	3	6	21	8	3	0	0	0	0	-1	
2017-18	EDMONTON	NHL	2	0	0	0	0	-1	-	-	-	-	-	-	
2017-18	Bakersfield	AHL	52	2	12	14	65	14	-	-	-	-	-	-	
2018-19	Bakersfield	AHL	67	0	20	20	66	19	10	1	5	6	17	1	
<b>NHL TOTALS</b>			<b>4</b>	<b>0</b>	<b>0</b>	<b>0</b>	<b>10</b>	<b>-3</b>	<b>-</b>	<b>-</b>	<b>-</b>	<b>-</b>	<b>-</b>	<b>-</b>	
<b>AHL TOTALS</b>			<b>311</b>	<b>15</b>	<b>54</b>	<b>69</b>	<b>406</b>	<b>-1</b>	<b>3</b>	<b>0</b>	<b>0</b>	<b>0</b>	<b>0</b>	<b>-1</b>	
<b>WHL TOTALS</b>			<b>276</b>	<b>22</b>	<b>70</b>	<b>92</b>	<b>470</b>	<b>72</b>	<b>46</b>	<b>5</b>	<b>11</b>	<b>16</b>	<b>76</b>	<b>21</b>	

Entering his seventh professional season, his third with the Oilers organization... Team captain in Bakersfield (AHL) in 2018-19... Led all Bakersfield defencemen in playoff scoring, with six points (1G, 5A) in 10 games... His 20 assists and points were both career AHL highs... Named the Condors AHL Man of the Year and finalist for the AHL's Yanick Dupre Memorial Award for his work in the community... Appeared in two NHL games with Edmonton in 2017-18... Signed by the Oilers as a free agent on Jul. 1, 2017... Signed a two-year extension with the Oilers on Jun. 2, 2018, through the 2019-20 season... Acquired by Montreal from Carolina on February 21, 2017, in exchange for Philip Samuelsson... The son of retired NHL player and Oilers Entertainment Group (OEG) executive Kevin Lowe and Olympian Karen Percy.



# 72 | KIRILL MAKSIMOV

**POSITION:** RW **SHOOTS:** R **HEIGHT:** 6'2" **WEIGHT:** 194 lbs  
**DOB:** June 1, 1999 **BIRTHPLACE:** Moscow, RUS **HOMETOWN:** Moscow, RUS  
**OILERS STATUS:** Signed through 2021-22  
**NHL DRAFT:** Edmonton's fifth round selection, 146th overall, in the 2017 NHL Draft

SEASON	TEAM	LEAGUE	GP	REGULAR SEASON					PLAYOFFS					
				G	A	PTS	PIM	+/-	GP	G	A	PTS	PIM	+/-
2015-16	Saginaw	OHL	54	6	15	21	18	-8	4	1	2	3	2	2
2015-16	RUS U18	WU18	4	0	0	0	0	-1	Finished sixth overall					
2016-17	Saginaw	OHL	37	6	10	16	26	9	-	-	-	-	-	-
2016-17	Niagara	OHL	29	15	7	22	15	-10	4	4	0	4	6	-3
2016-17	RUS U18	WU18	7	3	0	3	2	2	Won bronze medal					
2017-18	Niagara	OHL	62	34	46	80	72	23	10	4	6	10	16	-1
2018-19	Niagara	OHL	63	40	39	79	118	38	2	0	0	0	4	-1
<b>OHL TOTALS</b>			<b>245</b>	<b>101</b>	<b>117</b>	<b>218</b>	<b>249</b>	<b>52</b>	<b>20</b>	<b>9</b>	<b>8</b>	<b>17</b>	<b>28</b>	<b>-3</b>

Entering his first professional season... Played four seasons in the OHL, with Saginaw and Niagara... Ranked third on Niagara for points (79) and second in goals (40) for Niagara... Also had the second best plus-minus with Niagara (+38)... Injured at the end of the season, and was only able to appear in two playoff games... Ranked second on his team with 34 goals in 2017-18... Registered 29 points (12G, 17A) on the power play... Was acquired by Niagara in a trade with Saginaw on Jan. 10, 2017 in exchange for defenceman Hayden Davis along with two draft picks... Helped Russia win a bronze medal at the 2017 U18 World Hockey Championship... Also played for Russia, as an underage player, at the 2016 World U18 Hockey Championship... Signed through the 2021-22 season... Signed a three year entry-level contract with the Oilers on Mar. 15, 2018.



# 24 | BRAD MALONE

POSITION: C SHOOTS: L HEIGHT: 6'2" WEIGHT: 219 lbs

DOB: May 20, 1989 BIRTHPLACE: Chatham, NB HOMETOWN: Miramichi, NB


OILERS STATUS: Signed through 2019-20

NHL DRAFT: Colorado's fourth round selection, 105th overall, in the 2007 NHL Draft

SEASON	TEAM	LEAGUE	GP	REGULAR SEASON					GP	PLAYOFFS				
				G	A	PTS	PIM	+/-		G	A	PTS	PIM	+/-
2006-07	Sioux Falls	USHL	57	14	19	33	134	6	8	3	1	4	24	4
2007-08	North Dakota	WCHA	34	1	2	3	44	0	-	-	-	-	-	
2008-09	North Dakota	WCHA	41	5	12	17	77	5	-	-	-	-	-	
2009-10	North Dakota	WCHA	43	11	14	25	102	14	-	-	-	-	-	
2010-11	North Dakota	WCHA	43	16	24	40	108	23	-	-	-	-	-	
2010-11	Lake Erie	AHL	-	-	-	-	-	-	3	0	1	1	2	0
2011-12	COLORADO	NHL	9	0	2	2	0	1	-	-	-	-	-	
2011-12	Lake Erie	AHL	67	11	25	36	89	-7	-	-	-	-	-	
2012-13	COLORADO	NHL	13	1	1	2	16	-7	-	-	-	-	-	
2012-13	Lake Erie	AHL	63	10	14	24	99	-13	-	-	-	-	-	
2013-14	COLORADO	NHL	32	3	2	5	23	-4	6	0	0	0	2	-1
2013-14	Lake Erie	AHL	35	8	7	15	74	-8	-	-	-	-	-	
2014-15	CAROLINA	NHL	65	7	8	15	75	-7	-	-	-	-	-	
2015-16	CAROLINA	NHL	57	2	4	6	75	-11	-	-	-	-	-	
2016-17	Hershey	AHL	52	7	13	20	66	3	-	-	-	-	-	
2016-17	Chicago	AHL	19	4	4	8	6	3	-	-	-	-	-	
2017-18	EDMONTON	NHL	7	0	0	0	6	0	-	-	-	-	-	
2017-18	Bakersfield	AHL	56	13	20	33	49	-9	-	-	-	-	-	
2018-19	EDMONTON	NHL	16	0	0	0	0	4	-	-	-	-	-	
2018-19	Bakersfield	AHL	43	8	17	25	45	10	10	5	8	13	16	6
	<b>NHL TOTALS</b>		<b>199</b>	<b>13</b>	<b>17</b>	<b>30</b>	<b>198</b>	<b>-29</b>	<b>6</b>	<b>0</b>	<b>0</b>	<b>0</b>	<b>2</b>	<b>-1</b>
	<b>AHL TOTALS</b>		<b>335</b>	<b>61</b>	<b>100</b>	<b>161</b>	<b>429</b>	<b>-20</b>	<b>13</b>	<b>5</b>	<b>9</b>	<b>14</b>	<b>18</b>	<b>6</b>
	<b>NCAA TOTALS</b>		<b>161</b>	<b>33</b>	<b>52</b>	<b>85</b>	<b>331</b>	<b>42</b>	-	-	-	-	-	-
	<b>USHL TOTALS</b>		<b>57</b>	<b>14</b>	<b>19</b>	<b>33</b>	<b>134</b>	<b>6</b>	<b>8</b>	<b>3</b>	<b>1</b>	<b>4</b>	<b>24</b>	<b>4</b>

Entering his eighth professional season... Signed a one-year contract extension with the Oilers on Jun. 3, 2019... An alternate captain with Bakersfield (AHL) for the past two seasons... Tied for the team lead with two shorthanded goals in 2018-19... Led Bakersfield in playoff scoring, with 13 points (5G, 8A) in 10 games... Also led the team in the playoffs with a +6 plus-minus rating and a 33.3 shooting percentage... Appeared in 16 games with the Oilers in 2018-19, and now has reached 199 career NHL games... Has also appeared in NHL games with Carolina and Chicago... Signed with the Oilers as a free agent on Jul. 3, 2017... His first career NHL goal came with Colorado on Apr. 8, 2013 vs. Calgary... Played four years with the University of North Dakota from 2007-11, winning one WCHA Championship in 2010... Named to the WCHA Conference All-Academic Team in 2010-11... Won the 2017 USHL Championship, the Clark Cup, with Sioux Falls... The nephew of former NHLer Greg Malone.





# RYAN MANTHA

POSITION: D SHOOT: R HEIGHT: 6'5" WEIGHT: 229 lbs

DOB: June 18, 1996 BIRTHPLACE: North Bay, ON HOMETOWN: Clarkston, MI

OILERS STATUS: Signed through 2019-20

NHL DRAFT: New York Rangers' fourth round selection, 104th overall, in the 2014 NHL Draft

### REGULAR SEASON

SEASON	TEAM	LEAGUE	REGULAR SEASON						PLAYOFFS					
			GP	G	A	PTS	PIM	+/-	GP	G	A	PTS	PIM	+/-
2012-13	Sioux City	USHL	52	1	6	7	48	n/a	-	-	-	-	-	n/a
2013-14	USA U18	HLINKA	5	0	1	1	27	2	Won silver medal					
2013-14	Sioux City	USHL	29	1	5	6	51	n/a	-	-	-	-	-	n/a
2013-14	Indiana	USHL	24	2	7	9	20	n/a	10	0	3	3	11	n/a
2014-15	Niagara	OHL	52	10	15	25	45	21	11	1	5	6	14	6
2015-16	Niagara	OHL	65	5	20	25	62	-1	17	3	7	10	14	6
2016-17	Niagara	OHL	65	17	41	58	70	-17	4	2	2	4	6	3
2016-17	Bakersfield	AHL	2	0	0	0	0	0	-	-	-	-	-	-
2017-18	Bakersfield	AHL	41	3	7	10	8	0	-	-	-	-	-	-
	<b>AHL TOTALS</b>		<b>43</b>	<b>3</b>	<b>7</b>	<b>10</b>	<b>6</b>	<b>0</b>	-	-	-	-	-	-
	<b>OHL TOTALS</b>		<b>135</b>	<b>19</b>	<b>98</b>	<b>117</b>	<b>118</b>	<b>3</b>	<b>15</b>	<b>2</b>	<b>10</b>	<b>12</b>	<b>34</b>	<b>4</b>
	<b>USHL TOTALS</b>		<b>105</b>	<b>4</b>	<b>18</b>	<b>22</b>	<b>119</b>	<b>n/a</b>	<b>10</b>	<b>0</b>	<b>2</b>	<b>2</b>	<b>11</b>	<b>n/a</b>

Appeared in 41 games with Bakersfield (AHL) in his first professional season (2017-18)... Signed as an unsigned draft pick by the Oilers on Mar. 1, 2017, through 2019-20 ... Led Niagara defencemen in scoring in 2016-17, with 58 points (17G, 41A) and ranked second on the team – also led the team in power play goals (10) and power play points (29)... Played for the U.S. National Under-18 Team at the 2013 Hlinka Memorial (now the Hlinka Gretzky Cup)... The nephew of former NHL and Oilers defenceman Moe Mantha.



# 65 | COOPER MARODY

POSITION: C SHOOT: R HEIGHT: 6'0" WEIGHT: 184 lbs

DOB: December 20, 1996 BIRTHPLACE: Brighton, MI HOMETOWN: Brighton, MI


OILERS STATUS: Signed through 2020-21

NHL DRAFT: Philadelphia's sixth round selection, 158th overall, in the 2015 NHL Draft

### REGULAR SEASON

SEASON	TEAM	LEAGUE	REGULAR SEASON						PLAYOFFS					
			GP	G	A	PTS	PIM	+/-	GP	G	A	PTS	PIM	+/-
2013-14	Muskegon	USHL	58	9	21	30	36	-1	-	-	-	-	-	-
2014-15	Muskegon	USHL	14	2	7	9	4	-3	-	-	-	-	-	-
2014-15	Sioux Falls	USHL	38	20	29	49	28	4	12	1	11	12	10	6
2015-16	Michigan	Big Ten	32	10	14	24	20	0	-	-	-	-	-	-
2016-17	Michigan	Big Ten	18	5	10	15	8	-3	-	-	-	-	-	-
2017-18	Michigan	Big Ten	40	16	35	51	24	20	10	6	9	15	8	6
2017-18	Bakersfield	AHL	3	1	2	3	2	0	-	-	-	-	-	-
2018-19	EDMONTON	NHL	6	0	0	0	0	-1	-	-	-	-	-	-
2018-19	Bakersfield	AHL	58	29	45	64	40	31	4	0	0	0	0	-3
	<b>NHL TOTALS</b>		<b>6</b>	<b>0</b>	<b>0</b>	<b>0</b>	<b>0</b>	<b>-1</b>	-	-	-	-	-	-
	<b>AHL TOTALS</b>		<b>3</b>	<b>1</b>	<b>2</b>	<b>3</b>	<b>2</b>	<b>0</b>	-	-	-	-	-	-
	<b>NCAA TOTALS</b>		<b>90</b>	<b>31</b>	<b>59</b>	<b>90</b>	<b>52</b>	<b>17</b>	-	-	-	-	-	-
	<b>USHL TOTALS</b>		<b>110</b>	<b>31</b>	<b>57</b>	<b>88</b>	<b>68</b>	<b>0</b>	<b>12</b>	<b>1</b>	<b>11</b>	<b>12</b>	<b>10</b>	<b>6</b>

Entering his second professional season... Ranked second in scoring for Bakersfield (AHL) in his rookie AHL season, with 64 points (19G, 45A) in 58 games... Led Bakersfield with a +31 plus-minus rating, ranking fifth in the AHL... Named AHL Rookie of the Month in February... Named to the 2019 AHL All-Star Classic... An injury limited him to four games in the playoffs... Signed to a three-year entry level contract with the Oilers on Apr. 8, 2018... Acquired from Philadelphia in a trade on Mar. 21, 2018 in exchange for a third round draft pick... Played three seasons at the University of Michigan, winning a NCAA Championship in 2016... Named to the Big 10 Conference All-Star Team in 2017-18, leading his conference in scoring... Named to the 2017-18 NCAA West Second All-American Team... Won the 2015 USHL Championship, the Clark Cup, with Muskegon in 2014-15... Also an aspiring singer/ songwriter, he released his debut single, "Behind Me" on Spotify and iTunes on July 19, 2019.



# TOMAS MAZURA

POSITION: C SHOOTS: L HEIGHT: 6'4" WEIGHT: 179 lbs

DOB: September 23, 2000 BIRTHPLACE: Sezemice, CZE HOMETOWN: Pardubice, CZE

OILERS STATUS: Unsigned draft pick

NHL DRAFT: Edmonton's sixth round selection, 162nd overall, in the 201 NHL Draft

### REGULAR SEASON

SEASON	TEAM	LEAGUE	GP	REGULAR SEASON					PLAYOFFS					
				G	A	PTS	PIM	+/-	GP	G	A	PTS	PIM	+/-
2016-17	Kimball Union	USHS	0	0	0	0	0	-	-	-	-	-	-	-
2017-18	Kimball Union	USHS	8	1	3	4	-	-	-	-	-	-	-	-
2018-19	Kimball Union	USHS	37	14	30	54	-	-	-	-	-	-	-	-
<b>USHS TOTALS</b>			<b>45</b>	<b>15</b>	<b>43</b>	<b>58</b>	-	-	-	-	-	-	-	-

Committed to Providence College for the 2020-21 season... Has played at the Kimball Union Academy in New Hampshire for the past three seasons and is expected to return for his senior season in 2019-20... Scored the game-winning goal in a come-from-behind victory with Kimball Union to win the New England Prep School Athletic Council Elite 8 tournament in April, 2019... Also competes in tennis with Kimball Union... Missed most of the 2017-18 season due to an injury... A childhood teammate of fellow Oilers prospect Matej Blumel.



# 70 | RYAN McLEOD

POSITION: C SHOOTS: L HEIGHT: 6'2" WEIGHT: 199 lbs

DOB: September 21, 1999 BIRTHPLACE: Mississauga, ON HOMETOWN: Mississauga, ON

OILERS STATUS: Signed through 2021-22

NHL DRAFT: Edmonton's second round selection, 40th overall, in the 2018 NHL Draft

### REGULAR SEASON

SEASON	TEAM	LEAGUE	GP	REGULAR SEASON					PLAYOFFS					
				G	A	PTS	PIM	+/-	GP	G	A	PTS	PIM	+/-
2015-16	Mississauga	OHL	62	7	13	20	16	-6	7	0	2	2	2	1
2016-17	Canada U18	Hlinka	4	0	0	0	4	-	Finished fifth overall					
2016-17	Mississauga	OHL	68	9	33	42	36	12	20	5	15	20	2	13
2017-18	Mississauga	OHL	68	26	44	70	26	-2	6	2	3	5	6	-4
2018-19	Mississauga	OHL	32	12	16	28	17	-12	-	-	-	-	-	-
2018-19	Saginaw	OHL	31	7	17	24	16	18	17	5	7	12	4	8
2018-19	Bakersfield	AHL	0	0	0	0	0	0	5	0	3	3	0	2
<b>AHL TOTALS</b>			<b>0</b>	<b>0</b>	<b>0</b>	<b>0</b>	<b>0</b>	<b>0</b>	<b>5</b>	<b>0</b>	<b>3</b>	<b>3</b>	<b>0</b>	<b>2</b>
<b>OHL TOTALS</b>			<b>261</b>	<b>61</b>	<b>133</b>	<b>194</b>	<b>111</b>	<b>10</b>	<b>50</b>	<b>12</b>	<b>27</b>	<b>39</b>	<b>14</b>	<b>18</b>

Entering his first full professional season... Played four seasons in the OHL, with Saginaw and Mississauga... Signed a three year entry-level contract with the Oilers on Mar. 15, 2018... Split the 2018-19 season between Mississauga and Saginaw, after being acquired in a trade by Saginaw on Jan. 3, in exchange for defenceman Duncan Penman and five draft picks... An alternate captain with the OHL's Mississauga Steelheads for two seasons (2017-18, 2018-19)... Played for Canada at the 2018 World Junior Hockey Showcase in August, 2018 in Kamloops, BC... Ranked third in team scoring for Mississauga in 2017-18, with 70 points in 68 games... Played for Canada's National Under-18 Team at the 2016 Hlinka Cup (now the Hlinka Gretzky Cup), finishing fifth overall... His brother Michael was selected by the New Jersey Devils in the first round, 12th overall, at the 2016 NHL Draft... Was Flint's first round selection, third overall, in the 2015 OHL Priority Selection.



# GRAHAM MCPHEE

**POSITION:** LW **SHOOTS:** L **HEIGHT:** 6'0" **WEIGHT:** 179 lbs

**DOB:** July 24, 1998 **BIRTHPLACE:** Bethesda, MD **HOMETOWN:** Bethesda, MD

**OILERS STATUS:** Unsigned draft pick

**NHL DRAFT:** Edmonton's fifth round selection, 149th overall, in the 2016 NHL Draft

## REGULAR SEASON

SEASON	TEAM	LEAGUE	GP	REGULAR SEASON					PLAYOFFS						
				G	A	PTS	PIM	+/-	GP	G	A	PTS	PIM	+/-	
2014-15	Team USA	USHL	31	2	10	12	42	-12	-	-	-	-	-	-	-
2015-16	Team USA	USHL	20	5	0	5	16	1	-	-	-	-	-	-	-
2015-16	USA U18	USDP	50	10	8	18	51	n/a	-	-	-	-	-	-	-
2015-16	USA U18	WU18	7	2	3	5	29	3	Won a gold medal						
2016-17	Boston College	H-EAST	39	2	8	10	42	1	-	-	-	-	-	-	
2017-18	Boston College	H-EAST	36	12	12	24	47	-1	2	0	3	3	0	1	
2018-19	Boston College	H-EAST	29	3	6	9	25	-7	-	-	-	-	-	-	
<b>NCAA TOTALS</b>			<b>104</b>	<b>16</b>	<b>26</b>	<b>43</b>	<b>114</b>	<b>-7</b>	<b>2</b>	<b>0</b>	<b>3</b>	<b>3</b>	<b>0</b>	<b>1</b>	
<b>USHL TOTALS</b>			<b>51</b>	<b>7</b>	<b>10</b>	<b>17</b>	<b>58</b>	<b>-11</b>	<b>-</b>	<b>0</b>	<b>-</b>	<b>-</b>	<b>-</b>	<b>-</b>	

Entering his senior season at Boston College... Set personal bests in his sophomore year at Boston College, with 24 points (12 goals, 12 assists)... Scored his first career shorthanded goal against UMass Lowell in the Hockey East title game on March 18... Won a gold medal with the U.S. Men's National Under-18 Team at the 2016 World U18 Hockey Championship in Grand Forks, North Dakota... Son of Vegas Golden Knights' President of Hockey Operations and former NHLer George McPhee.



# MARKUS NIEMELAINEN

**POSITION:** D **SHOOTS:** L **HEIGHT:** 6'4" **WEIGHT:** 190 lbs

**DOB:** January 8, 1998 **BIRTHPLACE:** Kuopio, FIN **HOMETOWN:** Kuopio, FIN

**OILERS STATUS:** Unsigned draft pick


**NHL DRAFT:** Edmonton's third round selection, 63rd overall, in the 2016 NHL Draft

## REGULAR SEASON

SEASON	TEAM	LEAGUE	GP	REGULAR SEASON					PLAYOFFS					
				G	A	PTS	PIM	+/-	GP	G	A	PTS	PIM	+/-
2014-15	HPK U20	FIN Jr. A	39	2	14	16	28	24	12	0	5	5	4	8
2014-15	FIN U18	WU18	7	0	0	0	0	-2	Won silver medal					
2015-16	FIN U18	HLINKA	5	0	2	2	6	3	Finished fourth overall					
2015-16	Saginaw	OHL	65	1	26	27	28	-23	4	0	0	0	0	0
2015-16	FIN U18	WU18	7	0	1	1	6	1	Won gold medal					
2016-17	Saginaw	OHL	59	3	6	9	40	-5	-	-	-	-	-	-
2017-18	HPK	SM-Liiga	42	1	2	3	24	-12	-	-	-	-	-	-
2017-18	LeKi	Mestis	1	0	0	0	0	-1	-	-	-	-	-	-
2017-18	HPK U20	FIN Jr. A	0	0	0	0	0	0	5	0	0	0	2	-1
2018-19	HPK	SM-Liiga	50	1	4	5	8	5	18	0	2	2	4	-5
<b>SM-LIIGA TOTALS</b>			<b>92</b>	<b>2</b>	<b>6</b>	<b>8</b>	<b>32</b>	<b>-7</b>	<b>18</b>	<b>0</b>	<b>2</b>	<b>2</b>	<b>4</b>	<b>-5</b>
<b>MESTIS TOTALS</b>			<b>1</b>	<b>0</b>	<b>0</b>	<b>0</b>	<b>0</b>	<b>-1</b>	<b>-</b>	<b>-</b>	<b>-</b>	<b>-</b>	<b>-</b>	<b>-</b>
<b>OHL TOTALS</b>			<b>124</b>	<b>4</b>	<b>32</b>	<b>36</b>	<b>68</b>	<b>-28</b>	<b>4</b>	<b>0</b>	<b>0</b>	<b>0</b>	<b>0</b>	<b>-6</b>
<b>FIN JR A TOTALS</b>			<b>39</b>	<b>2</b>	<b>14</b>	<b>16</b>	<b>28</b>	<b>24</b>	<b>17</b>	<b>0</b>	<b>5</b>	<b>5</b>	<b>6</b>	<b>7</b>

Entering his second season with HPK in the SM-Liiga, Finland's top professional league... Also made appearances with LeKi of the Mestis League, Finland second level professional league and joined the HPK U20 team for their playoffs at the end of the SM-Liiga season... Played two seasons with the OHL's Saginaw Spirit... Won a gold medal with Finland's National Under-18 Team at the 2016 World U18 Men's Championship... Also played for Finland at the 2015 World U18 Men's Hockey Championship and the 2015 Hlinka Memorial (now the Hlinka Gretzky Cup).





# 98 | JESSE PULJUJARVI

**POSITION:** RW **SHOOTS:** R **HEIGHT:** 6'4" **WEIGHT:** 201 lbs

**DOB:** May 7, 1998 **BIRTHPLACE:** Alvkarleby, SWE **HOMETOWN:** Tornio, FIN

**OILERS STATUS:** Restricted free agent

**NHL DRAFT:** Edmonton's first round selection, 4th overall, in the 2017 NHL Draft

SEASON	TEAM	LEAGUE	GP	REGULAR SEASON					PLAYOFFS							
				G	A	PTS	PIM	+/-	GP	G	A	PTS	PIM	+/-		
2013-14	Karpat	FIN Jr. A	18	12	11	23	4	15								
2014-15	FIN U18	HG Cup	4	3	2	5	4	0	Finished fourth overall							
2014-15	Karpat	SM-Liiga	24	4	7	11	10	4	-	-	-	-	-	-	-	
2014-15	Hokki	Mestis	15	8	5	13	8	9	3	0	1	1	0	-1		
2014-15	Karpat	FIN Jr. A	11	12	6	18	10	6	5	2	1	3	4	-2		
2014-15	FIN U20	WJC	5	0	0	0	0	0	Finished seventh overall							
2014-15	FIN U18	WU18	7	2	5	7	4	5	Won silver medal							
2015-16	Karpat	SM-Liiga	50	13	15	28	22	5	10	4	5	9	2	-3		
2015-16	FIN U20	WJC	7	5	12	17	0	8	Won gold medal							
2015-16	FIN U18	WU18	4	5	2	7	2	2	Won gold medal							
2016-17	EDMONTON	NHL	28	1	7	8	10	5	-	-	-	-	-	-		
2016-17	Bakersfield	AHL	39	12	16	28	10	-2	-	-	-	-	-	-		
2016-17	FINLAND	WHC	8	0	0	0	4	0	Finished fourth overall							
2017-18	EDMONTON	NHL	65	12	8	20	14	-1	-	-	-	-	-	-		
2017-18	Bakersfield	AHL	10	1	4	5	4	-2	-	-	-	-	-	-		
2018-19	EDMONTON	NHL	46	4	5	9	16	-14	-	-	-	-	-	-		
2018-19	Bakersfield	AHL	4	2	2	4	7	2	-	-	-	-	-	-		
<b>NHL TOTALS</b>			<b>139</b>	<b>17</b>	<b>20</b>	<b>37</b>	<b>40</b>	<b>-10</b>	-	-	-	-	-	-		
<b>AHL TOTALS</b>			<b>53</b>	<b>15</b>	<b>22</b>	<b>37</b>	<b>21</b>	<b>-2</b>	-	-	-	-	-	-		
<b>SM-LIIGA TOTALS</b>			<b>71</b>	<b>17</b>	<b>22</b>	<b>39</b>	<b>32</b>	<b>9</b>	<b>10</b>	<b>4</b>	<b>5</b>	<b>9</b>	<b>2</b>	<b>-3</b>		
<b>FIN Jr. A TOTALS</b>			<b>29</b>	<b>24</b>	<b>17</b>	<b>41</b>	<b>14</b>	<b>21</b>	<b>17</b>	<b>9</b>	<b>1</b>	<b>10</b>	<b>6</b>	<b>-6</b>		

Signed with Oulun Karpat of the SM-Liiga... Has played parts of three seasons in the NHL, all with Edmonton... His best season came in 2017-18, when he posted 20 points (12G, 8A) in 65 games... Appeared in four games with Bakersfield (AHL) in 2018-19, posting four points (2G, 2A) in four games... Was the youngest player to start the 2016-17 season in the NHL... Scored his first career NHL goal in his first career NHL game, on Oct. 12 vs. Calgary... Has represented Finland internationally six times, highlighted by gold medals at the 2016 World Junior Hockey Championship and the 2016 World U18 Hockey Championship... Was named Most Valuable Player at the 2016 World Junior Hockey Championship, after leading the event in scoring with 17 points (5G, 12A) in seven games.



# AAPELE RASANEN

**POSITION:** C **SHOOTS:** R **HEIGHT:** 6'0" **WEIGHT:** 208 lbs  
**DOB:** June 1, 1998 **BIRTHPLACE:** Tampere, FIN **HOMETOWN:** Tampere, FIN  
**OILERS STATUS:** Unsigned draft pick  
**NHL DRAFT:** Edmonton's sixth round selection, 153rd overall, in the 2016 NHL Draft

SEASON	TEAM	LEAGUE	GP	REGULAR SEASON					PLAYOFFS						
				G	A	PTS	PIM	+/-	GP	G	A	PTS	PIM	+/-	
2014-15	Tappara	FIN Jr. A	41	5	7	12	22	-5	-	-	-	-	-	-	-
2015-16	FIN U18	HLINKA	5	0	3	3	2	-2	-	-	-	-	-	-	
2015-16	Tappara	FIN Jr. A	50	19	19	38	26	17	3	1	0	1	0	-	
2015-16	FIN U18	WU18	7	3	6	9	12	8	-	-	-	-	-	-	
2016-17	Sioux City	USHL	38	7	18	25	30	21	13	2	2	4	12	3	
2016-17	FIN U20	WJHC	6	2	4	6	2	-1	-	-	-	-	-	-	
2017-18	Boston College	H-EAST	32	4	12	16	45	7	3	0	2	2	2	0	
2017-18	FIN U20	WJHC	5	4	0	4	4	1	-	-	-	-	-	-	
2018-19	Boston College	H-EAST	33	5	2	7	20	-2	-	-	-	-	-	-	
<b>NCAA TOTALS</b>			<b>65</b>	<b>9</b>	<b>14</b>	<b>23</b>	<b>65</b>	<b>5</b>	-	-	-	-	-	-	
<b>USHL TOTALS</b>			<b>38</b>	<b>7</b>	<b>18</b>	<b>25</b>	<b>30</b>	<b>21</b>	<b>13</b>	<b>2</b>	<b>2</b>	<b>4</b>	<b>12</b>	<b>3</b>	
<b>FINLAND Jr. A TOTALS</b>			<b>91</b>	<b>24</b>	<b>26</b>	<b>50</b>	<b>48</b>	<b>12</b>	<b>3</b>	<b>1</b>	<b>0</b>	<b>1</b>	<b>0</b>	<b>-</b>	

Entering his sophomore season at Boston College... Named to the Hockey East 2017-18 All-Academic Team... Played for Finland at the 2018 World Junior Hockey Championship in Buffalo, NY ... Played for Finland at the 2017 World Junior Hockey Championship in Toronto/Montreal, leading his team with a 66.9 faceoff percentage, and named by the coaching staff as one of the team's top three players ... Won a gold medal with Finland at the 2016 U18 World Championship, where the coaching staff voted him as one of the top three players on the team ... His father Aimo is an actor in Finland, and has appeared in movies, television and theater, most recently in the Finnish Television Series Up-Veden vangit.



# 32 | OLIVIER RODRIGUE

**POSITION:** G **CATCHES:** L **HEIGHT:** 6'1" **WEIGHT:** 158 lbs  
**DOB:** July 6, 2000 **BIRTHPLACE:** Chicoutimi, QC **HOMETOWN:** Chicoutimi, QC  
**OILERS STATUS:** Signed to a three-year entry level contract on May 22, 2019  
**NHL DRAFT:** Edmonton's second round selection, 62nd overall, in the 2018 NHL Draft

SEASON	TEAM	LEAGUE	GP	W	L	OT/T	MIN	GA	SO	GAA	PLAYOFFS						
											GP	W	L	MIN	GA	SO	GAA
2016-17	Drummondville	QMJHL	41	14	20	1	2,332	140	1	3.60	2	0	2	65	5	0	4.58
2017-18	Canada U18	Hlinka	4	4	0	0	240	4	0	1.00	Won a gold medal						
2017-18	Drummondville	QMJHL	53	31	16	3	3,001	127	3	2.54	10	5	5	648	27	0	2.50
2017-18	Canada U18	WU18	3	2	1	0	181	4	1	1.33	Finished fifth overall						
2018-19	Drummondville	QMJHL	48	35	9	3	2,796	113	3	2.43	3	0	1	106	42	0	2.27
<b>QMJHL TOTALS</b>			<b>142</b>	<b>80</b>	<b>53</b>	<b>7</b>	<b>8,129</b>	<b>380</b>	<b>7</b>	<b>2.80</b>	<b>15</b>	<b>5</b>	<b>8</b>	<b>819</b>	<b>36</b>	<b>0</b>	<b>2.79</b>

Played for Canada at the 2019 World Junior Hockey Showcase, with a 2.00 goals against average and a 0.939 save percentage... Will join the QMJHL's Moncton Wildcats for the 2019-20 season, after being acquired on June 8, in exchange for three draft picks... Has completed three seasons with the QMJHL's Drummondville Voltigeurs... After appearing in 48 games during the 2018-19 regular season, he missed most of the playoffs due to injury... Played for Canada at the 2018 World Junior Hockey Showcase in August, 2018 in Kamloops, BC... Played for Canada at the 2018 U18 World Hockey Championship, finishing fifth overall... Played for Canada's National Under-18 Team at the 2017 Hlinka Cup, winning a gold medal... Played for Canada White at the 2016 World Under-17 Challenge... Played for Canada at the 2016 Youth Olympics, capturing a silver medal... Drummondville's first round pick, third overall, at the 2016 QMJHL Entry Draft.



# 59 | OSTAP SAFIN

POSITION: RW SHOOTS: R HEIGHT: 6'5" WEIGHT: 210 lbs

DOB: February 11, 1999 BIRTHPLACE: Prague, CZE HOMETOWN: Prague, CZE

OILERS STATUS: Signed through 2021-22

NHL DRAFT: Edmonton's fourth round selection, 115th overall, in the 2017 NHL Draft

SEASON	TEAM	LEAGUE	GP	REGULAR SEASON					PLAYOFFS					
				G	A	PTS	PIM	+/-	GP	G	A	PTS	PIM	+/-
2015-16	Sparta U20	CZE U20	2	0	0	0	2	0	-	-	-	-	-	-
2015-16	Sparta Praha	CZE	1	0	0	0	0	0	-	-	-	-	-	-
2016-17	CZE U18	HLINKA	4	3	1	4	2	1	-	-	-	-	-	-
2016-17	Sparta U20	CZE U20	24	6	12	18	66	6	6	4	5	9	2	-3
2016-17	Sparta Praha	CZE	8	1	1	2	2	2	-	-	-	-	-	-
2016-17	Litomerice	CZE 2	3	0	0	0	0	0	-	-	-	-	-	-
2016-17	CZE U18	WU18	5	1	3	4	2	-1	-	-	-	-	-	-
2017-18	Saint John	QMJHL	61	26	32	58	31	-29	-	-	-	-	-	-
2017-18	CZE U20	WJHC	7	1	2	3	6	1	-	-	-	-	-	-
2017-18	Bakersfield	AHL	9	1	0	1	2	-1	-	-	-	-	-	-
2018-19	Halifax	QMJHL	15	3	8	11	14	1	23	0	2	2	10	-5
2018-19	Halifax	MemCup	4	0	0	0	2	-2	Finished second overall					
<b>AHL TOTALS</b>			<b>9</b>	<b>1</b>	<b>0</b>	<b>1</b>	<b>2</b>	<b>-1</b>	-	-	-	-	-	-
<b>QMJHL TOTALS</b>			<b>76</b>	<b>29</b>	<b>40</b>	<b>69</b>	<b>45</b>	<b>-28</b>	<b>23</b>	<b>0</b>	<b>2</b>	<b>2</b>	<b>10</b>	<b>-5</b>
<b>CZE TOTALS</b>			<b>9</b>	<b>1</b>	<b>1</b>	<b>2</b>	<b>2</b>	<b>2</b>	-	-	-	-	-	-
<b>CZE 2 TOTALS</b>			<b>3</b>	<b>0</b>	<b>0</b>	<b>0</b>	<b>0</b>	<b>-1</b>	-	-	-	-	-	-
<b>CZE U20 TOTALS</b>			<b>26</b>	<b>6</b>	<b>12</b>	<b>18</b>	<b>68</b>	<b>6</b>	<b>6</b>	<b>4</b>	<b>5</b>	<b>9</b>	<b>2</b>	<b>-1</b>

Entering his first professional season in North America... Missed a large part of the 2018-19 regular season with injuries... Acquired by Halifax from Saint John during the 2019 off-season... Helped Halifax reach the Memorial Cup final, but his season ended when he was injured in the first period... Injured to selection camp for Czech Republic's National Junior Team before the World Junior Hockey Championship, but he had to leave camp due to an injury... Signed a three-year entry-level contract with the Oilers on Mar. 6, 2018... Led the QMJHL's Saint John Sea Dogs in scoring in 2017-18, his rookie season... Led team with 26 goals and 32 assists ... Played for the Czech Republic at the 2018 World Junior Hockey Championship in Buffalo, NY... Saint John's first round selection, 53rd overall, in the CHL Import Draft... Represented the Czech Republic at both the 2016 Ivan Hlinka Memorial tournament (now the Hlinka Gretzky Cup) and the 2017 U18 World Hockey Championship... Helped the Czech Republic's National Men's Under-18 Team win its first gold medal at the 2016 Ivan Hlinka Memorial tournament.



# 78 | DMITRI SAMORUKOV

POSITION: D SHOOTS: L HEIGHT: 6'2" WEIGHT: 196 lbs

DOB: June 16, 1999 BIRTHPLACE: Volgograd, RUS HOMETOWN: Volgograd, RUS


OILERS STATUS: Signed through 2021-22

NHL DRAFT: Edmonton's third round selection, 84th overall, in the 2017 NHL Draft

SEASON	TEAM	LEAGUE	GP	REGULAR SEASON					PLAYOFFS					
				G	A	PTS	PIM	+/-	GP	G	A	PTS	PIM	+/-
2015-16	CSKA Moscow U20	MHL	3	1	0	1	0	2	-	-	-	-	-	-
2015-16	RUS U18	WU18	5	1	4	5	2	0	Finished sixth overall					
2016-17	RUS U18	HLINKA	5	0	2	2	16	1	Won bronze medal					
2016-17	Guelph	OHL	67	4	16	20	41	-24	-	-	-	-	-	-
2016-17	RUS U18	WU18	7	1	4	5	6	2	Won bronze medal					
2017-18	Guelph	OHL	62	11	23	34	29	-10	6	0	2	2	6	-7
2017-18	RUS U20	WJHC	5	0	1	1	4	-3	Finished fifth overall					
2017-18	Bakersfield	AHL	5	0	2	2	2	2	-	-	-	-	-	-
2018-19	Guelph	OHL	59	10	35	45	20	36	24	10	18	28	12	18
2018-19	RUS U20	WJHC	7	1	3	4	2	9	Won silver medal					
2018-19	Guelph	MemCup	4	0	1	1	2	1	Finished third overall					
<b>AHL TOTALS</b>			<b>5</b>	<b>0</b>	<b>2</b>	<b>2</b>	<b>2</b>	<b>2</b>	-	-	-	-	-	-
<b>OHL TOTALS</b>			<b>188</b>	<b>25</b>	<b>74</b>	<b>99</b>	<b>90</b>	<b>2</b>	<b>30</b>	<b>10</b>	<b>20</b>	<b>30</b>	<b>18</b>	<b>11</b>
<b>MHL TOTALS</b>			<b>28</b>	<b>4</b>	<b>12</b>	<b>16</b>	<b>26</b>	<b>2</b>	-	-	-	-	-	-

Entering his first professional season... Set new career highs in 2018-19, in his third season with the OHL's Guelph Storm, with 45 points and 35 assists... An alternate captain with Guelph... Helped Guelph capture the 2019 OHL Championship... Won a silver medal with Russia at the 2019 World Junior Hockey Championship in Vancouver/Victoria, BC, where he was an alternate captain... Signed a three-year entry level contract with Edmonton on Sept. 7, 2017... Also played for Russia at the 2018 World Junior Hockey Championship in Buffalo, NY, losing out in the quarter-finals and finishing fifth overall... Helped Russia win bronze at the 2017 U18 World Hockey Championship... Played for Russia's National Men's Under-18 Team as an underage player at the 2016 U18 World Hockey Championship... A first round pick, second overall, by Guelph in the 2016 CHL Import Draft... His father, Andrey, is a former professional soccer goalkeeper in Russia, who now coaches with the reserve team for PFC CSKA Moscow.





# PATRIK SIIKANEN

**POSITION:** LW **SHOOTS:** L **HEIGHT:** 6'0" **WEIGHT:** 198 lbs  
**DOB:** April 16, 2000 **BIRTHPLACE:** Espoo, FIN **HOMETOWN:** Espoo, FIN  
**OILERS STATUS:** Unsigned draft pick  
**NHL DRAFT:** Edmonton's seventh round selection, 195th overall, in the 2018 NHL Draft

SEASON	TEAM	LEAGUE	GP	REGULAR SEASON					PLAYOFFS					
				G	A	PTS	PIM	+/-	GP	G	A	PTS	PIM	+/-
2017-18	Blues U20	FIN Jr. A	24	10	7	17	4	6	3	1	0	1	0	0
2018-19	Blues U20	FIN Jr. A	41	17	22	39	16	5	11	5	3	8	6	-4
<b>FIN JR. A TOTALS</b>			<b>24</b>	<b>10</b>	<b>7</b>	<b>17</b>	<b>4</b>	<b>6</b>	<b>14</b>	<b>6</b>	<b>3</b>	<b>9</b>	<b>6</b>	<b>-4</b>

Under contract with JYP Hameenlinna in the SM-Liiga for the 2019-20 season... Has just completed his second season with the Blues U20 team in the Finnish Jr. A SM-liiga... Helped Blues U20 reach the final of the Finnish Jr. A SM-Liiga in 2018-19... Appeared in five games with the Finnish National U20 Team, posting two points (1G, 1A)... Helped the Blues U18 finish second in the Finnish Jr. B SM-sarja... Played for Finland's U17 and U18 programs and participated in national junior camps during the summer of 2018.



# 50 | STUART SKINNER

**POSITION:** G **CATCHES:** L **HEIGHT:** 6'4" **WEIGHT:** 206 lbs  
**DOB:** November 1, 1998 **BIRTHPLACE:** Edmonton, AB **HOMETOWN:** Edmonton, AB  
**OILERS STATUS:** Signed through the 2020-21 season  
**NHL DRAFT:** Edmonton's third round selection, 78th overall, in the 2017 NHL Draft

SEASON	TEAM	LEAGUE	GP	W	L	OT/T	MIN	GA	SO	GAA	PLAYOFFS						
											GP	W	L	MIN	GA	SO	GAA
2013-14	Lethbridge	WHL	4	0	3	0	197	17	0	5.17	-	-	-	-	-	-	
2014-15	Lethbridge	WHL	43	13	20	5	2,327	143	1	3.69	-	-	-	-	-	-	
2015-16	Lethbridge	WHL	44	27	10	1	2,238	102	3	2.73	4	1	3	191	12	0	3.76
2015-16	Canada U18	WU18	3	2	0	0	127	6	0	2.82	Finished fourth overall						
2016-17	Lethbridge	WHL	60	34	18	5	3,386	184	2	3.26	20	10	10	1,243	64	0	3.09
2017-18	Lethbridge	WHL	31	14	15	2	1,737	98	4	3.38	-	-	-	-	-	-	
2017-18	Swift Current	WHL	25	16	6	2	1,433	64	2	2.68	26	16	10	1,609	59	6	2.20
2017-18	Swift Current	MemCup	3	0	2	1	179	12	0	4.02	Finished fourth overall						
2018-19	Bakersfield	AHL	6	4	2	0	362	18	0	2.99	4	2	1	175	7	0	2.39
2018-19	Wichita	ECHL	41	15	14	4	1,230	119	4	3.16	-	-	-	-	-	-	
<b>AHL TOTALS</b>			<b>6</b>	<b>4</b>	<b>2</b>	<b>0</b>	<b>362</b>	<b>18</b>	<b>0</b>	<b>2.99</b>	<b>4</b>	<b>2</b>	<b>1</b>	<b>175</b>	<b>7</b>	<b>0</b>	<b>2.39</b>
<b>ECHL TOTALS</b>			<b>41</b>	<b>15</b>	<b>14</b>	<b>4</b>	<b>1,230</b>	<b>119</b>	<b>4</b>	<b>3.16</b>	-	-	-	-	-	-	
<b>WHL TOTALS</b>			<b>207</b>	<b>104</b>	<b>72</b>	<b>15</b>	<b>11,318</b>	<b>608</b>	<b>12</b>	<b>3.22</b>	<b>50</b>	<b>27</b>	<b>23</b>	<b>3,043</b>	<b>135</b>	<b>6</b>	<b>2.66</b>

Has just completed his first professional season, appearing in 41 games for the ECHL's Wichita Thunder and six more games with the AHL's Bakersfield Condors... Appeared in four playoff games for Bakersfield, posting a 2.39 GAA and a 2-1 record... Played four full seasons in the WHL with Lethbridge and Swift Current... Led Swift Current to a WHL Championship in 2017-18, recording six shutouts, a 2.20 GAA and a .932 SV% .. Played in the 2018 Memorial Cup, matching a tournament record with 54 saves in a 2-1 loss to Kingston on May 21, 2018... Acquired in a trade by Swift Current from Lethbridge on Jan. 9, 2018... Attended Canada's National Junior Team development camp in August, 2017... Played for Canada at the 2015 U18 World Hockey Championship in Grand Forks, ND, finishing fourth... Comes from a family of nine children, whose first names all start with the letter 'S' (Samantha, Shannon, Sharon, Sandra, Sarah, Sheldon, Scott, Stephen)... Signed to a three-year entry level contract by the Oilers on May 15, 2018.



# ANTON SLEPYSHEV

**POSITION:** RW/LW **SHOOTS:** R **HEIGHT:** 6'2" **WEIGHT:** 218 lbs  
**DOB:** May 13, 1994 **BIRTHPLACE:** Penza, RUS **HOMETOWN:** Penza, RUS  
**OILERS STATUS:** Restricted free agent  
**NHL DRAFT:** Edmonton's third round selection, 88th overall, in the 2013 NHL Draft

SEASON	TEAM	LEAGUE	GP	REGULAR SEASON					PLAYOFFS					
				G	A	PTS	PIM	+/-	GP	G	A	PTS	PIM	+/-
2010-11	RUS U18	WU18	7	3	1	4	0	-1	Won bronze medal					
2011-12	Novokuznetsk	KHL	39	4	3	7	2	-8						
2011-12	Kuznetskie	MHL	13	7	2	9	6	11						
2012-13	RUS U20	CRSS	4	2	1	3	0	n/a	Lost series 2-2 (tie-breaker)					
2012-13	Novokuznetsk	KHL	15	3	0	3	2	-5						
2012-13	Ufa	KHL	11	4	2	6	2	3	14	0	0	0	0	-2
2012-13	Ufa	MHL	-	-	-	-	-	-	3	0	1	1	12	0
2012-13	RUS U20	WJC	7	0	1	1	4	4	Won bronze medal					
2013-14	Ufa	KHL	36	3	5	8	4	5						
2013-14	Ufa	MHL	2	2	2	4	0	3						
2013-14	RUS U20	WJC	7	2	5	7	0	6	Won bronze medal					
2014-15	Ufa	KHL	58	15	10	25	12	1	5	0	2	2	0	0
2015-16	EDMONTON	NHL	11	0	1	1	2	-5						
2015-16	Bakersfield	AHL	49	13	8	21	28	-11						
2016-17	EDMONTON	NHL	41	4	6	10	4	5	12	3	0	3	4	1
2016-17	Bakersfield	AHL	9	3	7	10	4	5						
2017-18	EDMONTON	NHL	50	6	6	12	8	-4						
2017-18	Bakersfield	AHL	1	0	0	0	2	1						
2018-19	CSKA Moscow	KHL	56	15	10	25	20	19	17	3	2	5	29	6
<b>NHL TOTALS</b>			<b>102</b>	<b>10</b>	<b>13</b>	<b>23</b>	<b>14</b>	<b>-4</b>	<b>12</b>	<b>3</b>	<b>0</b>	<b>3</b>	<b>4</b>	<b>1</b>
<b>KHL TOTALS</b>			<b>215</b>	<b>44</b>	<b>30</b>	<b>74</b>	<b>42</b>	<b>15</b>	<b>54</b>	<b>5</b>	<b>5</b>	<b>10</b>	<b>35</b>	<b>6</b>
<b>AHL TOTALS</b>			<b>59</b>	<b>16</b>	<b>15</b>	<b>31</b>	<b>36</b>	<b>-7</b>	-	-	-	-	-	-

Playing for the KHL's CSKA Moscow in 2018-19... Appeared in 102 NHL games for Edmonton over three seasons (2015-18)... Made his NHL debut with the Oilers on Oct. 8, 2015 at STL... Played in the KHL from 2011-15, with Novokuznetsk, then Ufa... Novokuznetsk's first selection, first overall in the 2011 KHL Junior Draft... Won three bronze medals with Russian National Teams, at the 2011 World Hockey U18 Championship, the 2013 and 2014 World Junior Hockey Championship... Served as team captain for Russia at the 2014 World Junior Hockey Championship.



# 40 | SHANE STARRETT

**POSITION:** G **CATCHES:** L **HEIGHT:** 6'5" **WEIGHT:** 181 lbs  
**DOB:** July 12, 1994 **BIRTHPLACE:** Bellingham, MA **HOMETOWN:** Bellingham, MA  
**OILERS STATUS:** Signed through 2019-20  
**NHL DRAFT:** Signed as an undrafted college free agent by the Oilers on Apr. 10, 2017

SEASON	TEAM	LEAGUE	GP	W	REGULAR SEASON				GA	SO	GAA	PLAYOFFS					
					L	OT/T	MIN	GP				W	L	MIN	GA	SO	GAA
2013-14	Portland	USPHL Pr	22	8	11	0	1,100	59	2	3.22	2	-	-	-	-	5.00	
2013-14	Sioux Falls	USHL	1	0	0	0	1	0	0	0.00	-	-	-	-	-		
2013-14	Lincoln	USHL	2	0	1	0	16	2	0	7.56	-	-	-	-	-		
2014-15	South Shore	USPHL Pr	48	11	16	0	1,554	75	0	2.90	5	1	3	187	13	0	4.17
2015-16	Air Force	AH	33	16	9	5	1,782	57	4	1.92	-	-	-	-	-		
2016-17	Air Force	AH	37	26	6	4	2,142	71	5	1.99	-	-	-	-	-		
2017-18	Bakersfield	AHL	3	1	2	0	146	9	0	3.71	-	-	-	-	-		
2017-18	Wichita	ECHL	38	17	14	3	2,016	101	1	3.01	6	2	4	364	17	1	2.80
2018-19	Wichita	ECHL	1	0	0	1	60	2	0	1.99	-	-	-	-	-		
2018-19	Bakersfield	AHL	42	27	7	5	2,448	95	4	2.33	8	3	3	457	22	0	2.89
<b>AHL TOTALS</b>			<b>45</b>	<b>28</b>	<b>9</b>	<b>5</b>	<b>2,594</b>	<b>104</b>	<b>4</b>	<b>2.41</b>	<b>8</b>	<b>3</b>	<b>3</b>	<b>457</b>	<b>22</b>	<b>0</b>	<b>2.89</b>
<b>ECHL TOTALS</b>			<b>39</b>	<b>17</b>	<b>14</b>	<b>3</b>	<b>2,076</b>	<b>103</b>	<b>1</b>	<b>2.98</b>	<b>6</b>	<b>2</b>	<b>4</b>	<b>364</b>	<b>17</b>	<b>1</b>	<b>2.80</b>
<b>NCAA TOTALS</b>			<b>70</b>	<b>42</b>	<b>15</b>	<b>9</b>	<b>3,924</b>	<b>128</b>	<b>9</b>	<b>1.96</b>	-	-	-	-	-	-	
<b>USHL TOTALS</b>			<b>3</b>	<b>0</b>	<b>1</b>	<b>0</b>	<b>17</b>	<b>2</b>	<b>0</b>	<b>7.29</b>	-	-	-	-	-	-	
<b>USPHL PREMIER TOTALS</b>			<b>70</b>	<b>19</b>	<b>27</b>	<b>0</b>	<b>2,654</b>	<b>134</b>	<b>2</b>	<b>3.03</b>	<b>7</b>	<b>inc.</b>	<b>inc.</b>	<b>inc.</b>	<b>inc.</b>	<b>inc.</b>	<b>inc.</b>

Entering his third professional season... Signed a one-year contract extension with the Oilers on Jun. 3, 2019... Named to the 2018-19 AHL All-Rookie Team... In 2017-18, he appeared in 38 games for Wichita (ECHL), posting 17 wins, 14 losses and three OT losses... Named ECHL Rookie of the Month for November... Played in the 2017 ECHL All-Star Classic... Named Most Valuable Player and a member of the Atlantic Hockey Conference All-Tournament Team after helping Air Force Academy capture the conference championship... Named Atlantic Hockey Goaltender of the Year in 2015-16... Named to First All-Star Team and the Atlantic Hockey All-Rookie Team in 2015-16... Drafted by the Sioux Falls Stampede in the fourth round, 59th overall, in the 2013 USHL Entry Draft... A USPHL All-Star in 2014- and 2015... His brother Beau, a forward, was drafted by Chicago in the third round, 88th overall, at the 2014 NHL Draft and recently signed a professional contract with the AHL's Bakersfield Condors... Has two other brothers, Peter (Harvard, 2009-12) and Troy (Babson, 2001-14) who also played college hockey.



# 68 | NOLAN VESEY

**POSITION:** LW **SHOOTS:** L **HEIGHT:** 6'0" **WEIGHT:** 203 lbs  
**DOB:** March 28, 1995 **BIRTHPLACE:** North Reading, MA **HOMETOWN:** North Reading, MA  
**OILERS STATUS:** Signed through the 2019-20 season  
**NHL DRAFT:** Toronto's sixth round selection, 158th overall, in the 2014 NHL Draft

SEASON	TEAM	LEAGUE	GP	REGULAR SEASON					PLAYOFFS					
				G	A	PTS	PIM	+/-	GP	G	A	PTS	PIM	+/-
2013-14	South Shore	USPHL 18U	1	2	1	3	0	-	-	-	-	-	-	
2013-14	South Shore	USPHL Pr	48	26	40	66	30	-	-	-	-	-	-	
2014-15	Maine	H-East	36	10	13	23	37	-6	-	-	-	-	-	
2015-16	Maine	H-East	36	5	6	11	41	-11	-	-	-	-	-	
2016-17	Maine	H-East	36	13	10	23	36	-8	-	-	-	-	-	
2017-18	Maine	H-East	37	11	14	25	16	-2	-	-	-	-	-	
2018-19	Bakersfield	AHL	17	0	3	3	11	2	3	0	0	0	0	-1
2018-19	Wichita	ECHL	32	3	7	10	14	1	-	-	-	-	-	
<b>AHL TOTALS</b>			<b>17</b>	<b>0</b>	<b>3</b>	<b>3</b>	<b>11</b>	<b>2</b>	<b>3</b>	<b>0</b>	<b>0</b>	<b>0</b>	<b>0</b>	<b>-1</b>
<b>ECHL TOTALS</b>			<b>32</b>	<b>3</b>	<b>7</b>	<b>10</b>	<b>14</b>	<b>1</b>	-	-	-	-	-	
<b>NCAA TOTALS</b>			<b>145</b>	<b>39</b>	<b>43</b>	<b>82</b>	<b>130</b>	<b>-27</b>	-	-	-	-	-	

Has just completed his first professional season, appearing in 32 games for the ECHL's Wichita Thunder and 17 games with the AHL's Bakersfield Condors... Also appeared in three playoff games with Bakersfield... Played at Maine University from 2014-18... Ranked third in scoring with Maine in 2017-18, with 25 points (11G, 14A) in 37 games... Was Maine's rookie of the year in 2014-15... His brother, Jimmy Vesey, was drafted by Nashville in 2012, and plays with the New York Rangers... Acquired in a trade with Toronto on June 8, 2018... His father Jim also played 15 games in the NHL, and is the all-time leading scorer at Merrimack College.



# 30 | DYLAN WELLS

**POSITION:** G **CATCHES:** L **HEIGHT:** 6'2" **WEIGHT:** 186 lbs  
**DOB:** July 5, 1997 **BIRTHPLACE:** St. Catharines, ON **HOMETOWN:** St. Catharines, ON  
**OILERS STATUS:** Signed through the 2020-21 season  
**NHL DRAFT:** Edmonton's fifth round selection, 123rd overall, in the 2016 NHL Draft

SEASON	TEAM	LEAGUE	GP	REGULAR SEASON						PLAYOFFS							
				W	L	OT/T	MIN	GA	SO	GAA	GP	W	L	MIN	GA	SO	GAA
2014-15	Peterborough	OHL	27	7	15	4	1,471	97	0	3.96	-	-	-	-	-	-	
2015-16	Peterborough	OHL	27	9	13	3	1,516	116	0	4.59	-	-	-	-	-	-	
2016-17	Peterborough	OHL	52	33	15	4	3,026	155	1	3.07	12	8	4	764	32	0	2.51
2017-18	Peterborough	OHL	56	20	30	6	3,230	195	1	3.62	-	-	-	-	-	-	
2017-18	Wichita	ECHL	1	0	1	0	11	3	0	16.39	-	-	-	-	-	-	
2018-19	Bakersfield	AHL	12	6	6	0	718	34	1	2.84	1	0	1	59	38	0	3.03
2018-19	Wichita	ECHL	22	12	5	2	692	61	1	3.04	-	-	-	-	-	-	
<b>AHL TOTALS</b>			<b>13</b>	<b>6</b>	<b>6</b>	<b>0</b>	<b>718</b>	<b>34</b>	<b>1</b>	<b>2.84</b>	<b>1</b>	<b>0</b>	<b>1</b>	<b>59</b>	<b>38</b>	<b>0</b>	<b>3.03</b>
<b>ECHL TOTALS</b>			<b>23</b>	<b>12</b>	<b>6</b>	<b>2</b>	<b>704</b>	<b>64</b>	<b>1</b>	<b>5.45</b>	-	-	-	-	-	-	
<b>OHL TOTALS</b>			<b>162</b>	<b>69</b>	<b>73</b>	<b>17</b>	<b>9,243</b>	<b>563</b>	<b>2</b>	<b>3.65</b>	<b>12</b>	<b>8</b>	<b>4</b>	<b>764</b>	<b>32</b>	<b>0</b>	<b>2.51</b>

Entering his second professional season... Appeared in 22 games for the AHL's Bakersfield Condors and 12 games for the ECHL's Wichita Thunder in his rookie season, 2018-19... Appeared in one game for Bakersfield during the AHL Calder Cup playoffs, saving 35 of the 38 shots directed at him... Played four seasons with the OHL's Peterborough Petes... Tied for third in the OHL with 33 wins in 2016-17 and also shared the fourth best save percentage in the OHL at .916, among goaltenders with 30 games or more... Became the first goaltender in Petes history to score a goal, and ninth OHL goaltender all-time, when he scored a goal into an empty net to clinch a 6-2 victory and series win in Game 4 in Kingston... His father, Robert, is the drummer for Canadian country music singer Tim Hicks... Signed to a three-year entry level contract by the Oilers on May 17, 2017.



# BOGDAN YAKIMOV

**POSITION:** C **SHOOTS:** L **HEIGHT:** 6'5" **WEIGHT:** 232 lbs

**DOB:** October 4, 1994 **BIRTHPLACE:** Nizhnekamsk, RUS **HOMETOWN:** Nizhnekamsk, RUS

**OILERS STATUS:** Unsigned restricted free agent

**NHL DRAFT:** Edmonton's third round selection, 83rd overall, in the 2013 NHL Draft

### REGULAR SEASON

### PLAYOFFS

SEASON	TEAM	LEAGUE	GP	REGULAR SEASON					PLAYOFFS					
				G	A	PTS	PIM	+/-	GP	G	A	PTS	PIM	+/-
2010-11	RUS U18	WU18	7	1	1	2	2	1	Won a bronze medal					
2011-12	RUS U18	HLINKA	5	0	0	0	0	-3	Won a bronze medal					
2011-12	Nizhnekamsk	MHL	46	15	10	25	10	-4	2	2	1	3	0	2
2011-12	RUS U18	WJAC	4	2	1	3	0	n/a	Finished fifth overall					
2011-12	RUS U18	WU18	6	3	4	7	0	4	Finished fifth overall					
2012-13	Penza/ Izhevsk	VHL	37	8	14	22	16	12	-	-	-	-	-	-
2012-13	Nizhnekamsk	MHL	11	6	7	13	2	8	-	-	-	-	-	-
2013-14	Nizhnekamsk	KHL	33	7	5	12	2	1	-	-	-	-	-	-
2013-14	Nizhnekamsk	MHL	5	4	2	6	0	2	2	0	1	1	0	-1
2013-14	RUS U20	WJHC	7	1	1	2	4	2	Won a bronze medal					
2014-15	EDMONTON	NHL	1	0	0	0	0	-1	-	-	-	-	-	-
2014-15	Oklahoma City	AHL	57	12	16	28	18	7	-	-	-	-	-	-
2015-16	Bakersfield	AHL	36	5	10	15	10	-4	-	-	-	-	-	-
2015-16	Nizhnekamsk	KHL	11	3	1	4	2	0	4	1	1	2	0	0
2016-17	Nizhnekamsk	KHL	50	3	8	11	4	6	-	-	-	-	-	-
2016-17	Volzhsk	VHL	1	0	0	0	0	-1	-	-	-	-	-	-
2016-17	Nizhnekamsk	KHL	58	8	3	11	12	1	5	0	0	0	10	0
2017-18	Nizhnekamsk	KHL	27	1	2	3	16	2	-	-	-	-	-	-
2018-19	Omsk	KHL	5	0	0	0	0	-2	-	-	-	-	-	-
2018-19	RUS UNIV	UNIV	7	0	4	4	0	8	Won a gold medal					
2018-19	Cherepovets	KHL	18	4	8	12	6	7	-	-	-	-	-	-
	<b>NHL TOTALS</b>		<b>1</b>	<b>0</b>	<b>0</b>	<b>0</b>	<b>0</b>	<b>-1</b>	-	-	-	-	-	-
	<b>AHL TOTALS</b>		<b>83</b>	<b>17</b>	<b>26</b>	<b>43</b>	<b>28</b>	<b>3</b>	-	-	-	-	-	-
	<b>KHL TOTALS</b>		<b>150</b>	<b>21</b>	<b>17</b>	<b>38</b>	<b>20</b>	<b>8</b>	<b>9</b>	<b>1</b>	<b>1</b>	<b>2</b>	<b>10</b>	<b>0</b>
	<b>VHL TOTALS</b>		<b>38</b>	<b>8</b>	<b>14</b>	<b>22</b>	<b>16</b>	<b>11</b>	-	-	-	-	-	-
	<b>MHL TOTALS</b>		<b>62</b>	<b>25</b>	<b>19</b>	<b>44</b>	<b>12</b>	<b>6</b>	<b>4</b>	<b>2</b>	<b>2</b>	<b>4</b>	<b>0</b>	<b>1</b>

Entering his fifth season in the KHL, first with Severstal Cherepovets... Won a gold medal with Russia at the 2019 Winter Universiade in Krasnoyarsk, Russia... Appeared in his first NHL game for Edmonton on Oct. 14 @ LAK, with 11:19 TOI... Won a bronze medal with Russia at the 2014 World Junior Hockey Championship... Played for Russia at the 2011 and 2012 World U18 Hockey Championships, winning bronze medals... Named one of Russia's top three players at the 2012 World U18 Hockey Championship.





# 56 | KAILER YAMAMOTO

**POSITION:** RW **SHOOTS:** R **HEIGHT:** 5'8" **WEIGHT:** 153 lbs

**DOB:** September 29, 1998 **BIRTHPLACE:** Spokane, WA **HOMETOWN:** Spokane, WA

**OILERS STATUS:** Signed to a three-year entry-level contract by the Oilers on August 10, 2017

**NHL DRAFT:** Edmonton's first round selection, 22nd overall, in the 2017 NHL Draft

### REGULAR SEASON

### PLAYOFFS

SEASON	TEAM	LEAGUE	GP	G	A	PTS	PIM	+/-	GP	G	A	PTS	PIM	+/-
2014-15	Spokane	WHL	68	23	34	57	50	12	6	2	3	5	6	-1
2015-16	USA U18	HLINKA	4	4	3	7	14	2Finished fifth overall						
2015-16	Spokane	WHL	57	19	52	71	34	20	6	1	4	5	10	0
2015-16	USA U18	WU18	7	7	6	13	12	7Won bronze medal						
2016-17	Spokane	WHL	65	42	57	99	46	14	-	-	-	-	-	-
2017-18	EDMONTON	NHL	9	0	3	3	2	-2	-	-	-	-	-	-
2017-18	Spokane	WHL	40	21	43	64	18	22	7	1	3	4	6	-3
2017-18	USA U20	WJHC	7	2	2	4	4	3Won bronze medal						
2018-19	EDMONTON	NHL	17	1	1	2	2	-6	-	-	-	-	-	-
2018-19	Bakersfield	AHL	27	10	8	18	16	12	-	-	-	-	-	-
	<b>NHL TOTALS</b>		<b>26</b>	<b>1</b>	<b>4</b>	<b>5</b>	<b>2</b>	<b>-2</b>	<b>19</b>	<b>4</b>	<b>10</b>	<b>14</b>	<b>22</b>	<b>-4</b>
	<b>AHL TOTALS</b>		<b>27</b>	<b>10</b>	<b>8</b>	<b>18</b>	<b>16</b>	<b>12</b>						
	<b>WHL TOTALS</b>		<b>230</b>	<b>105</b>	<b>186</b>	<b>291</b>	<b>148</b>	<b>68</b>	<b>19</b>	<b>4</b>	<b>7</b>	<b>10</b>	<b>16</b>	<b>-1</b>

His first full professional season, spending most of the season with the AHL's Bakersfield Condors... Played four seasons with the WHL's Spokane Chiefs ... In his final 27 regular season games with Spokane after returning from the World Junior Hockey Championship, he posted 52 points (19G, 33A) ... Won a bronze medal with the U.S. National Junior Team at the 2018 World Junior Hockey Championship in Buffalo, NY ... Registered his first NHL point, an assist, in his third game, on Oct. 14 vs. OTT ... Named to the 2016-17 WHL Western Conference Second All-Star Team ... Played with his older brother Keanu in Spokane from 2015-17 ... As a youngster, his power skating instructor was the mother of NHLer Tyler Johnson ... Was selected by Spokane in the fifth round, 105th overall, in the 2013 WHL Bantam Draft.





EDMONTON OILERS  
SEASON IN REVIEW





## NHL 2018-19 FINAL STANDINGS

### EASTERN CONFERENCE

Atlantic Division												
	GP	W	L	OT	PTS	ROW	GF	GA	HOME	AWAY	S/O	L10
1 p-Tampa Bay	82	62	16	4	128	56	325	222	32-7-2	30-9-2	6-1	7-3-0
2 x-Boston	82	49	24	9	107	47	259	215	29-9-3	20-15-6	2-3	6-4-0
3 x-Toronto	82	46	28	8	100	46	286	251	23-16-2	23-12-6	0-2	3-4-3
4 Montreal	82	44	30	8	96	41	249	236	25-12-4	19-18-4	3-0	7-2-1
5 Florida	82	36	32	14	86	33	267	280	20-13-8	16-19-6	3-7	4-4-2
6 Buffalo	82	33	39	10	76	28	226	271	21-15-5	12-24-5	5-3	2-7-1
7 Detroit	82	32	40	10	74	29	227	277	17-19-5	15-21-5	3-5	7-3-0
8 Ottawa	82	29	47	6	64	29	242	302	18-19-4	11-28-2	0-1	4-6-0
Metropolitan Division												
	GP	W	L	OT	PTS	ROW	GF	GA	HOME	AWAY	S/O	L10
1 y-Washington	82	48	26	8	104	44	278	249	24-11-6	24-15-2	4-1	6-3-1
2 x-Ny Islanders	82	48	27	7	103	43	228	196	24-13-4	24-14-3	5-5	6-4-0
3 x-Pittsburgh	82	44	26	12	100	42	273	241	23-14-4	21-12-8	2-3	5-2-3
4 x-Carolina	82	46	29	7	99	44	245	223	24-13-4	22-16-3	2-2	6-4-0
5 x-Columbus	82	47	31	4	98	45	258	232	22-17-2	25-14-2	2-1	7-3-0
6 Philadelphia	82	37	37	8	82	34	244	281	19-18-4	18-19-4	3-1	2-8-0
7 NY Rangers	82	32	36	14	78	26	227	272	18-14-9	14-22-5	6-5	4-5-1
8 New Jersey	82	31	41	10	72	28	222	275	20-14-7	11-27-3	3-4	4-5-1

### WESTERN CONFERENCE

Central Division												
	GP	W	L	OT	PTS	ROW	GF	GA	HOME	AWAY	S/O	L10
1 y-Nashville	82	47	29	6	100	43	240	214	25-14-2	22-15-4	4-2	7-2-1
2 x-Winnipeg	82	47	30	5	99	45	272	244	25-12-4	22-18-1	2-1	4-5-1
3 x-St. Louis	82	45	28	9	99	42	247	223	24-15-2	21-13-7	3-3	8-1-1
4 x-Dallas	82	43	32	7	93	42	210	202	24-14-3	19-18-4	1-2	6-3-1
5 x-Colorado	82	38	30	14	90	36	260	246	21-14-6	17-16-8	2-2	7-1-2
6 Chicago	82	36	34	12	84	33	270	292	19-14-8	17-20-4	3-1	4-4-2
7 Minnesota	82	37	36	9	83	36	211	237	16-18-7	21-18-2	1-4	3-6-1
Pacific Division												
	GP	W	L	OT	PTS	ROW	GF	GA	HOME	AWAY	S/O	L10
1 z-Calgary	82	50	25	7	107	50	289	227	26-10-5	24-15-2	0-4	6-4-0
2 x-San Jose	82	46	27	9	101	46	289	261	25-11-5	21-16-4	0-3	3-6-1
3 x-Vegas	82	43	32	7	93	40	249	230	24-12-5	19-20-2	3-2	3-5-2
4 Arizona	82	39	35	8	86	35	213	223	20-17-4	19-18-4	4-3	3-5-2
5 Vancouver	82	35	36	11	81	29	225	254	20-16-5	15-20-6	6-6	5-4-1
6 Anaheim	82	35	37	10	80	32	199	251	19-14-8	16-23-2	3-3	7-2-1
7 Edmonton	82	35	38	9	79	32	232	274	18-19-4	17-19-5	3-3	3-5-2
8 Los Angeles	82	31	42	9	71	28	202	263	17-21-3	14-21-6	3-4	6-3-1

p - Presidents' Trophy x - Clinched Playoff spot y - Clinched Division z - Clinched Conference

## 2019 NHL AWARD WINNERS

Award	Recipient	Team
Hart Memorial Trophy	Nikita Kucherov	Tampa Bay Lightning
Calder Memorial Trophy	Elias Pettersson	Vancouver Canucks
Vezina Trophy	Andrei Vasilevskiy	Tampa Bay Lightning
James Norris Memorial Trophy	Mark Giordano	Calgary Flames
Art Ross Trophy	Nikita Kucherov	Tampa Bay Lightning
Frank J. Selke Trophy	Ryan O'Reilly	St. Louis Blues
Lady Byng Memorial Trophy	Aleksander Barkov	Florida Panthers
Jack Adams Award	Barry Trotz	New York Islanders
Maurice Richard Trophy	Alexander Ovechkin	Washington Capitals
King Clancy Trophy	Jason Zucker	Minnesota Wild
Ted Lindsay Award	Nikita Kucherov	Tampa Bay Lightning
William M. Jennings Trophy	Robin Lehner/Thomas Greiss	New York Islanders
Mark Messier NHL Leadership Award	Wayne Simmonds	Nashville Predators
General Manager of the Year	Don Sweeney	Boston Bruins
Bill Masterton Memorial Award	Robin Lehner	New York Islanders
Willie O'Ree Award	Rico Phillips	





## 2018-19 INDIVIDUAL SCORING LEADERS

RK	PLAYER	TEAM	POS	GP	G	A	P	+/-	PIM	PP	SH	GW	OT	S	%	TOI/G	Sft/G
1	Nikita Kucherov	TBL	R	82	41	87	128	24	62	15	0	8	0	246	16.7	19:57	21.5
2	Connor McDavid	EDM	C	78	41	75	116	3	20	9	1	9	3	240	17.1	22:50	25.6
3	Patrick Kane	CHI	R	81	44	66	110	2	22	9	0	7	3	341	12.9	22:29	23.6
4	Leon Draisaitl	EDM	C	82	50	55	105	2	52	16	3	5	3	231	21.6	22:35	25.9
5	Brad Marchand	BOS	L	79	36	64	100	15	96	10	3	9	3	231	15.6	19:37	23.1
6	Sidney Crosby	PIT	C	79	35	65	100	18	36	12	0	3	1	220	15.9	20:59	25.8
7	Nathan MacKinnon	COL	C	82	41	58	99	20	34	12	0	6	1	365	11.2	22:05	24.7
8	Johnny Gaudreau	CGY	L	82	36	63	99	18	24	6	0	8	3	245	14.7	20:04	23.5
9	Steven Stamkos	TBL	C	82	45	53	98	4	37	19	2	6	0	234	19.2	18:18	21.8
10	Aleksander Barkov	FLA	C	82	35	61	96	-3	8	13	0	5	2	206	17	22:21	27
11	Mitchell Marner	TOR	R	82	26	68	94	22	22	3	1	5	0	233	11.2	19:49	25.2
12	Brayden Point	TBL	C	79	41	51	92	27	28	20	0	7	2	191	21.5	18:55	21.2
13	Jonathan Huberdeau	FLA	L	82	30	62	92	-14	40	11	0	5	0	226	13.3	18:51	22.5
14	Blake Wheeler	WPG	R	82	20	71	91	0	60	2	2	3	0	231	8.7	20:42	24.1
15	Alex Ovechkin	WSH	L	81	51	38	89	7	40	18	0	5	0	338	15.1	20:55	20.8
16	John Tavares	TOR	C	82	47	41	88	19	34	10	0	8	1	286	16.4	19:05	24
17	Mikko Rantanen	COL	R	74	31	56	87	13	54	16	0	4	1	193	16.1	20:50	23
18	Artemi Panarin	CBJ	L	79	28	59	87	14	23	6	0	8	4	191	14.7	19:51	23
19	Claude Giroux	PHI	C	82	22	63	85	9	24	2	1	4	1	229	9.6	21:27	26.1
20	Mark Scheifele	WPG	C	82	38	46	84	8	38	12	0	6	3	199	19.1	21:51	24
21	Sebastian Aho	CAR	C	82	30	53	83	25	26	3	4	7	3	243	12.3	20:09	24.5
22	Brent Burns	SJS	D	82	16	67	83	13	34	7	1	6	2	300	5.3	25:05	26.8
23	Sean Monahan	CGY	C	78	34	48	82	7	12	12	0	5	0	211	16.1	19:03	23.1
24	Jack Eichel	BUF	C	77	28	54	82	-11	26	8	0	2	2	303	9.2	20:26	22.8
25	Phil Kessel	PIT	R	82	27	55	82	-19	28	12	0	10	2	215	12.6	17:58	21.8

## 2018-19 GOALTENDING LEADERS (MINIMUM 12 GAMES PLAYED)

RK	GOALTENDER	TEAM	GP	GS	W	L	T	OT	SA	GA	GAA	SV	SV%	SO	TOI
1	Andrei Vasilevskiy	TBL	53	53	39	10	0	4	1713	128	2.4	1585	0.925	6	3,203:45
2	Sergei Bobrovsky	CBJ	62	61	37	24	0	1	1756	153	2.58	1603	0.913	9	3,556:40
3	Frederik Andersen	TOR	60	60	36	16	0	7	1958	162	2.77	1796	0.917	1	3,510:15
4	Martin Jones	SJS	62	62	36	19	0	5	1699	176	2.94	1523	0.896	3	3,597:13
5	Carey Price	MTL	66	64	35	24	0	6	1952	161	2.49	1791	0.918	4	3,880:15
6	Marc-Andre Fleury	VGK	61	61	35	21	0	5	1745	152	2.51	1593	0.913	8	3,635:08
7	Connor Hellebuyck	WPG	63	62	34	23	0	3	2051	179	2.9	1872	0.913	2	3,704:06
8	Braden Holtby	WSH	59	58	32	19	0	5	1795	160	2.82	1635	0.911	3	3,406:34
9	Devan Dubnyk	MIN	67	66	31	28	0	6	1877	163	2.54	1714	0.913	2	3,855:16
10	Pekka Rinne	NSH	56	55	30	19	0	4	1581	130	2.42	1451	0.918	4	3,219:44
11	Matt Murray	PIT	50	50	29	14	0	6	1594	129	2.69	1465	0.919	4	2,880:14
12	Jacob Markstrom	VAN	60	60	28	23	0	9	1896	166	2.77	1730	0.912	1	3,599:01
13	Ben Bishop	DAL	46	45	27	15	0	2	1323	87	1.98	1236	0.934	7	2,637:18
14	Darcy Kuemper	ARI	55	55	27	20	0	8	1677	126	2.33	1551	0.925	5	3,251:15
15	Tuukka Rask	BOS	46	45	27	13	0	5	1245	109	2.48	1136	0.912	4	2,635:09
16	David Rittich	CGY	45	42	27	9	0	5	1228	109	2.61	1119	0.911	1	2,503:20
17	John Gibson	ANA	58	57	26	22	0	8	1838	153	2.84	1685	0.917	2	3,233:02
18	Robin Lehner	NYI	46	43	25	13	0	5	1323	93	2.13	1230	0.93	6	2,615:49
19	Mikko Koskinen	EDM	55	51	25	21	0	6	1551	146	2.93	1405	0.906	4	2,991:51
20	Jordan Binnington	STL	32	30	24	5	0	1	807	59	1.89	748	0.927	5	1,876:25
21	Thomas Greiss	NYI	43	39	23	14	0	2	1185	87	2.28	1098	0.927	5	2,293:42
22	Petr Mrazek	CAR	40	40	23	14	0	3	1104	95	2.39	1009	0.914	4	2,386:51
23	Mike Smith	CGY	42	40	23	16	0	2	1069	109	2.73	960	0.898	2	2,400:19
24	Jimmy Howard	DET	55	52	23	22	0	5	1709	156	3.07	1553	0.909	0	3,052:33
25	Jaroslav Halak	BOS	40	37	22	11	0	4	1158	90	2.34	1068	0.922	5	2,308:07



## 2018-19 NHL ALL STAR TEAMS

### 2018-19 NHL FIRST ALL-STAR TEAM

Goaltender	Andrei Vasilevskiy, Tampa Bay Lightning
Defence	Mark Giordano, Calgary Flames
Defence	Brent Burns, San Jose Sharks
Centre	Connor McDavid, Edmonton Oilers
Right Wing	Nikita Kucherov, Tampa Bay Lightning
Left Wing	Alexander Ovechkin, Washington Capitals

### 2018-19 NHL ROOKIE ALL-STAR TEAM

Goaltender	Jordan Binnington, St. Louis Blues
Defence	Rasmus Dahlin, Buffalo Sabres
Defence	Miro Heiskanen, Dallas Stars
Forward	Anthony Cirelli, Tampa Bay Lightning
Forward	Elias Pettersson, Vancouver Canucks
Forward	Brady Tkachuk, Ottawa Senators

### 2018-19 NHL SECOND ALL-STAR TEAM

Goaltender	Ben Bishop, Dallas Stars
Defence	John Carlson, Washington Capitals
Defence	Viktor Hedman, Tampa Bay Lightning
Centre	Sidney Crosby, Pittsburgh Penguins
Right Wing	Patrick Kane, Chicago Blackhawks
Left Wing	Brad Marchand, Boston Bruins

## 2019 NHL DRAFT - FIRST ROUND SELECTIONS

PICK	TEAM	PLAYER	POS	AMATEUR LEAGUE	AMATEUR TEAM
1	NJD	Jack Hughes	C	USHL	US - NTDP (U-18)
2	NYR	Kaapo Kakko	RW	FINLAND	TPS
3	CHI	Kirby Dach	C	WHL	Saskatoon
4	COL	Bowen Byram	D	WHL	Vancouver
5	LAK	Alex Turcotte	C	USHL	US - NTDP (U-18)
6	DET	Moritz Seider	D	GERMANY	Adler Mannheim
7	BUF	Dylan Cozens	C	WHL	Lethbridge
8	EDM	Philip Broberg	D	SWEDEN-JR.	AIK
9	ANA	Trevor Zegras	C	USHL	US - NTDP (U-18)
10	VAN	Vasily Podkolzin	RW	RUSSIA-JR.	SKA-Neva
11	ARI	Victor Soderstrom	D	SWEDEN	Brynas
12	MIN	Matthew Boldy	LW	USHL	US - NTDP (U-18)
13	FLA	Spencer Knight	G	USHL	US - NTDP (U-18)
14	PHI	Cameron York	D	USHL	US - NTDP (U-18)
15	MTL	Cole Caufield	RW	USHL	US - NTDP (U-18)
16	COL	Alex Newhook	C	BCHL	Victoria
17	VGK	Peyton Krebs	C	WHL	Kootenay
18	DAL	Thomas Harley	D	OHL	Mississauga
19	OTT	Lassi Thomson	D	WHL	Kelowna
20	WPG	Ville Heinola	D	FINLAND	Lukko
21	PIT	Samuel Poulin	RW	QMJHL	Sherbrooke
22	LAK	Tobias Bjornfot	D	SWEDEN	Djurgardens
23	NYI	Simon Holmstrom	RW	SWEDEN-JR.	HV71
24	NSH	Philip Tomasino	C	OHL	Niagara
25	WSH	Connor McMichael	C	OHL	London
26	CGY	Jacob Pelletier	LW	QMJHL	Moncton
27	TBL	Nolan Foote	LW	WHL	Kelowna
28	CAR	Ryan Suzuki	LW	OHL	Barrie
29	ANA	Brayden Tracey	LW	WHL	Moose Jaw
30	BOS	John Beecher	C	USHL	US - NTDP (U-18)
31	BUF	Ryan Johnson	D	USHL	Sioux Falls



## EDMONTON OILERS - 2018-19 FINAL SCORING SUMMARY

Player	GP	G	A	P	+/-	PIM	PP	SH	GW	OT	S	S%	FO%	TOI/G
Connor McDavid	78	41	75	116	3	20	9	1	9	3	240	17.1	46.6	22:50
Leon Draisaitl	82	50	55	105	2	52	16	3	5	3	231	21.6	50.5	22:35
Ryan Nugent-Hopkins	82	28	41	69	-13	26	8	1	3	0	208	13.5	45.1	20:06
Darnell Nurse	82	10	31	41	-5	87	1	0	1	1	196	5.1	0.0	23:49
Alex Chiasson	73	22	16	38	-1	32	8	1	1	0	123	17.9	31.8	16:58
Oscar Klefbom	61	5	23	28	-11	16	1	0	2	1	167	3	0.0	23:58
Zack Kassian	79	15	11	26	-6	102	0	1	3	0	111	13.5	0.0	14:48
Milan Lucic	79	6	14	20	-9	91	2	0	0	0	74	8.1	55.5	13:14
Adam Larsson	82	3	17	20	-28	44	0	0	0	0	117	2.6	0.0	21:37
Juhar Khaira	60	3	15	18	-12	43	0	1	0	0	64	4.7	43.6	12:34
Matt Benning	70	5	12	17	11	33	0	0	0	0	94	5.3	0.0	14:56
Kris Russell	72	3	13	16	5	27	0	0	0	0	63	4.8	0.0	20:25
Drake Caggiula	29	7	4	11	-8	16	0	1	2	0	49	14.3	26.7	14:02
Ty Rattie	50	4	7	11	-2	4	0	0	1	0	84	4.8	33.3	11:20
Tobias Rieder	67	0	11	11	-8	8	0	0	0	0	92	0	20.0	12:38
Sam Gagner	25	5	5	10	-3	10	0	0	1	0	51	9.8	51.6	13:35
Kyle Brodziak	70	6	3	9	-14	33	0	1	2	0	74	8.1	52.0	11:41
Jesse Puljujarvi	46	4	5	9	-14	16	0	0	0	0	53	7.5	50.0	11:57
Caleb Jones	17	1	5	6	-9	6	0	0	0	0	21	4.8	0.0	19:47
Josh Currie	21	2	3	5	2	2	0	0	0	0	19	10.5	40.0	8:42
Andrej Sekera	24	0	4	4	3	6	0	0	0	0	28	0	0.0	16:29
Colby Cave	33	2	1	3	-4	8	0	0	1	0	40	5	52.5	11:46
Ryan Spooner	25	2	1	3	-6	2	0	0	1	0	25	8	46.7	9:40
Kevin Gravel	36	0	3	3	-2	4	0	0	0	0	44	0	0.0	14:42
Joseph Gambardella	15	0	3	3	2	2	0	0	0	0	7	0	75.0	8:06
Ryan Strome	18	1	1	2	-1	14	0	0	0	0	30	3.3	48.8	14:24
Kailer Yamamoto	17	1	1	2	-6	2	0	0	0	0	13	7.7	0.0	13:03
Chris Wideman	5	0	2	2	-2	4	0	0	0	0	6	0	0.0	11:26
Jason Garrison	17	1	0	1	1	8	1	0	0	0	16	6.3	0.0	12:41
Brandon Manning	12	1	0	1	-1	4	0	0	0	0	10	10	0.0	13:25
Evan Bouchard	7	1	0	1	-5	2	1	0	0	0	10	10	0.0	12:21
Alexander Petrovic	9	0	1	1	-7	2	0	0	0	0	7	0	0.0	14:01
Brad Malone	16	0	0	0	0	4	0	0	0	0	13	0	44.4	8:57
Valentin Zykov	5	0	0	0	-1	2	0	0	0	0	0	0	0.0	7:08
Patrick Russell	6	0	0	0	0	2	0	0	0	0	6	0	0.0	8:47
Cooper Marody	6	0	0	0	-1	0	0	0	0	0	6	0	34.6	6:54

Goaltender	GP	GS	W	L	T	OT	SA	GA	GAA	SV	SV%	SO	A	PIM	TOI
Mikko Koskinen	55	51	25	21	0	6	1551	146	2.93	1405	0.906	4	2	2	2,991:51
Cam Talbot	31	29	10	15	0	3	888	95	3.36	793	0.893	1	1	0	1,694:34
Anthony Stolarz	6	2	0	2	0	0	145	15	3.77	130	0.897	0	0	0	238:41



## 2018-19 EDMONTON OILERS REAL TIME SCORING STATISTICS

PLAYER	TEAM	POS	GP	Hits	BkS	MsS	GvA	TkA	FOW	FOL	Tot	FO%	%Tm	Shots	G	S%
Leon Draisaitl	EDM	C	82	57	26	80	116	71	677	663	1340	50.5	27.9	231	50	21.6
Adam Larsson	EDM	D	82	256	128	53	68	25	0	0	0	0	0	117	3	2.6
Ryan Nugent-Hopkins	EDM	C	82	69	40	65	56	59	379	461	840	45.1	17.5	208	28	13.5
Darnell Nurse	EDM	D	82	162	146	71	73	30	0	0	0	0	0	196	10	5.1
Zack Kassian	EDM	R	79	191	15	27	48	35	0	6	6	0	0.1	111	15	13.5
Milan Lucic	EDM	L	79	259	22	52	34	27	25	20	45	55.6	1	74	6	8.1
Connor McDavid	EDM	C	78	39	30	87	89	99	428	490	918	46.6	20.1	240	41	17.1
Alex Chiasson	EDM	R	73	85	31	52	27	28	7	15	22	31.8	0.5	123	22	17.9
Kris Russell	EDM	D	72	93	185	29	71	21	0	0	0	0	0	63	3	4.8
Matt Benning	EDM	D	70	109	59	35	49	10	0	0	0	0	0	94	5	5.3
Kyle Brodziak	EDM	C	70	92	46	32	17	33	399	368	767	52	18.7	74	6	8.1
Tobias Rieder	EDM	R	67	69	44	26	12	35	5	20	25	20	0.6	92	0	0
Oscar Klefbom	EDM	D	61	44	102	60	51	26	0	0	0	0	0	167	5	3
Jujhar Khaira	EDM	L	60	123	33	20	26	22	55	71	126	43.6	3.6	64	3	4.7
Ty Rattie	EDM	R	50	57	7	20	12	22	1	2	3	33.3	0.1	84	4	4.8
Jesse Puljujarvi	EDM	R	46	46	26	26	29	20	2	2	4	50	0.1	53	4	7.5
Kevin Gravel	EDM	D	36	31	53	20	18	7	0	0	0	0	0	44	0	0
Colby Cave	EDM	C	33	51	13	9	9	12	125	113	238	52.5	12.4	40	2	5
Drake Caggiula	EDM	C	29	79	17	16	16	9	4	11	15	26.7	0.9	49	7	14.3
Sam Gagner	EDM	C	25	16	5	19	17	4	47	44	91	51.6	6.4	51	5	9.8
Ryan Spooner	EDM	C	25	18	1	6	11	5	28	32	60	46.7	4.1	25	2	8
Andrej Sekera	EDM	D	24	17	21	12	13	6	0	0	0	0	0	28	0	0
Josh Currie	EDM	R	21	39	17	5	2	3	2	3	5	40	0.4	19	2	10.5
Ryan Strome	EDM	C	18	23	5	8	6	10	99	104	203	48.8	19.2	30	1	3.3
Jason Garrison	EDM	D	17	13	23	7	5	2	0	0	0	0	0	16	1	6.3
Caleb Jones	EDM	D	17	20	18	8	17	13	0	0	0	0	0	21	1	4.8
Kailer Yamamoto	EDM	R	17	18	11	6	6	3	0	0	0	0	0	13	1	7.7
Brad Malone	EDM	C	16	35	5	5	1	1	32	40	72	44.4	7.6	13	0	0
Joseph Gambardella	EDM	C	15	14	5	3	2	5	3	1	4	75	0.5	7	0	0
Brandon Manning	EDM	D	12	13	17	3	4	5	0	0	0	0	0	10	1	10
Alexander Petrovic	EDM	D	9	30	11	6	8	2	0	0	0	0	0	7	0	0
Evan Bouchard	EDM	D	7	6	8	6	2	3	0	0	0	0	0	10	1	10
Cooper Marody	EDM	C	6	0	0	5	0	5	9	17	26	34.6	6.9	6	0	0
Patrick Russell	EDM	R	6	9	2	2	2	3	0	0	0	0	0	6	0	0
Chris Wideman	EDM	D	5	7	1	6	0	0	0	0	0	0	0	6	0	0
Valentin Zykov	EDM	L	5	2	1	1	1	3	0	0	0	0	0	0	0	0





## EDMONTON OILERS : GAME BY GAME SUMMARY

#	DATE	OPPONENT	RESULT	SCORE	RECORD	GWG	GOALTENDER OF DECISION (W-L)	ATTENDANCE
1	10/06/18	NJD	L	2-5	0-1-0	19	1/ 33	12,044
2	10/11/18	BOS	L	1-4	0-2-0	63	41/ 33	17,565
3	10/13/18	NYR	W	2-1	1-2-0	97	33/ 30	17,085
4	10/16/18	WPG	W	5-4	2-2-0	25	33/ 37	15,321
5	10/18/18	BOS	W	3-2	3-2-0	29	33/ 41	18,347
6	10/20/18	NSH	L	0-3	3-3-0	76	74/ 33	18,347
7	10/23/18	PIT	L	5-6 OT	3-3-1	87	30/ 33	18,347
8	10/25/18	WSH	W	4-1	4-3-1	93	33/ 70	18,347
9	10/27/18	NSH	W	5-3	5-3-1	29	19/ 74	17,248
10	10/28/18	CHI	W	2-1	6-3-1	97	33/ 30	20,987
11	10/30/18	MIN	L	3-4	6-4-1	64	32/ 33	18,347
12	11/01/18	CHI	W	4-0	7-4-1	91	19/ 30	18,347
13	11/03/18	DET	W	4-3	8-4-1	28	19/ 45	19,515
14	11/05/18	WSH	L	2-4	8-5-1	77	1/ 33	18,506
15	11/06/18	TBL	L	2-5	8-6-1	37	88/ 19	19,092
16	11/08/18	FLA	L	1-4	8-7-1	27	1/ 33	11,484
17	11/11/18	COL	L	1-4	8-8-1	34	1/ 33	18,347
18	11/13/18	MTL	W	6-2	9-8-1	91	19/ 37	18,347
19	11/17/18	CGY	L	2-4	9-9-1	28	33/ 19	19,289
20	11/18/18	VGK	L	3-6	9-10-1	81	29/ 33	18,347
21	11/20/18	SJS	W	4-3	10-10-1	29	19/ 31	17,562
22	11/23/18	ANA	L	1-2 OT	10-10-2	67	38/ 19	16,497
23	11/25/18	LAK	L	2-5	10-11-2	11	40/ 33	17,581
24	11/27/18	DAL	W	1-0	11-11-2	77	19/ 35	18,347
25	11/29/18	LAK	W	3-2	12-11-2	77	19/ 32	18,347
26	12/01/18	VGK	W	2-1	13-11-2	23	19/ 29	18,347
27	12/03/18	DAL	L	1-4	13-12-2	25	35/ 19	18,125
28	12/05/18	STL	W	3-2	14-12-2	97	33/ 34	16,551
29	12/07/18	MIN	W	7-2	15-12-2	97	33/ 40	18,347
30	12/09/18	CGY	W	1-0	16-12-2	97	19/ 33	18,347
31	12/11/18	COL	W	6-4	17-12-2	29	19/ 1	15,809
32	12/13/18	WPG	L	4-5 OT	17-12-3	44	37/ 33	15,321
33	12/14/18	PHI	W	4-1	18-12-3	97	19/ 41	18,347
34	12/16/18	VAN	L	2-4	18-13-3	40	25/ 19	18,036
35	12/18/18	STL	L	1-4	18-14-3	7	34/ 33	18,347
36	12/22/18	TBL	L	3-6	18-15-3	9	88/ 19	18,347
37	12/27/18	VAN	L	2-4	18-16-3	40	25/ 19	18,347
38	12/29/18	SJS	L	4-7	18-17-3	68	31/ 33	18,347
39	12/31/18	WPG	L	3-4	18-18-3	48	37/ 19	18,347
40	1/02/19	ARI	W	3-1	19-18-3	97	19/ 31	12,583
41	1/05/19	LAK	L	0-4	19-19-3	13	32/ 19	18,230
42	1/06/19	ANA	W	4-0	20-19-3	97	33/ 36	17,317
43	1/08/19	SJS	L	2-7	20-20-3	27	30/ 33	17,320
44	1/10/19	FLA	W	4-3	21-20-3	93	33/ 34	18,347
45	1/12/19	ARI	L	2-3	21-21-3	83	35/ 33	18,347
46	1/14/19	BUF	W	7-2	22-21-3	44	19/ 40	18,347
47	1/16/19	VAN	W	3-2	23-21-3	39	19/ 25	18,166
48	1/19/19	CGY	L	2-5	23-22-3	58	33/ 19	18,347
49	1/20/19	CAR	L	4-7	23-23-3	71	34/ 33	18,347
50	1/22/19	DET	L	2-3	23-24-3	41	35/ 19	18,347
51	2/02/19	PHI	L	4-5 OT	23-24-4	19	79/ 33	19,526
52	2/03/19	MTL	L	3-4 OT	23-24-5	92	31/ 19	21,302
53	2/05/19	CHI	L	2-6	23-25-5	17	30/ 33	18,347
54	2/07/19	MIN	W	4-1	24-25-5	8	33/ 40	18,904
55	2/09/19	SJS	L	2-5	24-26-5	62	30/ 33	18,347
56	2/13/19	PIT	L	1-3	24-27-5	53	30/ 19	18,570
57	2/15/19	CAR	L	1-3	24-28-5	71	35/ 19	14,430
58	2/16/19	NYI	L	2-5	24-29-5	13	40/ 19	14,812
59	2/19/19	ARI	L	2-3 SO	24-29-6	13	35/ 19	18,347
60	2/21/19	NYI	W	4-3	25-29-6	97	19/ 40	18,347



61	2/23/19	ANA	W	2-1	26-29-6	89	19/ 40	18,347
62	2/25/19	NSH	L	2-3	SO 26-29-7	11	35/ 19	17,481
63	2/27/19	TOR	L	2-6	26-30-7	18	31/ 19	19,356
64	2/28/19	OTT	W	4-2	27-30-7	12	19/ 41	18,358
65	3/02/19	CBJ	W	4-0	28-30-7	44	19/ 72	18,628
66	3/04/19	BUF	W	4-3	29-30-7	28	19/ 35	17,775
67	3/07/19	VAN	W	3-2	30-30-7	93	19/ 35	18,347
68	3/09/19	TOR	L	2-3	30-31-7	8	31/ 32	18,347
69	3/11/19	NYR	W	3-2	31-31-7	29	19/ 40	18,347
70	3/13/19	NJD	L	3-6	31-32-7	47	35/ 19	18,347
71	3/16/19	ARI	W	3-2	32-32-7	97	19/ 35	15,016
72	3/17/19	VGK	L	3-6	32-33-7	81	30/ 19	18,317
73	3/19/19	STL	L	2-7	32-34-7	17	50/ 19	17,873
74	3/21/19	CBJ	W	4-1	33-34-7	44	19/ 70	18,347
75	3/23/19	OTT	L	3-4	OT 33-34-8	7	41/ 19	18,347
76	3/26/19	LAK	W	8-4	34-34-8	93	19/ 32	18,347
77	3/28/19	DAL	L	2-3	SO 34-34-9	14	35/ 19	18,347
78	3/30/19	ANA	L	1-5	34-35-9	67	36/ 19	18,347
79	4/01/19	VGK	L	1-3	34-36-9	81	30/ 19	18,367
80	4/02/19	COL	L	2-6	34-37-9	13	1/ 19	17,021
81	4/04/19	SJS	L	2-3	34-38-9	14	30/ 32	18,347
82	4/06/19	CGY	W	3-1	35-38-9	39	19/ 41	19,2897

## STREAKS

### LONGEST WINNING STREAK

Overall: 4 Games: February 28 – March 7  
 Home: 6 Games: November 27 – December 14  
 Road: 5 Games: October 13 – November 3

### LONGEST UNDEFEATED STREAK

Overall: 4 Games: February 28 – March 7

### LONGEST LOSING STREAK

Overall: 6 Games: December 16 - 31  
 Home: 5 Games: December 18 - 31  
 Road: 3 Games: November 5 – 8; February 13 - 16



## OILERS SPECIAL TEAMS – 2017-18 SEASON

POWER PLAY	GOALS	ATTEMPTS	%	RANK	PENALTY KILL	GOALS ALLOWED	DISADVANTAGES	%	RANK
Overall	47	222	21.2	9th	Overall	62	246	74.8	30th
Home	24	114	21.0	11th	Home	27	109	75.2	28th
Road	23	108	21.3	9th	Road	35	137	74.4	30th

## OILERS BACK-TO-BACK GAMES

The Oilers played in 11 back-to-back game sets this season, with 18 games on the road and four at home.

Total Record: **6-13-3**

Record in 1st game: **2-7-2** Record in 2nd game: **4-6-1**

DATE	OPPONENT	RESULT	DATE	OPPONENT	RESULT
Oct. 27	@ NSH	W. 5-3	Oct. 28	@ CHI	W. 2-1 (OT)
Nov. 5	@ WSH	L. 4-2	Nov. 6	@ TBL	L. 5-2
Nov. 17	@ CGY	L. 4-2	Nov. 18	vs. VGK	L. 6-3
Dec. 13	@ WPG	L. 5-4 (OT)	Dec. 14	vs. PHI	W. 4-1
Jan. 5	@ LAK	L. 4-0	Jan. 6	@ ANA	W. 4-0
Jan. 19	vs. CGY	L. 5-2	Jan. 20	vs. CAR	L. 7-4
Feb. 2	@ PHI	L. 5-4 (OT)	Feb. 3	@ MTL	L. 4-3 (OT)
Feb. 15	@ CAR	L. 3-1	Feb. 16	@ NYI	L. 5-2
Feb. 27	@ TOR	L. 6-2	Feb. 28	@ OTT	W. 4-2
Mar. 16	@ ARI	W. 3-2 (OT)	Mar. 17	@ VGK	L. 6-3
Apr. 1	@ VGK	L. 3-1	Apr. 2	@ COL	L. 6-21

## 2018-19 MAN GAMES LOST TO INJURY: 200

F Kyle Brodziak (back)	Apr. 1-6	4	D Jason Garrison (illness)	Dec. 27	1
F Jujhar Khaira (foot)	Apr. 1-6	4	F Drake Caggiula (illness)	Dec. 27	1
F Jujhar Khaira (foot)	Mar. 19-28	5	F Tobias Rieder (upper body)	Nov. 17-Dec. 11	13
F Milan Lucic (undisclosed)	Mar. 9-11	2	F Drake Caggiula (hand)	Dec. 5-11	4
F *Jesse Puljujarvi (undisclosed)	Feb. 19-Apr. 6	25	F Connor McDavid (illness)	Dec. 3	1
F Jujhar Khaira (undisclosed)	Feb. 16-Mar. 4	9	F Ryan Spooner (undisclosed)	Dec. 3	1
D Matt Benning (undisclosed)	Feb. 9-16	4	F Kyle Brodziak (illness)	Nov. 18	1
D Andrej Sekera (Achillies)	Oct. 6-Feb. 16	58	F Alex Chiasson (undisclosed)	Nov. 6	1
D Oscar Klefbom (hand)	Dec. 13-Feb. 3	22	F Cooper Marody (undisclosed)	Oct. 27-Nov. 1	4
D Alexander Petrovic (upper body)	Jan. 10-20	6	F Ty Rattie (upper body)	Oct. 20-Nov. 1	7
F Kailer Yamamoto (upper body)	Dec. 31-Jan. 14	8	D Matt Benning (undisclosed)	Oct. 20-25	3
D Kris Russell (undisclosed)	Dec. 13-Jan. 5	10	F Drake Caggiula (undisclosed)	Oct. 18-23	3
F Alex Chiasson (lower body)	Dec. 31-Jan. 2	3			

**NOTE** – The Oilers had 151 man games lost in 2017-18 and have averaged 193 man games lost a season.

\*\*on LTIR (Long Term Injured Reserve)

\*on IR (Injured Reserve)



## 2018-19 TRANSACTIONS

Apr. 6	Assigned F <b>Brad Malone</b> to Bakersfield (AHL)
Apr. 5	Assigned F <b>Josh Currie</b> to Bakersfield (AHL)
Mar. 27	Place F <b>Brad Malone</b> on waivers for the purpose of assignment to Bakersfield (AHL)
Mar. 15	Recalled F <b>Joseph Gambardella</b> from Bakersfield (AHL)
Mar. 7	Activated F <b>Jujhar Khaira</b> from Injured Reserve
Feb. 19	Activated D <b>Matt Benning</b> off Injured Reserve
Feb. 18	Recall F <b>Josh Currie</b> from Bakersfield (AHL); Activate <b>Andrej Sekera</b> off Injured Reserve
Feb. 18	Place F <b>Jujhar Khaira</b> and F <b>Jesse Puljujarvi</b> on Injured Reserve
Feb. 18	Place D <b>Brandon Manning</b> on waivers for the purpose of assignment to Bakersfield (AHL)
Feb. 15	Place D <b>Matt Benning</b> on Injured Reserve; Recall F <b>Sam Gagner</b> from Toronto (AHL)
Feb. 15	Acquire F <b>Sam Gagner</b> from Vancouver in exchange for F <b>Ryan Spooner</b>
Feb. 15	Acquire G <b>Anthony Stolarz</b> from Philadelphia in exchange for G <b>Cam Talbot</b>
Feb. 5	Activated D <b>Oscar Klefbom</b> off Injured Reserve
Feb. 4	Assigned D <b>Andrej Sekera</b> to Bakersfield (AHL) for a conditioning assignment
Jan. 31	Recalled F <b>Brad Malone</b> from Bakersfield (AHL)
Jan. 23	Assigned F <b>F Kailer Yamamoto</b> and F <b>Ryan Spooner</b> to Bakersfield (AHL)
Jan. 21	Assigned D <b>Caleb Jones</b> to Bakersfield (AHL)
Jan. 21	Placed F <b>Ryan Spooner</b> and F <b>Ty Rattie</b> on waivers; Both cleared on Jan. 22
Jan. 15	Claimed F <b>Colby Cave</b> off waivers from Boston, assigned F <b>Joseph Gambardella</b> to Bakersfield (AHL)
Jan. 6	Activated D <b>Kris Russell</b> off Injured Reserve; Placed F <b>Kailer Yamamoto</b> on Injured Reserve
Jan. 5	Activated F <b>Alex Chiasson</b> off Injured Reserve
Dec. 30	Recalled F <b>Joseph Gambardella</b> from Bakersfield (AHL)
Dec. 30	Acquired D <b>Brandon Manning</b> and D <b>Robin Norell</b> from Chicago in exchange for F <b>Drake Caggiula</b> and D <b>Jason Garrison</b>
Dec. 30	Acquired D <b>Alexander Petrovic</b> from Florida in exchange for D <b>Chris Wideman</b> and a conditional third round pick in the 2019 NHL Draft
Dec. 28	Recalled F <b>Kailer Yamamoto</b> from Bakersfield (AHL); Placed F <b>Alex Chiasson</b> on Injured Reserve
Dec. 28	Placed F <b>Valentin Zykov</b> on waivers for the purpose of assignment (claimed by VGK on Dec. 29)
Dec. 12	Recalled D <b>Caleb Jones</b> from Bakersfield (AHL)
Dec. 12	Activated F <b>Drake Caggiula</b> off Injured Reserve; Assigned F <b>Cooper Marody</b> to Bakersfield (AHL); Placed D <b>Oscar Klefbom</b> on Injured Reserve
Dec. 6	Placed F <b>Drake Caggiula</b> on Injured Reserve, Recalled F <b>Cooper Marody</b> from Bakersfield (AHL); Activated F <b>Valentin Zykov</b> from non-active roster
Dec. 5	Assigned F <b>Patrick Russell</b> to Bakersfield (AHL)
Dec. 2	Recalled F <b>Patrick Russell</b> from Bakersfield (AHL)
Nov. 30	Assigned F <b>Patrick Russell</b> to Bakersfield (AHL)
Nov. 30	Acquired F <b>Valentin Zykov</b> off waivers from Carolina (NHL)
Nov. 24	Recall F <b>Jesse Puljujarvi</b> from Bakersfield (AHL)
Nov. 23	Assign F <b>Cooper Marody</b> to Bakersfield (AHL)
Nov. 22	Acquire D <b>Chris Wideman</b> from Ottawa in exchange for 2020 conditional sixth round draft pick, previously acquired from St. Louis
Nov. 22	Placed F <b>Tobias Rieder</b> on Injured Reserve (retroactive to Nov. 14)
Nov. 16	Acquired F <b>Ryan Spooner</b> from NY Rangers in exchange for <b>Ryan Strome</b>
Nov. 15	Recalled F <b>Patrick Russell</b> from Bakersfield (AHL)
Nov. 11	Recalled F <b>Cooper Marody</b> from Bakersfield (AHL)
Nov. 10	Assigned F <b>Jesse Puljujarvi</b> and F <b>Kailer Yamamoto</b> to Bakersfield (AHL)
Nov. 2	Activated F <b>Ty Rattie</b> off Injured Reserve; Assigned F <b>Cooper Marody</b> to Bakersfield (AHL)
Nov. 2	Assigned D <b>Evan Bouchard</b> to London (OHL); Recalled D <b>Kevin Gravel</b> from Bakersfield (AHL)
Oct. 27	Activated D <b>Matt Benning</b> off Injured Reserve; Assigned D <b>Kevin Gravel</b> to Bakersfield (AHL)
Oct. 20	Placed F <b>Ty Rattie</b> on Injured Reserve; Recalled F <b>Cooper Marody</b> from Bakersfield (AHL)
Oct. 19	Placed D <b>Matt Benning</b> on Injured Reserve; Recalled D <b>Kevin Gravel</b> from Bakersfield (AHL)
Oct. 4	Activated D <b>Kris Russell</b> from IR; Assigned D <b>Ethan Bear</b> to Bakersfield (AHL)
Oct. 2	Placed D <b>Andrej Sekera</b> on LTIR; Recalled D <b>Ethan Bear</b> from Bakersfield (AHL)
Oct. 2	Signed F <b>Alex Chiasson</b> and D <b>Jason Garrison</b> to one-year contracts; Placed <b>Kris Russell</b> on Injured Reserve; Assigned D <b>Ethan Bear</b> to Bakersfield (AHL)
Oct. 1	Acquired sixth round pick in 2020 NHL Draft from St. Louis Blues in exchange for D <b>Jakub Jerabek</b>
Sept. 29	F <b>Pontus Aberg</b> placed on waivers for the purpose of reassignment; Claimed by Anaheim
Sept. 28	G <b>Al Montoya</b> placed on waivers for the purpose of reassignment; Cleared waivers on Sept. 29, assigned to Bakersfield (AHL)
Sept. 27	F <b>Ryan McLeod</b> assigned to Mississauga (OHL)
Sept. 24	D <b>Kevin Gravel</b> , D <b>Keegan Lowe</b> , F <b>Brad Malone</b> officially assigned to Bakersfield (AHL)
Sept. 23	D <b>Kevin Gravel</b> , D <b>Keegan Lowe</b> , F <b>Brad Malone</b> placed on waivers for the purpose of reassignment; F <b>Cooper Marody</b> assigned to Bakersfield (AHL); F <b>Scottie Upshall</b> released from professional tryout
Sept. 22	G <b>Shane Starrett</b> assigned to Bakersfield (AHL)





## OILERS 2018-19 MOLSON 3 STARS BY PLAYER AND MONTH

Player	1st	2nd	3rd	TOTAL	OCT.	NOV.	DEC.	JAN.	FEB.	MAR.
McDavid	15	13	10	38	6	4	10	3	6	9
Draisaitl	9	12	2	23	3	2	3	4	6	5
Koskinen	5	2	5	12	0	2	4	2	2	2
Nugent-Hopkins	1	3	2	6	1	1	0	2	1	1
Kassian	1	1	1	3	0	0	0	1	0	2
Klefbon	0	3	0	3	0	2	1	0	0	0
Lucic	2	1	3	6	0	0	1	1	0	0
Nurse	2	1	3	6	0	0	1	0	1	0
Yamamoto	1	0	1	2	2	0	0	0	0	0
Benning	0	1	1	2	0	1	0	0	0	1
Currie	2	0	2	4	-	-	-	2	0	0
Gagner	0	0	2	2	-	-	-	-	1	1
Jones	0	2	2	4	0	2	0	0	0	0
Brodziak	0	0	1	1	0	0	1	0	0	0
Chiasson	0	0	1	1	0	1	0	0	0	0
Larsson	0	0	1	1	0	0	0	1	0	0
Puljujarvi	0	1	0	1	0	0	0	1	0	0
Rieder	0	1	1	2	0	1	0	0	0	0
Russell	0	0	1	1	0	1	0	0	0	0
Bouchard	0	1	0	1	1	-	-	-	0	0

## 2018-19 MONTHLY WINNERS

Month	Player	Stars	Charity	Donation
October	McDavid	3-0-3=6	Canadian Tire Jumpstart	\$1,000
November	McDavid	3-3-3=9	Stollery Children's Hospital	\$1,000
December	McDavid	3-6-1=10	Stollery Children's Hospital	\$1,000
January	Draisaitl	0-2-2=4	Humane Animal Rescue Team	\$1,000
February	Draisaitl	2-4-0=6	Humane Animal Rescue Team	\$1,000
March	McDavid	3-3-3=9	Stollery Children's Hospital	\$1,000
Yearly Winner	McDavid	-	NA	NA



## 2018-19 EDMONTON OILERS MOLSON CUP THREE STARS

DATE	OPPONENT	RESULT	FIRST STAR	SECOND STAR	THIRD STAR	SELECTOR
Oct. 6	at New Jersey	L. 5-2	-----	-----	McDavid	Sportsnet
Oct. 11	at Boston	L. 4-1	-----	-----	-----	Sportsnet
Oct. 13	at N.Y. Rangers	W. 2-1	McDavid	Talbot	-----	Sportsnet
Oct. 16	at Winnipeg	W. 5-4 (OT)	McDavid	-----	Nurse	Sportsnet
Oct. 18	vs. Boston	W. 3-2 (OT)	Yamamoto	Lucic	-----	Sportsnet
Oct. 20	vs. Nashville	W. 3-0	-----	-----	Yamamoto	Sportsnet
Oct. 23	vs. Pittsburgh	L. 6-5 (OT)	-----	Draisaitl	McDavid	Sportsnet
Oct. 25	vs. Washington	W. 4-1	Nugent-Hopkins	Bouchard	Talbot	Sportsnet
Oct. 27	at Nashville	W. 5-3	Draisaitl	-----	McDavid	Sportsnet
Oct. 28	at Chicago	W. 2-1 (OT)	McDavid	-----	-----	Sportsnet
Oct. 30	vs. Minnesota	L. 3-2	-----	Draisaitl	-----	Sportsnet
Nov. 1	vs. Chicago	W. 4-0	Koskinen	Caggiula	Rieder	Sportsnet
Nov. 3	at Detroit	W. 4-3	McDavid	-----	Brodziak	Sportsnet
Nov. 5	at Washington	L. 4-2	-----	-----	-----	Sportsnet
Nov. 6	at Tampa Bay	L. 5-2	-----	-----	-----	Sportsnet
Nov. 8	at Florida	L. 4-1	-----	-----	-----	Sportsnet
Nov. 11	vs. Colorado	L. 4-1	-----	Koskinen	-----	Sportsnet
Nov. 13	vs. Montreal	W. 6-2	Draisaitl	Benning	Russell	Sportsnet
Nov. 17	at Calgary	L. 4-2	-----	-----	-----	Sportsnet
Nov. 18	vs. Vegas	L. 6-3	-----	-----	McDavid	Sportsnet
Nov. 20	at San Jose	W. 4-3 (OT)	Draisaitl	McDavid	Nugent-Hopkins	Sportsnet
Nov. 23	at Anaheim	L. 2-1 (OT)	-----	-----	-----	Sportsnet
Nov. 25	at Los Angeles	L. 5-2	-----	-----	Chiasson	Sportsnet
Nov. 27	vs. Dallas	W. 1-0 (OT)	Koskinen	Klefbon	-----	Sportsnet
Nov. 29	vs. Los Angeles	W. 3-2	McDavid	Klefbon	-----	Sportsnet
Dec. 1	vs. Vegas	W. 2-1	McDavid	Koskinen	-----	Sportsnet
Dec. 3	at Dallas	L. 4-1	-----	-----	-----	Sportsnet
Dec. 5	at St. Louis	W. 3-2 (SO)	McDavid	Klefbon	-----	Sportsnet
Dec. 7	vs. Minnesota	W. 7-2	McDavid	Draisaitl	Talbot	Sportsnet
Dec. 9	vs. Calgary	W. 1-0	Koskinen	McDavid	-----	Sportsnet
Dec. 11	at Colorado	W. 6-4	Draisaitl	-----	McDavid	Sportsnet
Dec. 13	at Winnipeg	L. 5-4 (OT)	-----	McDavid	-----	Sportsnet
Dec. 14	vs. Philadelphia	W. 4-1	Koskinen	McDavid	Chiasson	Sportsnet
Dec. 16	at Vancouver	L. 4-2	-----	McDavid	-----	Sportsnet
Dec. 18	vs. St. Louis	L. 4-1	-----	-----	Jones	Sportsnet
Dec. 22	vs. Tampa Bay	L. 6-3	-----	McDavid	-----	Sportsnet
Dec. 27	vs. Vancouver	L. 4-2	-----	McDavid	-----	Sportsnet
Dec. 29	vs. San Jose	L. 7-4	-----	-----	Jones	Sportsnet
Dec. 31	vs. Winnipeg	L. 4-3	-----	Draisaitl	-----	Sportsnet
Jan. 2	at Arizona	W. 3-1	McDavid	Draisaitl	-----	Sportsnet
Jan. 5	at Los Angeles	L. 4-0	-----	-----	-----	Sportsnet
Jan. 6	at Anaheim	W. 4-0	Talbot	McDavid	Larsson	Sportsnet
Jan. 8	at San Jose	L. 7-2	-----	-----	-----	Sportsnet
Jan. 10	vs. Florida	W. 4-3 (SO)	McDavid	Nurse	Draisaitl	Sportsnet
Jan. 12	vs. Arizona	L. 3-2	-----	-----	Nugent-Hopkins	Sportsnet
Jan. 14	vs. Buffalo	L. 7-2	Kassian	Lucic	Koskinen	Sportsnet
Jan. 16	at Vancouver	W. 3-2 (SO)	-----	Nugent-Hopkins	Koskinen	Sportsnet
Jan. 19	vs. Calgary	L. 5-2	-----	Puljujarvi	-----	Sportsnet
Jan. 20	vs. Carolina	L. 7-4	-----	Draisaitl	-----	Sportsnet
Jan. 22	vs. Detroit	L. 3-2	-----	-----	Draisaitl	Sportsnet
Feb. 2	at Philadelphia	L. 5-4 (OT)	-----	McDavid	-----	Sportsnet
Feb. 3	at Montreal	L. 4-3 (OT)	-----	Draisaitl	McDavid	Sportsnet
Feb. 5	vs. Chicago	L. 6-2	-----	Draisaitl	-----	Sportsnet
Feb. 7	at Minnesota	W. 4-1	Draisaitl	Nugent-Hopkins	-----	Sportsnet
Feb. 9	vs. San Jose	L. 5-2	-----	-----	-----	Sportsnet
Feb. 13	at Pittsburgh	L. 3-1	-----	Draisaitl	-----	Sportsnet
Feb. 15	at Carolina	L. 3-1	-----	McDavid	-----	Sportsnet
Feb. 16	at NY Islanders	L. 5-2	-----	Draisaitl	McDavid	Sportsnet
Feb. 19	vs. Arizona	L. 3-2 (SO)	Draisaitl	-----	Koskinen	Sportsnet
Feb. 21	vs. NY Islanders	W. 4-3 (OT)	McDavid	-----	Gagner	Sportsnet
Feb. 23	vs. Anaheim	W. 2-1	Koskinen	Currie	Lucic	Sportsnet



DATE	OPPONENT	RESULT	FIRST STAR	SECOND STAR	THIRD STAR	SELECTOR
Feb. 25	at Nashville	L. 3-2 (SO)	-----	-----	-----	Sportsnet
Feb. 27	at Toronto	L. 6-2	-----	-----	-----	Sportsnet
Feb. 28	at Ottawa	W. 4-2	McDavid	Currie	-----	Sportsnet
Mar. 2	at Columbus	-----	-----	W. 4-0	Draisaitl	-----
McDavid		Koskinen	-----	Sportsnet	-----	-----
Mar. 4	at Buffalo	W. 4-3	-----	Nurse	McDavid	Sportsnet
Mar. 7	vs. Vancouver	W. 3-2	McDavid	Kassian	-----	Sportsnet
Mar. 9	vs. Toronto	L. 3-2	-----	Draisaitl	-----	Sportsnet
Mar. 11	vs. NY Rangers	W. 3-2 (OT)	Draisaitl	-----	Benning	Sportsnet
Mar. 13	vs. New Jersey	L. 6-3	-----	-----	McDavid	Sportsnet
Mar. 16	at Arizona	W. 3-2 (OT)	McDavid	-----	Koskinen	Sportsnet
Mar. 17	at Las Vegas	L. 6-3	-----	-----	-----	Sportsnet
Mar. 19	at St. Louis	L. 7-2	-----	-----	-----	Sportsnet
Mar. 21	vs. Columbus	W. 4-1	McDavid	Draisaitl	Kassian	Sportsnet
Mar. 23	vs. Ottawa	L. 4-3 (OT)	-----	McDavid	-----	Sportsnet
Mar. 26	vs. Los Angeles	W. 8-4	Draisaitl	Nugent-Hopkins	McDavid	Sportsnet
Mar. 28	vs. Dallas	L. 3-2 (SO)	-----	McDavid	-----	Sportsnet
Mar. 30	vs. Anaheim	W. 5-1	-----	-----	Gagner	Sportsnet
Apr. 1	at Las Vegas	L. 3-1	-----	-----	-----	Sportsnet
Apr. 2	at Colorado	L. 6-2	-----	-----	-----	Sportsnet
Apr. 4	vs. San Jose	L. 3-2	Draisaitl	-----	-----	Sportsnet
Apr. 6	at Calgary	W. 3-1	-----	Koskinen	Draisaitl	Sportsnet







EDMONTON OILERS  
VS OPPONENTS



**ANAHEIM DUCKS**

Honda Center  
2695 E. Katella Ave.  
Anaheim, CA 92806

O: 714-940-2900, F: 714-940-2953

Website: [www.nhl.com/ducks](http://www.nhl.com/ducks)

Twitter: @AnaheimDucks

Arena Capacity: 17,174

**2019-20 GAMES VS ANAHEIM**

**AT EDMONTON** – Mar. 23, Mar. 29

**AT ANAHEIM** – Nov. 10, Feb. 25

**CLUB DIRECTORY**

Owners .....	Henry and Susan Samueli
Chief Executive Officer .....	Michael Schulman
Executive Vice President/General Manager .....	Bob Murray
Executive Vice President/Chief Operating Officer .....	Tim Ryan
Senior Vice President, Hockey Operations .....	David McNab
Assistant General Manager .....	Dave Nonis
Director of Professional Scouting .....	Rick Paterson
Director of Amateur Scouting .....	Martin Madden
Director of Player Development .....	Todd Marchant
Director of Player Evaluation .....	Bruce Franklin
Director of High Performance .....	Jeremy Bettie

**EDMONTON OILERS VS ANAHEIM DUCKS**

**YEARLY RECORD 1993-94 TO 2018-19**

SEASON	GP	W	L	T	OTL	GF	GA	PTS	PCT.	AT EDMONTON					AT ANAHEIM						
										W	L	T	OTL	GF	GA	W	L	T	OTL	GF	GA
1993-94	6	1	5	0	0	13	23	2	0.167	0	3	0	0	6	13	1	2	0	0	7	10
1994-95	4	2	2	0	0	11	10	4	0.500	2	0	0	0	4	1	0	2	0	0	7	9
1995-96	5	4	1	0	0	11	5	8	0.800	3	0	0	0	8	3	1	1	0	0	3	2
1996-97	5	0	4	1	0	8	18	1	0.100	0	2	0	0	2	6	0	2	1	0	6	12
1997-98	6	2	4	0	0	14	17	4	0.333	1	2	0	0	6	10	1	2	0	0	8	7
1998-99	5	3	2	0	0	15	12	6	0.600	1	1	0	0	2	2	2	1	0	0	13	10
1999-00	4	2	2	0	0	9	8	4	0.500	2	0	0	0	6	2	0	2	0	0	3	6
2000-01	4	2	1	1	0	13	11	5	0.625	2	0	0	0	8	5	0	1	1	0	5	6
2001-02	4	3	1	0	0	8	5	6	0.750	2	0	0	0	6	3	1	1	0	0	2	2
2002-03	4	4	0	0	0	11	5	8	1.000	2	0	0	0	6	4	2	0	0	0	5	1
2003-04	4	3	1	0	0	8	7	6	0.750	2	0	0	0	3	1	1	1	0	0	5	6
2004-05	DID NOT PLAY																				
2005-06	4	4	0	0	0	18	11	8	1.000	2	0	0	0	8	6	2	0	0	0	10	5
2006-07	4	1	2	0	1	9	15	3	0.375	1	0	0	1	6	4	0	2	0	0	3	11
2007-08	4	3	1	0	0	13	5	6	0.750	1	1	0	0	6	3	2	0	0	0	7	2
2008-09	4	2	1	0	1	13	13	5	0.625	0	1	0	1	5	8	2	0	0	0	8	5
2009-10	4	0	4	0	0	9	20	0	0.000	0	2	0	0	5	10	0	2	0	0	4	10
2010-11	4	1	2	0	1	8	12	3	0.375	0	1	0	1	2	7	1	1	0	0	6	5
2011-12	4	1	2	0	1	6	13	3	0.375	0	1	0	1	2	8	1	1	0	0	4	5
2012-13	3	0	3	0	0	2	8	0	0.000	0	2	0	0	1	6	0	1	0	0	1	2
2013-14	5	2	3	0	0	14	16	4	0.400	2	0	0	0	8	5	0	3	0	0	6	11
2014-15	4	0	4	0	0	5	13	0	0.000	0	2	0	0	3	6	0	2	0	0	2	7
2015-16	5	1	3	0	1	9	13	3	0.300	0	3	0	0	4	8	1	0	0	1	5	5
2016-17	5	3	2	0	0	14	12	6	0.600	2	0	0	0	6	4	1	2	0	0	8	8
2017-18	4	2	1	0	1	14	14	5	0.625	1	0	0	1	6	6	1	1	0	0	8	8
2018-19	4	2	1	0	1	8	8	5	0.625	1	1	0	0	3	6	1	0	0	1	5	2
<b>1993-2019</b>	<b>109</b>	<b>48</b>	<b>52</b>	<b>2</b>	<b>7</b>	<b>263</b>	<b>294</b>	<b>105</b>	<b>0.482</b>	<b>27</b>	<b>22</b>	<b>0</b>	<b>5</b>	<b>122</b>	<b>137</b>	<b>21</b>	<b>30</b>	<b>2</b>	<b>2</b>	<b>141</b>	<b>157</b>



## EDMONTON OILERS VS ANAHEIM DUCKS

## 2018-19 RESULTS &amp; STATISTICS

\* Overtime \*\* Shootout

AT EDMONTON	SCORE	WINNING GOAL	AT ANAHEIM	SCORE	WINNING GOAL
30 Mar '19	ANA 5 @ EDM 1	Rickard Rakell	06 Jan '19	EDM 4 @ ANA 0	Connor McDavid
23 Feb '19	ANA 1 @ EDM 2	Sam Gagner	23 Nov '18	* EDM 1 @ ANA 2	Rickard Rakell

OILERS	GP	G	A	P	+/-	PIM	PP	SH	DUCKS	GP	G	A	P	+/-	PIM	PP	SH
Ryan Nugent-Hopkins	4	1	2	3	1	0	1	0	Rickard Rakell	3	4	1	5	3	0	0	0
Sam Gagner	2	2	0	2	0	0	0	0	Nick Ritchie	3	1	1	2	2	2	0	0
Leon Draisaitl	4	1	1	2	0	4	0	0	Jakob Silfverberg	4	0	2	2	1	0	0	0
Connor McDavid	3	1	1	2	-3	0	0	0	Hampus Lindholm	3	0	2	2	0	2	0	0
Milan Lucic	4	0	2	2	3	6	0	0	Carter Rowney	3	1	0	1	0	0	0	0
Caleb Jones	1	0	2	2	2	2	0	0	Corey Perry	2	1	0	1	0	2	0	0
Kyle Brodziak	4	1	0	1	-2	0	0	1	Devin Shore	2	1	0	1	0	0	0	0
Josh Currie	1	1	0	1	1	0	0	0	Adam Henrique	4	0	1	1	1	2	0	0
Jesse Puljujarvi	1	1	0	1	2	2	0	0	Brandon Montour	3	0	1	1	-1	4	0	0
Alex Chiasson	4	0	1	1	1	0	0	0	Ryan Getzlaf	2	0	1	1	-1	0	0	0
Zack Kassian	4	0	1	1	-3	0	0	0	Sam Steel	2	0	1	1	2	0	0	0
Darnell Nurse	4	0	1	1	-1	4	0	0	Sam Carrick	1	0	1	1	1	0	0	0
Kris Russell	4	0	1	1	0	0	0	0	Michael Del Zotto	1	0	1	1	1	0	0	0
Oscar Klefbom	3	0	1	1	-2	0	0	0	Korbinian Holzer	1	0	1	1	3	0	0	0
Andrej Sekera	2	0	1	1	-1	0	0	0	Marcus Pettersson	1	0	1	1	1	0	0	0
Adam Larsson	4	0	0	0	1	0	0	0	Cam Fowler	3	0	0	0	0	0	0	0
Matt Benning	3	0	0	0	-1	0	0	0	Ryan Kesler	3	0	0	0	0	2	0	0
Juhar Khaira	3	0	0	0	-1	0	0	0	Josh Manson	3	0	0	0	-2	0	0	0
Ty Rattie	3	0	0	0	0	2	0	0	Kiefer Sherwood	3	0	0	0	0	0	0	0
Tobias Rieder	3	0	0	0	0	0	0	0	Pontus Aberg	2	0	0	0	-3	0	0	0
Colby Cave	2	0	0	0	1	0	0	0	Andrew Cogliano	2	0	0	0	0	0	0	0
Joseph Gambardella	2	0	0	0	-2	2	0	0	Brian Gibbons	2	0	0	0	-1	0	0	0
Kevin Gravel	2	0	0	0	1	0	0	0	Derek Grant	2	0	0	0	-2	0	0	0
Drake Caggiula	1	0	0	0	0	0	0	0	Max Jones	2	0	0	0	0	0	0	0
Brad Malone	1	0	0	0	0	0	0	0	Ondrej Kase	2	0	0	0	-2	0	0	0
Cooper Marody	1	0	0	0	0	0	0	0	Jacob Larsson	2	0	0	0	0	0	0	0
Alexander Petrovic	1	0	0	0	0	0	0	0	Josh Mahura	2	0	0	0	0	0	0	0
Ryan Spooner	1	0	0	0	0	0	0	0	Andy Welinski	2	0	0	0	1	2	0	0
									Chase De Leo	1	0	0	0	1	0	0	0
									Jake Dotchin	1	0	0	0	0	0	0	0
									Kalle Kossila	1	0	0	0	0	0	0	0
									Jaycob Megna	1	0	0	0	-1	0	0	0
									Daniel Sprong	1	0	0	0	0	0	0	0
									Troy Terry	1	0	0	0	0	0	0	0

OILERS GOALTENDERS	GP	MIN	W-L-OT	GA	SA	SV	GAA	SV%
Mikko Koskinen	3	155	1-1-1	7	80	73	2.71	.912
Cam Talbot	1	60	1-0-0	0	39	39	0.00	1.000
Anthony Stolarz	1	25	0-0-0	1	17	16	2.42	.941

DUCKS GOALTENDERS	GP	MIN	W-L-OT	GA	SA	SV	GAA	SV%
John Gibson	3	179	2-1-0	6	83	77	2.01	.928
Kevin Boyle	1	58	0-1-0	2	21	19	2.07	.905

GOALS BY PERIOD	1	2	3	OT	TOTAL	SHOTS BY PERIOD	1	2	3	OT	TOTAL
Oilers	4	2	2	0	8	Oilers	36	34	34	0	104
Ducks	1	4	2	1	8	Ducks	43	44	47	2	136

POWERPLAY	PPG	ATT	PCT.	PENALTY KILLING	PK	TSH	PCT.
Oilers	1	5	20.0	Oilers	7	7	100.0
Ducks	0	7	0.0	Ducks	4	5	80.0



**ARIZONA COYOTES**

Gila River Arena  
 9400 W. Maryland Ave.  
 Glendale, AZ 85305

O: 623-772-3200, F: 623-872-2000  
 Website: [www.nhl.com/coyotes](http://www.nhl.com/coyotes)  
 Twitter: @ArizonaCoyotes  
 Arena Capacity: 17,125

**2019-20 GAMES VS ARIZONA**

**AT EDMONTON** – Nov. 4, Jan. 18

**AT ARIZONA** – Nov. 24, Feb. 4

**CLUB DIRECTORY**

Majority Owner, Chairman and Governor ..... Alex Meruelo  
 Minority Owner and Alternate Governor ..... Andrew Barroway  
 President, CEO and Alternate Governor ..... Ahron Cohen  
 President of Hockey Operations, GM and Alternate Governor ..... John Chayka

**EDMONTON OILERS VS ARIZONA COYOTES**

**YEARLY RECORD 1979-80 TO 2018-19**

SEASON											AT EDMONTON					AT ARIZONA						
	GP	W	L	T	OTL	GF	GA	PTS	PCT.		W	L	T	OTL	GF	GA	W	L	T	OTL	GF	GA
1979-80	4	1	2	1	0	17	16	3	0.375	1	1	0	0	12	6	0	1	1	0	5	10	
1980-81	4	4	0	0	0	26	9	8	1.000	2	0	0	0	17	6	2	0	0	0	9	3	
1981-82	3	2	1	0	0	14	7	4	0.667	1	1	0	0	4	5	1	0	0	0	10	2	
1982-83	8	6	2	0	0	45	31	12	0.750	4	0	0	0	22	7	2	2	0	0	23	24	
1983-84	8	8	0	0	0	53	37	16	1.000	4	0	0	0	24	16	4	0	0	0	29	21	
1984-85	8	5	3	0	0	40	34	10	0.625	2	2	0	0	22	21	3	1	0	0	18	13	
1985-86	8	6	2	0	0	47	34	12	0.750	3	1	0	0	22	15	3	1	0	0	25	19	
1986-87	8	5	3	0	0	33	27	10	0.625	3	1	0	0	16	10	2	2	0	0	17	17	
1987-88	8	4	1	3	0	32	21	11	0.688	2	0	2	0	15	10	2	1	1	0	17	11	
1988-89	8	4	3	1	0	40	35	9	0.563	2	2	0	0	17	17	2	1	1	0	23	18	
1989-90	8	5	3	0	0	38	28	10	0.625	4	0	0	0	23	11	1	3	0	0	15	17	
1990-91	8	3	4	1	0	21	23	7	0.438	1	2	1	0	9	10	2	2	0	0	12	13	
1991-92	7	3	3	1	0	25	27	7	0.500	2	2	0	0	15	16	1	1	1	0	10	11	
1992-93	9	1	8	0	0	29	44	2	0.111	0	4	0	0	13	22	1	4	0	0	16	22	
1993-94	4	3	1	0	0	18	11	6	0.750	2	0	0	0	11	2	1	1	0	0	7	9	
1994-95	4	2	1	1	0	15	16	5	0.625	0	1	1	0	4	8	2	0	0	0	11	8	
1995-96	4	2	2	0	0	14	20	4	0.500	2	0	0	0	10	7	0	2	0	0	4	13	
1996-97	4	3	1	0	0	15	11	6	0.750	1	1	0	0	6	7	2	0	0	0	9	4	
1997-98	4	3	1	0	0	17	12	6	0.750	2	0	0	0	9	4	1	1	0	0	8	8	
1998-99	4	2	2	0	0	17	14	4	0.500	1	1	0	0	8	10	1	1	0	0	9	4	
1999-00	4	3	0	0	1	16	13	7	0.875	2	0	0	0	7	4	1	0	0	1	9	9	
2000-01	4	0	2	2	0	8	13	2	0.250	0	0	2	0	4	4	0	2	0	0	4	9	
2001-02	4	4	0	0	0	18	9	8	1.000	2	0	0	0	9	2	2	0	0	0	9	7	
2002-03	4	1	1	0	2	10	15	4	0.500	1	1	0	0	5	8	0	0	0	2	5	7	
2003-04	4	3	0	1	0	19	11	7	0.875	2	0	0	0	9	6	1	0	1	0	10	5	
2004-05	DID NOT PLAY																					
2005-06	4	2	0	0	2	17	12	6	0.750	1	0	0	1	10	5	1	0	0	1	7	7	
2006-07	4	2	2	0	0	10	13	4	0.500	1	1	0	0	5	5	1	1	0	0	5	8	
2007-08	4	4	0	0	0	22	10	8	1.000	2	0	0	0	13	6	2	0	0	0	9	4	
2008-09	4	3	1	0	0	15	9	6	0.750	2	0	0	0	10	5	1	1	0	0	5	4	
2009-10	4	1	1	0	2	11	14	4	0.500	1	0	0	1	8	5	0	1	0	1	3	9	
2010-11	4	1	2	0	1	8	15	3	0.375	0	1	0	1	4	7	1	1	0	0	4	8	
2011-12	4	0	3	0	1	7	14	1	0.125	0	1	0	1	3	6	0	2	0	0	4	8	
2012-13	3	2	1	0	0	6	6	4	0.667	1	1	0	0	4	5	1	0	0	0	2	1	
2013-14	5	1	3	0	1	15	21	3	0.300	0	2	0	0	5	10	1	1	0	1	10	11	
2014-15	5	0	4	0	1	9	21	1	0.100	0	3	0	0	4	12	0	1	0	1	5	9	
2015-16	5	1	3	0	1	10	19	3	0.300	1	1	0	0	4	7	0	2	0	1	6	12	
2016-17	5	3	1	0	1	14	10	7	0.700	2	1	0	0	9	5	1	0	0	1	5	5	
2017-18	4	3	1	0	0	11	8	24	3.000	2	0	0	0	7	5	1	1	0	0	4	3	
2018-19	4	2	1	0	1	10	9	5	0.625	0	1	0	1	4	6	2	0	0	0	6	3	
1979-2019	202	108	69	11	14	792	699	241	0.597	59	32	6	5	403	323	49	37	5	9	389	376	
ARI 1996-2019	91	44	30	3	14	285	279	105	0.577	24	15	2	5	147	134	20	15	1	9	138	145	
WPG 1979-1995	111	64	39	8	0	507	420	136	0.613	35	17	4	0	256	189	29	22	4	0	251	231	

\* Franchise located in Winnipeg from 1979-80 to 1995-96. Moved to Phoenix for 1996-97 season

\*\* Changed name from Phoenix to Arizona Coyotes in 2014





## EDMONTON OILERS VS ARIZONA COYOTES

## 2018-19 RESULTS &amp; STATISTICS

\* Overtime \*\* Shootout

AT EDMONTON	SCORE	WINNING GOAL	AT ARIZONA	SCORE	WINNING GOAL
19 Feb '19	** ARI 3 @ EDM 2	Vinnie Hinostroza	16 Mar '19	* EDM 3 @ ARI 2	Connor McDavid
12 Jan '19	ARI 3 @ EDM 2	Conor Garland	02 Jan '19	EDM 3 @ ARI 1	Connor McDavid

OILERS	GP	G	A	P	+/-	PIM	PP	SH	COYOTES	GP	G	A	P	+/-	PIM	PP	SH
Connor McDavid	3	5	2	7	5	0	0	1	Alex Galchenyuk	4	2	2	4	-2	4	1	0
Leon Draisaitl	4	1	4	5	4	2	0	0	Conor Garland	4	2	1	3	0	4	2	0
Zack Kassian	4	0	3	3	3	4	0	0	Jordan Oesterle	4	1	1	2	2	0	0	0
Adam Larsson	4	1	1	2	4	2	0	0	Jakob Chychrun	4	0	2	2	-3	0	0	0
Ryan Nugent-Hopkins	4	1	1	2	2	0	0	0	Mario Kempe	4	0	2	2	0	4	0	0
Kris Russell	3	1	1	2	2	0	0	0	Josh Archibald	4	1	0	1	0	2	0	0
Matt Benning	4	1	0	1	-1	0	0	0	Vinnie Hinostroza	4	1	0	1	-1	0	0	0
Darnell Nurse	4	0	1	1	4	2	0	0	Brad Richardson	3	1	0	1	-3	0	0	0
Alex Chiasson	3	0	1	1	0	2	0	0	Nick Cousins	4	0	1	1	0	0	0	0
Ty Rattie	3	0	1	1	2	0	0	0	Lawson Crouse	4	0	1	1	0	2	0	0
Oscar Klefbom	2	0	1	1	2	0	0	0	Oliver Ekman-Larsson	4	0	1	1	-6	0	0	0
Milan Lucic	4	0	0	0	-1	2	0	0	Niklas Hjalmarsson	4	0	1	1	-2	0	0	0
Tobias Rieder	4	0	0	0	0	0	0	0	Clayton Keller	4	0	1	1	-3	0	0	0
Kyle Brodziak	3	0	0	0	1	4	0	0	Richard Panik	3	0	1	1	-3	2	0	0
Jujhar Khaira	3	0	0	0	-1	0	0	0	Derek Stepan	3	0	1	1	-1	0	0	0
Colby Cave	2	0	0	0	0	2	0	0	Kevin Connauton	2	0	1	1	0	0	0	0
Josh Currie	2	0	0	0	0	0	0	0	Christian Fischer	3	0	0	0	-1	0	0	0
Sam Gagner	2	0	0	0	-1	2	0	0	Alex Goligoski	3	0	0	0	1	2	0	0
Joseph Gambardella	2	0	0	0	0	0	0	0	Ilya Lyubushkin	2	0	0	0	-1	0	0	0
Caleb Jones	2	0	0	0	0	0	0	0	Jordan Weal	2	0	0	0	0	0	0	0
Jesse Puljujarvi	2	0	0	0	0	0	0	0	Jason Demers	1	0	0	0	1	0	0	0
Andrej Sekera	2	0	0	0	-1	0	0	0	Christian Dvorak	1	0	0	0	-1	2	0	0
Ryan Spooner	2	0	0	0	0	0	0	0	Michael Grabner	1	0	0	0	-1	0	0	0
Kevin Gravel	1	0	0	0	0	0	0	0									
Brad Malone	1	0	0	0	0	0	0	0									
Brandon Manning	1	0	0	0	0	0	0	0									
Alexander Petrovic	1	0	0	0	-1	0	0	0									

OILERS GOALTENDERS	GP	MIN	W-L-OT	GA	SA	SV	GAA	SV%
Mikko Koskinen	3	183	2-0-1	5	95	90	1.64	.947
Cam Talbot	1	59	0-1-0	3	29	26	3.07	.897

COYOTES GOALTENDERS	GP	MIN	W-L-OT	GA	SA	SV	GAA	SV%
Darcy Kuemper	3	186	2-0-1	7	87	80	2.26	.920
Adin Hill	1	58	0-1-0	2	23	21	2.06	.913

GOALS BY PERIOD	1	2	3	OT	TOTAL	SHOTS BY PERIOD	1	2	3	OT	TOTAL
Oilers	2	4	3	1	10	Oilers	30	38	34	9	111
Coyotes	2	4	2	0	8	Coyotes	49	46	27	2	124

POWERPLAY	PPG	ATT	PCT.	PENALTY KILLING	PK	TSH	PCT.
Oilers	0	10	0.0	Oilers	9	12	75.0
Coyotes	3	12	25.0	Coyotes	10	10	100.0



**BOSTON BRUINS**

TD Garden  
100 Legends Way  
Boston, MA 02114

O: 617-624-1900, F: 617-523-7184  
Website: [www.nhl.com/bruins](http://www.nhl.com/bruins)  
PR Website: [www.nhl.com/bruins/media](http://www.nhl.com/bruins/media)  
Twitter: @NHLBruins  
Arena Capacity: 17,565

**2019-20 GAMES VS BOSTON**

**AT EDMONTON** – Feb. 19

**AT BOSTON** – Jan. 4

**CLUB DIRECTORY**

Owner and Governor ..... Jeremy M. Jacobs  
 CEO ..... Charlie Jacobs  
 President ..... Cam Neely  
 Alternate Governors ..... Charlie Jacobs, Louis Jacobs, Jeremy Jacobs Jr.,  
 Harry Sinden, Don Sweeney, Cam Neely Senior Advisor to the Owner ..... Harry Sinden  
 General Manager ..... Don Sweeney  
 Assistant General Manager ..... Scott Bradley

**EDMONTON OILERS VS BOSTON BRUINS**

**YEARLY RECORD 1979-80 TO 2018-19**

SEASON											AT EDMONTON				AT BOSTON								
	GP	W	L	T	OTL	GF	GA	PTS	PCT.		W	L	T	OTL	GF	GA	W	L	T	OTL	GF	GA	
1979-80	4	0	4	0	0	6	17	0	0.000	0	2	0	0	3	6	0	2	0	0	3	11	3	11
1980-81	4	1	3	0	0	13	23	2	0.250	1	1	0	0	8	10	0	2	0	0	5	13	0	5
1981-82	3	0	1	2	0	8	11	2	0.333	0	0	2	0	6	6	0	1	0	0	2	5	2	5
1982-83	3	0	2	1	0	11	16	1	0.167	0	1	0	0	3	5	0	1	1	0	8	11	0	11
1983-84	3	2	1	0	0	8	6	4	0.667	2	0	0	0	7	2	0	1	0	0	1	4	1	4
1984-85	3	2	1	0	0	14	10	4	0.667	1	0	0	0	7	2	1	1	0	0	7	8	0	8
1985-86	3	2	1	0	0	13	11	4	0.667	1	1	0	0	8	8	1	0	0	0	5	3	0	3
1986-87	3	1	2	0	0	10	10	2	0.333	1	0	0	0	6	2	0	2	0	0	4	8	0	8
1987-88	3	1	1	1	0	10	12	3	0.500	1	1	0	0	8	10	0	0	1	0	2	2	2	2
1988-89	3	0	3	0	0	7	13	0	0.000	0	1	0	0	2	4	0	2	0	0	5	9	0	9
1989-90	3	0	2	1	0	5	12	1	0.167	0	1	1	0	3	6	0	1	0	0	2	6	0	6
1990-91	3	1	2	0	0	15	11	2	0.333	1	0	0	0	8	1	0	2	0	0	7	10	0	10
1991-92	3	1	2	0	0	10	14	2	0.333	0	1	0	0	3	5	1	1	0	0	7	9	0	9
1992-93	2	1	1	0	0	7	9	2	0.500	0	1	0	0	3	6	1	0	0	0	4	3	0	3
1993-94	2	0	2	0	0	2	8	0	0.000	0	1	0	0	1	3	0	1	0	0	1	5	0	5
1994-95	DID NOT PLAY																						
1995-96	2	1	1	0	0	8	10	2	0.500	0	1	0	0	4	7	1	0	0	0	4	3	0	3
1996-97	2	2	0	0	0	10	3	4	1.000	1	0	0	0	4	3	1	0	0	0	6	0	0	0
1997-98	2	0	2	0	0	2	5	0	0.000	0	1	0	0	1	2	0	1	0	0	1	3	0	3
1998-99	1	0	1	0	0	0	2	0	0.000	0	1	0	0	0	2	0	0	0	0	0	0	0	0
1999-00	2	1	0	1	0	6	4	3	0.750	1	0	0	0	4	2	0	0	1	0	2	2	0	2
2000-01	1	1	0	0	0	6	1	2	1.000	1	0	0	0	6	1	0	0	0	0	0	0	0	0
2001-02	1	0	0	0	1	0	1	1	0.500	0	0	0	0	0	0	0	0	0	1	0	1	0	1
2002-03	2	0	2	0	0	4	10	0	0.000	0	1	0	0	3	4	0	1	0	0	1	6	0	6
2003-04	1	0	1	0	0	3	4	0	0.000	0	0	0	0	0	0	0	1	0	0	3	4	0	4
2004-05	DID NOT PLAY																						
2005-06	1	0	0	0	1	4	5	1	0.500	0	0	0	1	4	5	0	0	0	0	0	0	0	0
2006-07	1	0	1	0	0	0	3	0	0.000	0	0	0	0	0	0	0	1	0	0	0	3	0	3
2007-08	0	0	0	0	0	0	0	0	n/a	0	0	0	0	0	0	0	0	0	0	0	0	0	0
2008-09	1	0	0	0	1	0	1	1	0.500	0	0	0	1	0	1	0	0	0	0	0	0	0	0
2009-10	1	0	1	0	0	0	2	0	0.000	0	0	0	0	0	0	0	1	0	0	0	0	0	0
2010-11	1	0	1	0	0	2	3	0	0.000	0	1	0	0	2	3	0	0	0	0	0	0	0	0
2011-12	1	0	1	0	0	3	6	0	0.000	0	0	0	0	0	0	0	1	0	0	3	6	0	6
2012-13	0	0	0	0	0	0	0	0	n/a	0	0	0	0	0	0	0	0	0	0	0	0	0	0
2013-14	2	0	2	0	0	2	8	0	0.000	0	1	0	0	2	4	0	1	0	0	0	4	0	4
2014-15	2	1	1	0	0	6	8	2	0.500	1	0	0	0	4	3	0	1	0	0	2	5	0	5
2015-16	2	2	0	0	0	6	4	4	1.000	1	0	0	0	3	2	1	0	0	0	3	2	0	2
2016-17	2	2	0	0	0	11	7	4	1.000	1	0	0	0	7	4	1	0	0	0	4	3	0	3
2017-18	2	1	1	0	0	6	5	2	0.500	0	1	0	0	2	3	1	0	0	0	4	2	0	2
2018-19	2	1	1	0	0	4	6	2	0.500	1	0	0	0	3	2	0	1	0	0	1	4	0	4
<b>1979-2019</b>	<b>77</b>	<b>24</b>	<b>44</b>	<b>6</b>	<b>3</b>	<b>222</b>	<b>281</b>	<b>57</b>	<b>0.370</b>	<b>15</b>	<b>18</b>	<b>3</b>	<b>2</b>	<b>125</b>	<b>124</b>	<b>9</b>	<b>26</b>	<b>3</b>	<b>1</b>	<b>97</b>	<b>157</b>	<b>0</b>	<b>157</b>



## EDMONTON OILERS VS BOSTON BRUINS

## 2018-19 RESULTS &amp; STATISTICS

\* Overtime \*\* Shootout

<b>AT EDMONTON</b>	<b>SCORE</b>	<b>WINNING GOAL</b>	<b>AT BOSTON</b>	<b>SCORE</b>	<b>WINNING GOAL</b>
18 Oct '18	* BOS 2 @ EDM 3	Leon Draisaitl	11 Oct '18	EDM 1 @ BOS 4	Brad Marchand

OILERS	GP	G	A	P	+/-	PIM	PP	SH	BRUINS	GP	G	A	P	+/-	PIM	PP	SH
Connor McDavid	2	1	2	3	1	0	0	0	Matt Grzelcyk	2	0	3	3	1	0	0	0
Leon Draisaitl	2	1	0	1	-2	0	0	0	David Pastrnak	2	2	0	2	0	0	1	0
Ryan Nugent-Hopkins	2	1	0	1	-1	0	1	0	Patrice Bergeron	2	1	1	2	0	0	0	0
Kailer Yamamoto	2	1	0	1	0	0	0	0	David Krejci	2	1	1	2	2	0	0	0
Oscar Klefbom	2	0	1	1	-1	2	0	0	Brad Marchand	2	1	1	2	0	0	1	0
Adam Larsson	2	0	1	1	0	4	0	0	Joakim Nordstrom	2	1	0	1	1	2	0	0
Darnell Nurse	2	0	1	1	-1	0	0	0	Danton Heinen	2	0	1	1	1	2	0	0
Ty Rattie	2	0	1	1	1	0	0	0	Charlie McAvoy	2	0	1	1	-2	4	0	0
Kris Russell	2	0	1	1	1	2	0	0	Noel Acciari	2	0	0	0	0	0	0	0
Matt Benning	2	0	0	0	0	0	0	0	David Backes	2	0	0	0	0	0	2	0
Evan Bouchard	2	0	0	0	-2	0	0	0	Brandon Carlo	2	0	0	0	3	2	0	0
Zack Kassian	2	0	0	0	0	0	0	0	Zdeno Chara	2	0	0	0	-2	0	0	0
Jujhar Khaira	2	0	0	0	-1	7	0	0	Jake DeBrusk	2	0	0	0	2	0	0	0
Milan Lucic	2	0	0	0	-1	2	0	0	Sean Kuraly	2	0	0	0	0	0	0	0
Jesse Puljujarvi	2	0	0	0	0	2	0	0	Kevan Miller	2	0	0	0	1	5	0	0
Tobias Rieder	2	0	0	0	-1	2	0	0	John Moore	2	0	0	0	2	0	0	0
Ryan Strome	2	0	0	0	1	2	0	0	Chris Wagner	2	0	0	0	-1	2	0	0
Kyle Brodziak	1	0	0	0	-1	0	0	0	Anders Bjork	1	0	0	0	0	0	0	0
Drake Caggiula	1	0	0	0	-1	2	0	0	Ryan Donato	1	0	0	0	-1	0	0	0

<b>OILERS GOALTENDERS</b>	<b>GP</b>	<b>MIN</b>	<b>W-L-OT</b>	<b>GA</b>	<b>SA</b>	<b>SV</b>	<b>GAA</b>	<b>SV%</b>
Cam Talbot	2	119	1-1-0	5	60	55	2.52	.917

<b>BRUINS GOALTENDERS</b>	<b>GP</b>	<b>MIN</b>	<b>W-L-OT</b>	<b>GA</b>	<b>SA</b>	<b>SV</b>	<b>GAA</b>	<b>SV%</b>
Jaroslav Halak	2	121	1-0-1	4	48	44	1.99	.917

<b>GOALS BY PERIOD</b>	<b>1</b>	<b>2</b>	<b>3</b>	<b>OT</b>	<b>TOTAL</b>	<b>SHOTS BY PERIOD</b>	<b>1</b>	<b>2</b>	<b>3</b>	<b>OT</b>	<b>TOTAL</b>
Oilers	1	1	1	1	4	Oilers	16	16	15	1	48
Bruins	3	1	2	0	6	Bruins	27	14	20	0	61

<b>POWERPLAY</b>	<b>PPG</b>	<b>ATT</b>	<b>PCT.</b>	<b>PENALTY KILLING</b>	<b>PK</b>	<b>TSH</b>	<b>PCT.</b>
Oilers	1	4	25.0	Oilers	5	7	71.4
Bruins	2	7	28.6	Bruins	3	4	75.0



**BUFFALO SABRES**

KeyBank Center  
1 Seymour H. Knox III Plaza  
Buffalo, NY 14203

**2019-20 GAMES VS BUFFALO**

**AT EDMONTON** – Dec. 8  
**AT BUFFALO** – Jan. 2

O: 716-855-4100, F: 716-855-4122  
Website: [www.nhl.com/sabres](http://www.nhl.com/sabres)  
PR Website: [www.sabresdigitalpressbox.com](http://www.sabresdigitalpressbox.com)  
Twitter: @BuffaloSabres  
PR Twitter: @SabresPR Arena  
Capacity: 19,070

**CLUB DIRECTORY**

Owner/CEO ..... Terry Pegula  
Owner/President ..... Kim Pegula  
General Manager ..... Jason Botterill

**EDMONTON OILERS VS BUFFALO SABRES**

**YEARLY RECORD 1979-80 TO 2018-19**

SEASON										AT EDMONTON					AT BUFFALO							
	GP	W	L	T	OTL	GF	GA	PTS	PCT.	W	L	T	OTL	GF	GA	W	L	T	OTL	GF	GA	
1979-80	4	1	2	1	0	19	22	3	0.375	1	1	0	0	8	9	0	1	1	0	11	13	
1980-81	4	1	1	2	0	13	12	4	0.500	1	0	1	0	8	5	0	1	1	0	5	7	
1981-82	3	2	1	0	0	11	7	4	0.667	1	1	0	0	5	4	1	0	0	0	6	3	
1982-83	3	2	1	0	0	15	12	4	0.667	1	0	0	0	6	2	1	1	0	0	9	10	
1983-84	3	2	1	0	0	12	6	4	0.667	2	0	0	0	11	3	0	1	0	0	1	3	
1984-85	3	2	0	1	0	15	12	5	0.833	0	0	1	0	4	4	2	0	0	0	11	8	
1985-86	3	1	2	0	0	9	11	2	0.333	1	1	0	0	7	7	0	1	0	0	2	4	
1986-87	3	2	1	0	0	13	11	4	0.667	1	0	0	0	5	3	1	1	0	0	8	8	
1987-88	3	3	0	0	0	16	6	6	1.000	2	0	0	0	11	4	1	0	0	0	5	2	
1988-89	3	2	0	1	0	17	12	5	0.833	1	0	0	0	7	3	1	0	1	0	10	9	
1989-90	3	2	1	0	0	15	9	4	0.667	2	0	0	0	10	3	0	1	0	0	5	6	
1990-91	3	2	1	0	0	9	7	4	0.667	1	0	0	0	4	2	1	1	0	0	5	5	
1991-92	3	1	1	1	0	11	14	3	0.500	1	0	0	0	5	2	0	1	1	0	6	12	
1992-93	2	2	0	0	0	8	6	4	1.000	1	0	0	0	3	2	1	0	0	0	5	4	
1993-94	2	0	1	1	0	4	7	1	0.250	0	1	0	0	3	6	0	0	1	0	1	1	
1994-95	DID NOT PLAY																					
1995-96	2	1	1	0	0	6	8	2	0.500	1	0	0	0	5	4	0	1	0	0	1	4	
1996-97	2	2	0	0	0	7	4	4	1.000	1	0	0	0	4	3	1	0	0	0	3	1	
1997-98	2	0	1	1	0	4	5	1	0.250	0	1	0	0	0	1	0	0	1	0	4	4	
1998-99	2	2	0	0	0	11	6	4	1.000	1	0	0	0	6	3	1	0	0	0	5	3	
1999-00	1	0	0	1	0	2	2	1	0.500	0	0	0	0	0	0	0	1	0	0	2	2	
2000-01	2	2	0	0	0	7	2	4	1.000	1	0	0	0	3	2	1	0	0	0	4	0	
2001-02	1	1	0	0	0	3	0	2	1.000	0	0	0	0	0	0	1	0	0	0	3	0	
2002-03	1	0	0	1	0	1	1	1	0.500	0	0	1	0	1	1	0	0	0	0	0	0	
2003-04	1	1	0	0	0	4	1	2	1.000	1	0	0	0	4	1	0	0	0	0	0	0	
2004-05	DID NOT PLAY																					
2005-06	1	0	1	0	0	1	3	0	0.000	0	1	0	0	1	3	0	0	0	0	0	0	
2006-07	1	0	0	0	1	1	2	1	0.500	0	0	0	0	0	0	0	0	0	1	1	2	
2007-08	DID NOT PLAY																					
2008-09	1	0	1	0	0	2	10	0	0.000	0	1	0	0	2	10	0	0	0	0	0	0	
2009-10	1	0	1	0	0	1	3	0	0.000	0	0	0	0	0	0	0	1	0	0	1	3	
2010-11	1	0	1	0	0	2	4	0	0.000	0	1	0	0	2	4	0	0	0	0	0	0	
2011-12	1	0	1	0	0	3	4	0	0.000	0	0	0	0	0	0	0	1	0	0	3	4	
2012-13	DID NOT PLAY																					
2013-14	2	1	1	0	0	4	5	2	0.500	0	1	0	0	1	3	1	0	0	0	3	2	
2014-15	2	2	0	0	0	6	4	4	1.000	1	0	0	0	3	2	1	0	0	0	3	2	
2015-16	2	2	0	0	0	6	3	4	1.000	1	0	0	0	4	2	1	0	0	0	2	1	
2016-17	2	0	1	0	1	5	10	1	0.250	0	1	0	0	2	6	0	0	0	1	3	4	
2017-18	2	0	2	0	0	1	8	0	0.000	0	1	0	0	0	5	0	1	0	0	1	3	
2018-19	2	2	0	0	0	11	5	4	1.000	1	0	0	0	7	2	1	0	0	0	4	3	
<b>1979-2019</b>	<b>77</b>	<b>41</b>	<b>24</b>	<b>10</b>	<b>2</b>	<b>275</b>	<b>244</b>	<b>94</b>	<b>0.610</b>	<b>24</b>	<b>11</b>	<b>3</b>	<b>0</b>	<b>142</b>	<b>111</b>	<b>17</b>	<b>13</b>	<b>7</b>	<b>2</b>	<b>133</b>	<b>133</b>	





## EDMONTON OILERS VS BUFFALO SABRES

## 2018-19 RESULTS &amp; STATISTICS

\* Overtime \*\* Shootout

## AT EDMONTON

14 Jan '19

## SCORE

BUF 2 @ EDM 7

## WINNING GOAL

Zack Kassian

## AT BUFFALO

04 Mar '19

## SCORE

EDM 4 @ BUF 3

## WINNING GOAL

Kyle Brodziak

OILERS	GP	G	A	P	+/-	PIM	PP	SH	SABRES	GP	G	A	P	+/-	PIM	PP	SH
Connor McDavid	2	1	3	4	1	0	0	0	Jack Eichel	2	2	0	2	-3	0	1	0
Zack Kassian	2	3	0	3	4	0	0	0	Casey Mittelstadt	2	2	0	2	-1	0	0	0
Leon Draisaitl	2	2	1	3	1	2	1	1	Rasmus Ristolainen	2	0	2	2	-3	0	0	0
Milan Lucic	2	2	1	3	3	0	0	0	Evan Rodrigues	2	1	0	1	0	0	0	0
Darnell Nurse	2	1	2	3	3	0	0	0	Rasmus Dahlin	2	0	1	1	-1	2	0	0
Kyle Brodziak	2	1	1	2	2	0	0	0	Jason Pominville	2	0	1	1	0	0	0	0
Ryan Nugent-Hopkins	2	1	1	2	3	2	0	0	Conor Sheary	2	0	1	1	-1	0	0	0
Adam Larsson	2	0	2	2	2	0	0	0	Jeff Skinner	2	0	1	1	-3	2	0	0
Tobias Rieder	2	0	2	2	2	0	0	0	Vladimir Sobotka	1	0	1	1	0	0	0	0
Kris Russell	2	0	1	1	2	0	0	0	Scott Wilson	1	0	1	1	0	0	0	0
Sam Gagner	1	0	1	1	0	0	0	0	Zemgus Girgensons	2	0	0	0	-2	0	0	0
Caleb Jones	1	0	1	1	1	0	0	0	Johan Larsson	2	0	0	0	-2	0	0	0
Matt Benning	2	0	0	0	2	4	0	0	Kyle Okposo	2	0	0	0	-1	0	0	0
Alex Chiasson	2	0	0	0	2	2	0	0	Sam Reinhart	2	0	0	0	-3	0	0	0
Ty Rattie	2	0	0	0	-2	0	0	0	Marco Scandella	2	0	0	0	-3	2	0	0
Colby Cave	1	0	0	0	0	0	0	0	Tage Thompson	2	0	0	0	-2	0	0	0
Josh Currie	1	0	0	0	1	0	0	0	Nathan Beaulieu	1	0	0	0	-2	0	0	0
Jujhar Khaira	1	0	0	0	0	2	0	0	Zach Bogosian	1	0	0	0	-1	0	0	0
Oscar Klefbom	1	0	0	0	0	2	0	0	Matt Hunwick	1	0	0	0	0	0	0	0
Brandon Manning	1	0	0	0	1	0	0	0	Jake McCabe	1	0	0	0	-2	0	0	0
Jesse Puljujarvi	1	0	0	0	0	0	0	0	Brandon Montour	1	0	0	0	0	0	0	0
Andrej Sekera	1	0	0	0	1	0	0	0	Casey Nelson	1	0	0	0	0	0	0	0
Ryan Spooner	1	0	0	0	0	0	0	0									

## OILERS GOALTENDERS

Mikko Koskinen

GP

2

MIN

120

W-L-OT

2-0-0

GA

5

SA

81

SV

76

GAA

2.50

SV%

.938

## SABRES GOALTENDERS

Linus Ullmark

GP

2

MIN

75

W-L-OT

0-1-0

GA

6

SA

33

SV

27

GAA

4.79

SV%

.818

Carter Hutton

GP

2

MIN

43

W-L-OT

0-1-0

GA

5

SA

19

SV

14

GAA

7.00

SV%

.737

## GOALS BY PERIOD

	1	2	3	OT	TOTAL
Oilers	4	5	2	0	11
Sabres	5	0	0	0	5

## SHOTS BY PERIOD

	1	2	3	OT	TOTAL
Oilers	15	23	14	0	52
Sabres	29	26	26	0	81

## POWERPLAY

	PPG	ATT	PCT.
Oilers	1	2	50.0
Sabres	1	7	14.3

## PENALTY KILLING

	PK	TSH	PCT.
Oilers	6	7	85.7
Sabres	1	2	50.0



**CALGARY FLAMES**

Scotiabank Saddledome  
555 Saddledome Rise SE  
Calgary, AB T2P 3B9

O: 403-777-4636, F: 403-777-2171  
Website: [www.nhl.com/flames](http://www.nhl.com/flames)  
PR Website: [www.flamesmedia.ca](http://www.flamesmedia.ca)  
Twitter: @NHLFlames  
PR Twitter: @CgyFlamesPR  
Arena Capacity: 19,289

**2019-20 GAMES VS CALGARY**

**AT EDMONTON** – Dec. 27, Jan. 29  
**AT CALGARY** – Jan. 11, Feb. 1, Apr. 4

**CLUB DIRECTORY**

Vice Chairman of CSEC & Chief Executive Officer.....	Ken King
President & Chief Operating Officer.....	John Bean
General Manager.....	Brad Treliving
Senior Vice President of Hockey Operations.....	Don Maloney
Assistant General Managers.....	Craig Conroy, Brad Pascall

**EDMONTON OILERS VS CALGARY FLAMES**

**YEARLY RECORD 1979-80 TO 2018-19**

SEASON											AT EDMONTON				AT CALGARY								
	GP	W	L	T	OTL	GF	GA	PTS	PCT.		W	L	T	OTL	GF	GA	W	L	T	OTL	GF	GA	
1979-80	4	1	2	1	0	15	20	3	0.375	0	1	1	0	7	9	1	1	0	0	8	11		
1980-81	4	1	2	1	0	15	21	3	0.375	1	1	0	0	9	13	0	1	1	0	6	8		
1981-82	8	5	2	1	0	41	31	11	0.688	2	1	1	0	23	16	3	1	0	0	18	15		
1982-83	8	4	2	2	0	37	37	10	0.625	3	0	1	0	22	17	1	2	1	0	15	20		
1983-84	8	7	0	1	0	53	28	15	0.938	3	0	1	0	25	14	4	0	0	0	28	14		
1984-85	8	6	1	1	0	39	29	13	0.813	3	0	1	0	22	13	3	1	0	0	17	16		
1985-86	8	6	1	1	0	40	33	13	0.813	4	0	0	0	23	13	2	1	1	0	17	20		
1986-87	8	1	6	1	0	29	39	3	0.188	1	2	1	0	13	16	0	4	0	0	16	23		
1987-88	8	3	4	1	0	33	33	7	0.438	1	3	0	0	15	16	2	1	1	0	18	17		
1988-89	8	2	5	1	0	27	35	5	0.313	2	1	1	0	19	13	0	4	0	0	8	22		
1989-90	8	3	4	1	0	21	32	7	0.438	2	1	1	0	11	9	1	3	0	0	10	23		
1990-91	8	3	4	1	0	27	25	7	0.438	2	2	0	0	13	11	1	2	1	0	14	14		
1991-92	7	3	3	1	0	21	27	7	0.500	2	1	0	0	10	7	1	2	1	0	11	20		
1992-93	7	1	6	0	0	15	32	2	0.143	1	3	0	0	8	16	0	3	0	0	7	16		
1993-94	6	1	5	0	0	16	29	2	0.167	1	2	0	0	11	14	0	3	0	0	5	15		
1994-95	5	1	4	0	0	14	22	2	0.200	1	2	0	0	9	12	0	2	0	0	5	10		
1995-96	6	2	4	0	0	17	22	4	0.333	1	2	0	0	8	13	1	2	0	0	9	9		
1996-97	5	3	2	0	0	23	14	6	0.600	2	0	0	0	8	4	1	2	0	0	15	10		
1997-98	5	3	1	1	0	17	13	7	0.700	2	0	1	0	10	5	1	1	0	0	7	8		
1998-99	6	4	1	1	0	17	11	9	0.750	2	0	1	0	9	6	2	1	0	0	8	5		
1999-00	6	2	3	0	1	20	15	5	0.417	1	1	0	1	11	6	1	2	0	0	9	9		
2000-01	5	4	0	1	0	14	7	9	0.900	2	0	0	0	5	2	2	0	1	0	9	5		
2001-02	5	2	2	1	0	8	8	5	0.500	2	1	0	0	6	5	0	1	1	0	2	3		
2002-03	5	2	3	0	0	15	15	4	0.400	0	2	0	0	4	8	2	1	0	0	11	7		
2003-04	6	1	4	1	0	7	11	3	0.250	1	2	0	0	5	7	0	2	1	0	2	4		
2004-05	DID NOT PLAY																						
2005-06	8	3	5	0	0	18	26	6	0.375	2	2	0	0	10	13	1	3	0	0	8	13		
2006-07	8	3	5	0	0	14	21	6	0.375	2	2	0	0	7	10	1	3	0	0	7	11		
2007-08	8	4	4	0	0	18	18	8	0.500	2	2	0	0	10	7	2	2	0	0	8	11		
2008-09	6	3	2	0	1	19	19	7	0.583	2	0	0	1	10	6	1	2	0	0	9	13		
2009-10	6	0	5	0	1	11	25	1	0.083	0	2	0	1	7	12	0	3	0	0	4	13		
2010-11	6	1	3	0	2	17	23	4	0.333	1	1	0	1	9	7	0	2	0	1	8	16		
2011-12	6	2	4	0	0	15	18	4	0.333	1	2	0	0	8	12	1	2	0	0	7	6		
2012-13	4	2	2	0	0	16	11	4	0.500	1	1	0	0	5	5	1	1	0	0	11	6		
2013-14	5	2	1	0	2	9	14	6	0.600	0	1	0	2	3	12	2	0	0	0	6	2		
2014-15	5	0	4	0	1	8	21	1	0.100	0	2	0	0	2	9	0	2	0	1	6	12		
2015-16	5	2	3	0	0	14	18	4	0.400	1	2	0	0	6	11	1	1	0	0	8	7		
2016-17	4	4	0	0	0	21	11	8	1.000	2	0	0	0	9	5	2	0	0	0	12	6		
2017-18	5	3	2	0	0	16	12	6	0.600	3	0	0	0	14	8	0	2	0	0	2	4		
2018-19	4	2	2	0	0	8	10	4	0.500	1	1	0	0	3	5	1	1	0	0	5	5		
<b>1979-2019</b>	<b>242</b>	<b>102</b>	<b>113</b>	<b>19</b>	<b>8</b>	<b>785</b>	<b>836</b>	<b>231</b>	<b>0.477</b>	<b>59</b>	<b>46</b>	<b>10</b>	<b>6</b>	<b>402</b>	<b>382</b>	<b>43</b>	<b>67</b>	<b>9</b>	<b>2</b>	<b>383</b>	<b>454</b>		
<b>avg 1980-2019</b>	<b>238</b>	<b>101</b>	<b>111</b>	<b>18</b>	<b>8</b>	<b>770</b>	<b>816</b>	<b>228</b>	<b>0.479</b>	<b>59</b>	<b>45</b>	<b>9</b>	<b>6</b>	<b>395</b>	<b>373</b>	<b>42</b>	<b>66</b>	<b>9</b>	<b>2</b>	<b>375</b>	<b>443</b>		
<b>ATL 1979-1980</b>	<b>4</b>	<b>1</b>	<b>2</b>	<b>1</b>	<b>0</b>	<b>15</b>	<b>20</b>	<b>3</b>	<b>0.375</b>	<b>0</b>	<b>1</b>	<b>1</b>	<b>0</b>	<b>7</b>	<b>9</b>	<b>1</b>	<b>1</b>	<b>0</b>	<b>0</b>	<b>8</b>	<b>11</b>		

\* Franchise located in Atlanta during 1979-80 season. Moved to Calgary for 1980-81 season



## EDMONTON OILERS VS CALGARY FLAMES

## 2018-19 RESULTS &amp; STATISTICS

\* Overtime \*\* Shootout

AT EDMONTON	SCORE	WINNING GOAL	AT CALGARY	SCORE	WINNING GOAL
19 Jan '19	CGY 5 @ EDM 2	Oliver Kylington	06 Apr '19	EDM 3 @ CGY 1	Alex Chiasson
09 Dec '18	CGY 0 @ EDM 1	Connor McDavid	17 Nov '18	EDM 2 @ CGY 4	Elias Lindholm

OILERS	GP	G	A	P	+/-	PIM	PP	SH
Alex Chiasson	4	2	2	4	1	0	1	1
Leon Draisaitl	4	1	2	3	-1	8	0	0
Ryan Nugent-Hopkins	4	1	2	3	-3	0	0	0
Connor McDavid	4	2	0	2	-1	2	1	0
Jesse Puljujarvi	2	0	2	2	1	2	0	0
Darnell Nurse	4	1	0	1	4	13	0	0
Milan Lucic	3	1	0	1	-1	9	1	0
Adam Larsson	4	0	1	1	-5	4	0	0
Oscar Klefbom	3	0	1	1	-3	0	0	0
Caleb Jones	1	0	1	1	-2	0	0	0
Andrej Sekera	1	0	1	1	1	0	0	0
Matt Benning	4	0	0	0	0	0	0	0
Zack Kassian	4	0	0	0	0	28	0	0
Kris Russell	4	0	0	0	2	4	0	0
Kevin Gravel	3	0	0	0	1	0	0	0
Juhar Khaira	3	0	0	0	-1	0	0	0
Ty Rattie	3	0	0	0	-1	0	0	0
Kyle Brodziak	2	0	0	0	-1	2	0	0
Colby Cave	2	0	0	0	-1	0	0	0
Tobias Rieder	2	0	0	0	0	0	0	0
Ryan Spooner	2	0	0	0	-2	0	0	0
Drake Caggiula	1	0	0	0	0	0	0	0
Sam Gagner	1	0	0	0	0	0	0	0
Joseph Gambardella	1	0	0	0	0	0	0	0
Brad Malone	1	0	0	0	1	0	0	0
Brandon Manning	1	0	0	0	-1	2	0	0
Cooper Marody	1	0	0	0	0	0	0	0
Patrick Russell	1	0	0	0	0	0	0	0
Kailer Yamamoto	1	0	0	0	-1	0	0	0
Valentin Zykov	1	0	0	0	0	0	0	0

FLAMES	GP	G	A	P	+/-	PIM	PP	SH
Sean Monahan	3	2	2	4	1	0	1	0
Elias Lindholm	4	2	1	3	2	2	0	0
Johnny Gaudreau	4	1	2	3	3	2	0	0
Mark Giordano	3	1	2	3	-1	8	1	0
Travis Hamonic	4	0	3	3	5	0	0	0
Noah Hanifin	4	0	3	3	4	0	0	0
Mikael Backlund	3	1	1	2	2	8	0	0
Mark Jankowski	4	1	0	1	0	0	0	0
Derek Ryan	4	1	0	1	0	0	1	0
Oliver Kylington	2	1	0	1	1	0	0	0
Sam Bennett	3	0	1	1	-2	9	0	0
Michael Frolik	3	0	1	1	0	2	0	0
Matthew Tkachuk	3	0	1	1	-1	0	0	0
Rasmus Andersson	4	0	0	0	0	2	0	0
TJ Brodie	4	0	0	0	-2	2	0	0
Garnet Hathaway	4	0	0	0	0	2	0	0
James Neal	4	0	0	0	1	4	0	0
Andrew Mangiapane	3	0	0	0	0	0	0	0
Dillon Dube	2	0	0	0	-1	0	0	0
Dalton Prout	2	0	0	0	-1	2	0	0
Austin Czarnik	1	0	0	0	1	0	0	0
Oscar Fantenberg	1	0	0	0	-1	0	0	0
Anthony Peluso	1	0	0	0	0	7	0	0
Alan Quine	1	0	0	0	0	0	0	0
Juuso Valimaki	1	0	0	0	0	0	0	0

OILERS GOALTENDERS	GP	MIN	W-L-OT	GA	SA	SV	GAA	SV%
Mikko Koskinen	4	239	2-2-0	9	125	116	2.26	.928

FLAMES GOALTENDERS	GP	MIN	W-L-OT	GA	SA	SV	GAA	SV%
David Rittich	3	178	2-1-0	5	80	75	1.68	.938
Mike Smith	1	59	0-1-0	3	25	22	3.05	.880

GOALS BY PERIOD	1	2	3	OT	TOTAL	SHOTS BY PERIOD	1	2	3	OT	TOTAL
Oilers	3	3	2	0	8	Oilers	42	38	25	0	105
Flames	1	4	5	0	10	Flames	44	41	41	0	126

POWERPLAY	PPG	ATT	PCT.	PENALTY KILLING	PK	TSH	PCT.
Oilers	3	15	20.0	Oilers	15	18	83.3
Flames	3	18	16.7	Flames	12	15	80.0



**CAROLINA HURRICANES**

PNC Arena  
1400 Edwards Mill Road  
Raleigh, NC 27607

O: 919-467-7825, F: 919-462-0123

Website: [www.nhl.com/hurricanes](http://www.nhl.com/hurricanes)

PR Website: [www.canespr.com](http://www.canespr.com)

Twitter: @CanesNHL

PR Twitter: @CanesPR Arena

Capacity: 18,680

**2019-20 GAMES VS CAROLINA**

**AT EDMONTON** – Dec. 10

**AT CAROLINA** – Feb. 16

**CLUB DIRECTORY**

Owner/Governor..... Tom Dundon  
 President and General Manager..... Don Waddell  
 Executive Vice President and General Manager, PNC Arena..... Davin Olsen

**EDMONTON OILERS VS CAROLINA HURRICANES**

**YEARLY RECORD 1979-80 TO 2018-19**

SEASON											AT EDMONTON				AT CAROLINA							
	GP	W	L	T	OTL	GF	GA	PTS	PCT.	W	L	T	OTL	GF	GA	W	L	T	OTL	GF	GA	
1979-80	4	1	2	1	0	8	13	3	0.375	1	0	1	0	6	3	0	2	0	0	2	10	8
1980-81	4	2	1	1	0	23	18	5	0.625	1	0	1	0	12	10	1	1	0	0	11	8	8
1981-82	3	2	0	1	0	16	10	5	0.833	2	0	0	0	12	6	0	0	1	0	4	4	4
1982-83	3	2	0	1	0	17	10	5	0.833	1	0	0	0	4	2	1	0	1	0	13	8	8
1983-84	3	2	1	0	0	10	17	4	0.667	2	0	0	0	10	6	0	1	0	0	0	11	10
1984-85	3	2	1	0	0	17	13	4	0.667	1	0	0	0	6	3	1	1	0	0	11	10	10
1985-86	3	3	0	0	0	16	9	6	1.000	2	0	0	0	12	8	1	1	0	0	4	1	1
1986-87	3	2	1	0	0	11	10	4	0.667	1	0	0	0	4	1	1	1	0	0	7	9	9
1987-88	3	2	1	0	0	13	7	4	0.667	1	1	0	0	8	6	1	0	0	0	5	1	1
1988-89	3	2	1	0	0	14	13	4	0.667	1	0	0	0	7	4	1	1	0	0	7	9	9
1989-90	3	0	1	2	0	9	11	2	0.333	0	1	1	0	5	7	0	0	1	0	4	4	4
1990-91	3	2	1	0	0	9	10	4	0.667	1	0	0	0	4	3	1	1	0	0	5	7	7
1991-92	3	3	0	0	0	10	3	6	1.000	2	0	0	0	7	2	1	0	0	0	3	1	1
1992-93	2	1	1	0	0	6	8	2	0.500	1	0	0	0	3	1	0	1	0	0	3	7	7
1993-94	2	0	1	1	0	6	9	1	0.250	0	1	0	0	2	5	0	0	1	0	4	4	4
1994-95	DID NOT PLAY																					
1995-96	2	0	1	1	0	5	9	1	0.250	0	1	0	0	1	5	0	0	1	0	4	4	4
1996-97	2	2	0	0	0	6	3	4	1.000	1	0	0	0	2	1	1	0	0	0	4	2	2
1997-98	2	0	2	0	0	5	10	0	0.000	0	1	0	0	4	6	0	1	0	0	1	4	4
1998-99	2	0	1	1	0	2	5	1	0.250	0	0	1	0	2	2	0	1	0	0	0	3	3
1999-00	2	0	0	2	0	5	5	2	0.500	0	0	1	0	3	3	0	0	1	0	2	2	2
2000-01	1	1	0	0	0	3	2	2	1.000	0	0	0	0	0	0	1	0	0	0	3	2	2
2001-02	2	0	1	1	0	2	5	1	0.250	0	1	0	0	1	4	0	0	1	0	1	1	1
2002-03	1	1	0	0	0	4	1	2	1.000	1	0	0	0	4	1	0	0	0	0	0	0	0
2003-04	1	0	1	0	0	2	3	0	0.000	0	1	0	0	2	3	0	0	0	0	0	0	0
2004-05	0	0	0	0	0	0	0	0	n/a	0	0	0	0	0	0	0	0	0	0	0	0	0
2005-06	0	0	0	0	0	0	0	0	n/a	0	0	0	0	0	0	0	0	0	0	0	0	0
2006-07	1	1	0	0	0	3	1	2	1.000	1	0	0	0	3	1	0	0	0	0	0	0	0
2007-08	1	0	1	0	0	2	7	0	0.000	0	0	0	0	0	0	0	1	0	0	2	7	7
2008-09	1	1	0	0	0	3	1	2	1.000	0	0	0	0	0	0	1	0	0	0	3	1	1
2009-10	1	1	0	0	0	4	2	2	1.000	1	0	0	0	4	2	0	0	0	0	0	0	0
2010-11	1	0	1	0	0	1	7	0	0.000	0	0	0	0	0	0	0	1	0	0	1	7	7
2011-12	1	0	1	0	0	3	5	0	0.000	0	1	0	0	3	5	0	0	0	0	0	0	0
2012-13	DID NOT PLAY																					
2013-14	2	2	0	0	0	7	5	4	1.000	1	0	0	0	5	4	1	0	0	0	2	1	1
2014-15	2	1	1	0	0	10	10	2	0.500	1	0	0	0	6	3	0	1	0	0	4	7	7
2015-16	2	1	1	0	0	2	4	2	0.500	1	0	0	0	1	0	0	1	0	0	1	4	4
2016-17	2	1	1	0	0	4	4	2	0.500	1	0	0	0	3	2	0	1	0	0	1	2	2
2017-18	2	1	1	0	0	10	8	2	0.500	0	1	0	0	3	5	1	0	0	0	7	3	3
2018-19	2	0	2	0	0	5	10	0	0.000	0	1	0	0	4	7	0	1	0	0	1	3	3
1979-2019	78	39	27	12	0	273	268	90	0.577	25	10	5	0	153	121	14	17	7	0	120	147	147
CAR 1997-2019	29	11	14	4	0	77	95	26	0.448	7	6	2	0	48	48	4	8	2	0	29	47	47
HAR 1979-1997	49	28	13	8	0	196	173	64	0.653	18	4	3	0	105	73	10	9	5	0	91	100	100

\* Franchise located in Hartford from 1979-80 to 1996-97. Moved to Carolina for 1997-98 season





## EDMONTON OILERS VS CAROLINA HURRICANES

## 2018-19 RESULTS &amp; STATISTICS

\* Overtime \*\* Shootout

<b>AT EDMONTON</b>	<b>SCORE</b>	<b>WINNING GOAL</b>	<b>AT CAROLINA</b>	<b>SCORE</b>	<b>WINNING GOAL</b>
20 Jan '19	CAR 7 @ EDM 4	Lucas Wallmark	15 Feb '19	EDM 1 @ CAR 3	Lucas Wallmark

OILERS	GP	G	A	P	+/-	PIM	PP	SH	HURRICANES	GP	G	A	P	+/-	PIM	PP	SH
Leon Draisaitl	2	3	1	4	-1	2	1	0	Sebastian Aho	2	0	5	5	3	2	0	0
Zack Kassian	2	1	1	2	-1	0	0	0	Nino Niederreiter	2	4	0	4	1	8	0	0
Connor McDavid	2	0	2	2	-4	0	0	0	Lucas Wallmark	2	3	1	4	2	2	1	0
Brandon Manning	1	1	0	1	0	2	0	0	Andrei Svechnikov	2	1	2	3	1	0	0	0
Alex Chiasson	2	0	1	1	0	2	0	0	Jacob Slavin	2	0	3	3	1	0	0	0
Juhar Khaira	2	0	1	1	0	0	0	0	Teuvo Teravainen	2	0	2	2	2	0	0	0
Ryan Nugent-Hopkins	2	0	1	1	-4	2	0	0	Justin Williams	2	0	2	2	1	0	0	0
Matt Benning	1	0	1	1	2	0	0	0	Jordan Martinook	2	1	0	1	1	4	0	0
Colby Cave	2	0	0	0	-1	0	0	0	Brock McGinn	2	1	0	1	3	0	0	0
Adam Larsson	2	0	0	0	-6	2	0	0	Warren Foegele	2	0	1	1	0	0	0	0
Milan Lucic	2	0	0	0	-2	0	0	0	Brett Pesce	2	0	1	1	4	0	0	0
Darnell Nurse	2	0	0	0	-3	0	0	0	Micheal Ferland	1	0	1	1	1	0	0	0
Jesse Puljujarvi	2	0	0	0	-2	0	0	0	Calvin de Haan	2	0	0	0	1	0	0	0
Tobias Rieder	2	0	0	0	0	0	0	0	Justin Faulk	2	0	0	0	3	0	0	0
Kris Russell	2	0	0	0	-1	0	0	0	Dougie Hamilton	2	0	0	0	1	0	0	0
Kyle Brodziak	1	0	0	0	0	0	0	0	Saku Maenalanen	2	0	0	0	0	2	0	0
Kevin Gravel	1	0	0	0	0	0	0	0	Greg McKeeg	2	0	0	0	0	0	0	0
Caleb Jones	1	0	0	0	0	0	0	0	Trevor van Riemsdyk	2	0	0	0	0	0	0	0
Oscar Klefbom	1	0	0	0	-2	0	0	0	Haydn Fleury	1	0	0	0	0	0	0	0
Brad Malone	1	0	0	0	0	0	0	0									
Alexander Petrovic	1	0	0	0	1	0	0	0									
Ty Rattie	1	0	0	0	0	0	0	0									
Kailer Yamamoto	1	0	0	0	-2	0	0	0									

OILERS GOALTENDERS	GP	MIN	W-L-OT	GA	SA	SV	GAA	SV%
Mikko Koskinen	2	106	0-2-0	6	45	39	3.39	.867
Cam Talbot	1	11	0-0-0	3	15	12	16.31	.800

HURRICANES GOALTENDERS	GP	MIN	W-L-OT	GA	SA	SV	GAA	SV%
Curtis McElhinney	1	60	1-0-0	1	41	40	1.00	.976
Petr Mrazek	1	60	1-0-0	4	21	17	4.00	.810

GOALS BY PERIOD	1	2	3	OT	TOTAL	SHOTS BY PERIOD	1	2	3	OT	TOTAL
Oilers	2	1	2	0	5	Oilers	22	23	17	0	62
Hurricanes	5	3	2	0	10	Hurricanes	28	14	19	0	61

POWERPLAY	PPG	ATT	PCT.	PENALTY KILLING	PK	TSH	PCT.
Oilers	1	7	14.3	Oilers	2	3	66.7
Hurricanes	1	3	33.3	Hurricanes	6	7	85.7



**CHICAGO BLACKHAWKS**

United Center  
1901 W. Madison St.  
Chicago, IL 60612

O: 312-455-7000, F: 312-455-7042  
Website: [www.nhl.com/blackhawks](http://www.nhl.com/blackhawks)  
PR Website: [www.chicagoblackhawks.com/media](http://www.chicagoblackhawks.com/media)  
Twitter: @NHLBlackhawks  
Arena Capacity: 19,717

**2019-20 GAMES VS CHICAGO**

**AT EDMONTON** – Feb. 11  
**AT CHICAGO** – Oct. 14, Mar. 5

**CLUB DIRECTORY**

Chairman.....	W. Rockwell "Rocky" Wirtz
President & CEO.....	John F. McDonough
Executive Vice President.....	Jay Blunk
Senior Vice President/General Manager.....	Stan Bowman
Senior Vice President, Hockey Operations.....	Al MacIsaac
Assistant General Manager.....	Norm Maciver
Senior Advisor, Hockey Operations.....	Scotty Bowman

**EDMONTON OILERS VS CHICAGO BLACKHAWKS**

**YEARLY RECORD 1979-80 TO 2018-19**

SEASON											AT EDMONTON				AT CHICAGO								
	GP	W	L	T	OTL	GF	GA	PTS	PCT.		W	L	T	OTL	GF	GA	W	L	T	OTL	GF	GA	
1979-80	4	3	1	0	0	17	12	6	0.750	2	0	0	0	10	6	1	1	0	0	7	6		
1980-81	4	3	1	0	0	22	15	6	0.750	2	0	0	0	14	5	1	1	0	0	8	10		
1981-82	3	1	1	1	0	16	11	3	0.500	1	0	0	0	8	1	0	1	1	0	8	10		
1982-83	3	1	1	1	0	20	16	3	0.500	0	1	1	0	10	12	1	0	0	0	10	4		
1983-84	3	2	1	0	0	15	12	4	0.667	1	0	0	0	7	4	1	1	0	0	8	8		
1984-85	3	3	0	0	0	17	9	6	1.000	2	0	0	0	10	6	1	0	0	0	7	3		
1985-86	3	3	0	0	0	20	15	6	1.000	1	0	0	0	4	3	2	0	0	0	16	12		
1986-87	3	1	2	0	0	18	13	2	0.333	1	1	0	0	14	7	0	1	0	0	4	6		
1987-88	3	1	2	0	0	12	14	2	0.333	1	0	0	0	4	3	0	2	0	0	8	11		
1988-89	3	0	2	1	0	7	13	1	0.167	0	2	0	0	5	11	0	0	1	0	2	2		
1989-90	3	1	2	0	0	12	13	2	0.333	1	0	0	0	5	4	0	2	0	0	7	9		
1990-91	3	1	2	0	0	8	11	2	0.333	1	1	0	0	5	6	0	1	0	0	3	5		
1991-92	3	1	2	0	0	11	10	2	0.333	1	1	0	0	9	6	0	1	0	0	2	4		
1992-93	4	1	2	1	0	12	19	3	0.375	0	2	0	0	5	13	1	0	1	0	7	6		
1993-94	4	1	3	0	0	6	11	2	0.250	0	2	0	0	2	6	1	1	0	0	4	5		
1994-95	4	0	4	0	0	4	21	0	0.000	0	2	0	0	2	12	0	2	0	0	2	9		
1995-96	4	0	3	1	0	8	17	1	0.125	0	2	0	0	3	9	0	1	1	0	5	8		
1996-97	4	1	2	1	0	11	14	3	0.375	1	0	1	0	8	6	0	2	0	0	3	8		
1997-98	4	1	0	3	0	9	8	5	0.625	0	0	2	0	2	2	1	0	1	0	7	6		
1998-99	4	1	3	0	0	9	12	2	0.250	0	2	0	0	5	7	1	1	0	0	4	5		
1999-00	4	2	2	0	0	13	12	4	0.500	1	1	0	0	6	4	1	1	0	0	7	8		
2000-01	4	2	0	2	0	11	9	6	0.750	1	0	1	0	6	5	1	0	1	0	5	4		
2001-02	4	2	2	0	0	10	8	4	0.500	2	0	0	0	8	1	0	2	0	0	2	7		
2002-03	4	2	1	1	0	11	9	5	0.625	1	1	0	0	3	4	1	0	1	0	8	5		
2003-04	4	4	0	0	0	18	10	8	1.000	2	0	0	0	10	4	2	0	0	0	8	6		
2004-05	DID NOT PLAY																						
2005-06	4	2	2	0	0	13	10	4	0.500	1	1	0	0	8	4	1	1	0	0	5	6		
2006-07	4	2	2	0	0	9	8	4	0.500	2	0	0	0	7	2	0	2	0	0	2	6		
2007-08	4	3	1	0	0	15	11	6	0.750	2	0	0	0	7	3	1	1	0	0	8	8		
2008-09	4	1	3	0	0	8	19	2	0.250	0	2	0	0	3	12	1	1	0	0	5	7		
2009-10	4	0	4	0	0	9	18	0	0.000	0	2	0	0	4	9	0	2	0	0	5	9		
2010-11	4	2	2	0	0	10	14	4	0.500	0	2	0	0	1	9	2	0	0	0	9	5		
2011-12	4	3	1	0	0	24	15	6	0.750	2	0	0	0	17	6	1	1	0	0	7	9		
2012-13	3	1	1	0	1	9	12	3	0.500	0	1	0	0	1	4	1	0	0	1	8	8		
2013-14	3	0	3	0	0	8	15	0	0.000	0	1	0	0	1	5	0	2	0	0	7	10		
2014-15	3	1	1	0	1	7	11	3	0.500	1	1	0	0	6	9	0	0	0	1	1	2		
2015-16	3	0	2	0	1	5	12	1	0.167	0	0	0	1	3	4	0	2	0	0	2	8		
2016-17	3	2	1	0	0	9	6	4	0.667	1	1	0	0	6	5	1	0	0	0	3	1		
2017-18	3	1	1	0	1	6	9	3	0.500	0	0	1	3	4	1	1	0	0	0	3	5		
2018-19	3	2	1	0	0	8	7	4	0.667	1	1	0	0	6	6	1	0	0	0	2	1		
<b>1979-2019</b>	<b>138</b>	<b>58</b>	<b>64</b>	<b>12</b>	<b>4</b>	<b>457</b>	<b>481</b>	<b>132</b>	<b>0.478</b>	<b>32</b>	<b>30</b>	<b>5</b>	<b>2</b>	<b>238</b>	<b>229</b>	<b>26</b>	<b>34</b>	<b>7</b>	<b>2</b>	<b>219</b>	<b>252</b>		



## EDMONTON OILERS VS CHICAGO BLACKHAWKS

## 2018-19 RESULTS &amp; STATISTICS

\* Overtime \*\* Shootout

AT EDMONTON	SCORE	WINNING GOAL	AT CHICAGO	SCORE	WINNING GOAL
05 Feb '19	CHI 6 @ EDM 2	Dylan Strome	28 Oct '18	* EDM 2 @ CHI 1	Connor McDavid
01 Nov '18	CHI 0 @ EDM 4	Drake Caggiula			

OILERS	GP	G	A	P	+/-	PIM	PP	SH	BLACKHAWKS	GP	G	A	P	+/-	PIM	PP	SH
Leon Draisaitl	3	2	2	4	0	4	2	0	Patrick Kane	3	1	2	3	1	0	0	0
Connor McDavid	3	1	3	4	1	0	0	0	Dominik Kahun	3	1	1	2	-1	0	1	0
Drake Caggiula	2	2	0	2	2	2	0	1	Brent Seabrook	3	1	1	2	1	0	1	0
Jujhar Khaira	3	0	2	2	1	4	0	0	Brandon Saad	3	0	2	2	-1	0	0	0
Ryan Nugent-Hopkins	3	0	2	2	0	4	0	0	Jonathan Toews	3	0	2	2	-1	0	0	0
Darnell Nurse	3	0	2	2	-2	12	0	0	Erik Gustafsson	3	1	0	1	-2	2	1	0
Tobias Rieder	3	0	2	2	0	0	0	0	John Hayden	2	1	0	1	1	0	0	0
Alex Chiasson	3	1	0	1	-1	0	0	0	Drake Caggiula	1	1	0	1	1	0	0	0
Zack Kassian	3	1	0	1	0	0	0	0	Dylan Strome	1	1	0	1	1	0	0	0
Jason Garrison	2	1	0	1	1	0	1	0	Artem Anisimov	3	0	1	1	1	0	0	0
Matt Benning	3	0	1	1	2	0	0	0	Alex DeBrincat	3	0	1	1	-1	2	0	0
Kyle Brodziak	3	0	0	0	1	2	0	0	Duncan Keith	3	0	1	1	2	0	0	0
Oscar Klefbom	3	0	0	0	2	0	0	0	Marcus Kruger	3	0	1	1	1	4	0	0
Adam Larsson	3	0	0	0	0	4	0	0	Chris Kunitz	2	0	1	1	1	0	0	0
Milan Lucic	3	0	0	0	-1	2	0	0	Brandon Davidson	2	0	0	0	-1	15	0	0
Kris Russell	3	0	0	0	-2	0	0	0	Alexandre Fortin	2	0	0	0	-2	0	0	0
Jesse Puljujarvi	2	0	0	0	-1	0	0	0	Luke Johnson	2	0	0	0	-3	0	0	0
Ryan Strome	2	0	0	0	0	2	0	0	Henri Jokiharju	2	0	0	0	-1	2	0	0
Kevin Gravel	1	0	0	0	0	0	0	0	David Kampf	2	0	0	0	0	0	0	0
Brad Malone	1	0	0	0	0	0	0	0	Brandon Manning	2	0	0	0	-1	0	0	0
Ty Rattie	1	0	0	0	-1	0	0	0	Andreas Martinsen	2	0	0	0	0	0	2	0
Kailer Yamamoto	1	0	0	0	0	0	0	0	Carl Dahlstrom	1	0	0	0	0	4	0	0
									Slater Koekoek	1	0	0	0	1	0	0	0
									Connor Murphy	1	0	0	0	1	2	0	0
									Nick Schmaltz	1	0	0	0	-1	0	0	0

OILERS GOALTENDERS	GP	MIN	W-L-OT	GA	SA	SV	GAA	SV%
Mikko Koskinen	2	74	1-0-0	2	48	46	1.62	.958
Cam Talbot	2	107	1-1-0	5	59	54	2.81	.915

BLACKHAWKS GOALTENDERS	GP	MIN	W-L-OT	GA	SA	SV	GAA	SV%
Cam Ward	3	181	1-1-1	8	82	74	2.66	.902

GOALS BY PERIOD	1	2	3	OT	TOTAL	SHOTS BY PERIOD	1	2	3	OT	TOTAL
Oilers	3	2	2	1	8	Oilers	33	23	25	1	82
Blackhawks	2	0	5	0	7	Blackhawks	28	41	38	0	107

POWERPLAY	PPG	ATT	PCT.	PENALTY KILLING	PK	TSH	PCT.
Oilers	3	10	30.0	Oilers	9	12	75.0
Blackhawks	3	12	25.0	Blackhawks	7	10	70.0



**COLORADO AVALANCHE**

Pepsi Center  
1000 Chopper Circle  
Denver, CO 80204

O: 303-405-1100, F: 303-893-0614  
Website: [www.nhl.com/avalanche](http://www.nhl.com/avalanche)  
PR Website: [www.coloradoavalanche.com/pressbox](http://www.coloradoavalanche.com/pressbox)  
Twitter: @Avalanche  
PR Twitter: @AvsPR  
Arena Capacity: 17,809

**2019-20 GAMES VS COLORADO**

**AT EDMONTON** – Nov. 14, Mar. 25

**AT COLORADO** – Nov. 27

**CLUB DIRECTORY**

Owner/Chairman, Kroenke Sports & Entertainment, LLC ..... E. Stanley Kroenke  
President/Governor, Avalanche and Vice Chairman, KSE ..... Josh Kroenke  
Executive Vice President/General Manager/Alternate Governor ..... Joe Sakic  
Assistant General Managers ..... Craig Billington, Chris MacFarland  
Senior Vice President, Communications & Team Services ..... Jean Martineau  
Vice President of Hockey Administration ..... Charlotte Grahame

**EDMONTON OILERS VS COLORADO AVALANCHE**

**YEARLY RECORD 1979-80 TO 2018-19**

SEASON											AT EDMONTON					AT COLORADO								
	GP	W	L	T	OTL	GF	GA	PTS	PCT.		W	L	T	OTL	GF	GA	PTS	PCT.	W	L	T	OTL	GF	GA
1979-80	4	2	2	0	0	15	11	4	0.500		1	1	0	0	7	5	1	1	0	0	8	6		
1980-81	4	1	3	0	0	17	20	2	0.250		0	2	0	0	6	11	1	1	0	0	11	9		
1981-82	3	1	2	0	0	23	19	2	0.333		1	0	0	0	11	4	0	2	0	0	12	15		
1982-83	3	1	1	1	0	19	17	3	0.500		1	1	0	0	14	12	0	0	1	0	5	5		
1983-84	3	3	0	0	0	21	10	6	1.000		1	0	0	0	8	1	2	0	0	0	13	9		
1984-85	3	3	0	0	0	19	5	6	1.000		2	0	0	0	15	5	1	0	0	0	4	0		
1985-86	3	2	1	0	0	16	11	4	0.667		1	0	0	0	8	2	1	1	0	0	8	9		
1986-87	3	3	0	0	0	14	6	6	1.000		2	0	0	0	10	5	1	0	0	0	4	1		
1987-88	3	1	1	1	0	8	10	3	0.500		1	0	0	0	4	1	0	1	1	0	4	9		
1988-89	3	3	0	0	0	19	9	6	1.000		2	0	0	0	12	5	1	0	0	0	7	4		
1989-90	3	3	0	0	0	15	5	6	1.000		1	0	0	0	5	1	2	0	0	0	10	4		
1990-91	3	3	0	0	0	16	11	6	1.000		2	0	0	0	9	5	1	0	0	0	7	6		
1991-92	2	2	0	0	0	14	4	4	1.000		1	0	0	0	8	2	1	0	0	0	6	2		
1992-93	2	0	2	0	0	5	9	0	0.000		0	1	0	0	2	3	0	1	0	0	3	6		
1993-94	2	2	0	0	0	11	7	4	1.000		1	0	0	0	6	4	1	0	0	0	5	3		
1994-95	0	0	0	0	0	0	0	0	n/a		0	0	0	0	0	0	0	0	0	0	0	0		
1995-96	5	1	3	1	0	15	25	3	0.300		0	1	1	0	4	7	1	2	0	0	11	18		
1996-97	5	0	4	1	0	11	21	1	0.100		0	2	1	0	9	12	0	2	0	0	2	9		
1997-98	6	1	5	0	0	11	24	2	0.167		0	3	0	0	3	14	1	2	0	0	8	10		
1998-99	6	3	3	0	0	20	20	6	0.500		2	1	0	0	10	6	1	2	0	0	10	14		
1999-00	6	2	3	1	0	14	14	5	0.417		1	2	0	0	7	8	1	1	1	0	7	6		
2000-01	5	1	3	1	0	12	14	3	0.300		1	0	1	0	5	2	0	3	0	0	7	12		
2001-02	5	2	2	1	0	13	12	5	0.500		1	1	1	0	9	9	1	1	0	0	4	3		
2002-03	5	2	2	1	0	11	12	5	0.500		2	0	0	0	5	3	0	2	1	0	6	9		
2003-04	6	2	3	0	1	16	20	5	0.417		1	1	0	1	9	10	1	2	0	0	7	10		
2004-05	DID NOT PLAY																							
2005-06	8	4	4	0	0	25	30	8	0.500		2	2	0	0	11	15	2	2	0	0	14	15		
2006-07	8	4	4	0	0	24	32	8	0.500		1	3	0	0	14	22	3	1	0	0	10	10		
2007-08	8	2	4	0	2	24	32	6	0.375		2	2	0	0	14	14	0	2	0	2	10	18		
2008-09	6	3	1	0	2	19	15	8	0.667		1	0	0	2	7	8	2	1	0	0	12	7		
2009-10	6	3	3	0	0	16	23	6	0.500		2	1	0	0	11	11	1	2	0	0	5	12		
2010-11	6	3	0	0	3	21	15	9	0.750		1	0	0	2	8	9	2	0	0	1	13	6		
2011-12	6	3	2	0	1	15	15	7	0.583		2	1	0	0	8	6	1	1	0	1	7	9		
2012-13	5	4	1	0	0	19	9	8	0.800		2	0	0	0	10	5	2	1	0	0	9	4		
2013-14	3	1	2	0	0	11	10	2	0.333		1	1	0	0	9	6	0	1	0	0	2	4		
2014-15	3	2	0	0	1	9	6	5	0.833		1	0	0	0	4	3	1	0	0	1	5	3		
2015-16	3	0	3	0	0	5	11	0	0.000		0	2	0	0	4	6	0	1	0	0	1	5		
2016-17	3	3	0	0	0	17	8	6	1.000		1	0	0	0	4	1	2	0	0	0	13	7		
2017-18	3	2	0	0	1	10	8	5	0.833		1	0	0	0	4	2	1	0	0	1	6	6		
2018-19	3	1	2	0	0	9	14	2	0.333		0	1	0	0	1	4	1	1	0	0	8	10		
1979-2019	164	79	66	8	11	579	544	177	0.540		42	29	4	6	297	253	37	37	4	5	282	291		
col. 1995-2019	120	49	54	6	11	347	390	115	0.479		25	24	4	6	172	187	24	30	2	5	175	203		
que 1979-1995	44	30	12	2	0	232	154	62	0.705		17	5	0	0	125	66	13	7	2	0	107	88		

\* Franchise located in Quebec City from 1979-80 to 1994-95. Moved to Denver for 1995-96 season





## EDMONTON OILERS VS COLORADO AVALANCHE

## 2018-19 RESULTS &amp; STATISTICS

\* Overtime \*\* Shootout

<b>AT EDMONTON</b>	<b>SCORE</b>	<b>WINNING GOAL</b>	<b>AT COLORADO</b>	<b>SCORE</b>	<b>WINNING GOAL</b>
11 Nov '18	COL 4 @ EDM 1	Carl Soderberg	02 Apr '19	EDM 2 @ COL 6	Alexander Kerfoot
			11 Dec '18	EDM 6 @ COL 4	Leon Draisaitl

OILERS	GP	G	A	P	+/-	PIM	PP	SH	AVALANCHE	GP	G	A	P	+/-	PIM	PP	SH
Ryan Nugent-Hopkins	3	2	3	5	-2	2	1	0	Gabriel Landeskog	3	2	5	7	4	2	0	0
Darnell Nurse	3	2	1	3	1	2	1	0	Mikko Rantanen	2	2	4	6	4	0	0	0
Leon Draisaitl	3	1	2	3	-4	2	0	0	Tyson Barrie	3	2	3	5	7	2	0	0
Milan Lucic	3	1	2	3	1	0	0	0	Nathan MacKinnon	3	1	4	5	4	4	1	0
Connor McDavid	3	1	1	2	-3	0	0	0	Alexander Kerfoot	2	3	0	3	2	0	1	0
Kyle Brodziak	2	1	1	2	3	0	0	0	Colin Wilson	3	2	0	2	-1	0	1	0
Matt Benning	3	0	2	2	-2	11	0	0	Carl Soderberg	3	1	1	2	0	0	0	0
Adam Larsson	3	0	2	2	-2	0	0	0	Matt Calvert	3	0	2	2	3	7	0	0
Ty Rattie	3	1	0	1	-1	0	0	0	Sven Andrighetto	2	1	0	1	0	2	0	0
Zack Kassian	3	0	1	1	0	0	0	0	Gabriel Bourque	3	0	1	1	0	0	0	0
Sam Gagner	1	0	1	1	1	0	0	0	Ian Cole	3	0	1	1	0	2	0	0
Alex Chiasson	3	0	0	0	-2	2	0	0	Samuel Girard	3	0	1	1	-1	0	0	0
Oscar Klefbom	3	0	0	0	-2	0	0	0	Erik Johnson	3	0	1	1	0	0	0	0
Kris Russell	3	0	0	0	-1	2	0	0	Tyson Jost	3	0	1	1	2	0	0	0
Jujhar Khaira	2	0	0	0	0	2	0	0	Matt Nieto	3	0	1	1	1	0	0	0
Tobias Rieder	2	0	0	0	-1	0	0	0	Nikita Zadorov	3	0	1	1	1	0	0	0
Drake Caggiula	1	0	0	0	-1	0	0	0	Patrik Nemeth	3	0	0	0	-1	2	0	0
Colby Cave	1	0	0	0	0	0	0	0	J.T. Compher	2	0	0	0	-3	0	0	0
Josh Currie	1	0	0	0	0	0	0	0	Derick Brassard	1	0	0	0	1	0	0	0
Jason Garrison	1	0	0	0	-1	0	0	0	Sheldon Dries	1	0	0	0	0	0	0	0
Kevin Gravel	1	0	0	0	-1	0	0	0	A.J. Greer	1	0	0	0	-1	0	0	0
Brad Malone	1	0	0	0	0	4	0	0	Vladislav Kamenev	1	0	0	0	-1	0	0	0
Jesse Puljujarvi	1	0	0	0	-1	0	0	0									
Andrej Sekera	1	0	0	0	-1	0	0	0									
Ryan Spooner	1	0	0	0	0	0	0	0									
Ryan Strome	1	0	0	0	-1	0	0	0									
Valentin Zykov	1	0	0	0	0	0	0	0									

OILERS GOALTENDERS	GP	MIN	W-L-OT	GA	SA	SV	GAA	SV%
Mikko Koskinen	3	155	1-1-0	11	85	74	4.26	.871
Cam Talbot	1	25	0-1-0	3	15	12	7.17	.800

AVALANCHE GOALTENDERS	GP	MIN	W-L-OT	GA	SA	SV	GAA	SV%
Semyon Varlamov	3	153	2-0-0	6	74	68	2.35	.919
Philipp Grubauer	1	23	0-1-0	3	8	5	7.74	.625

GOALS BY PERIOD	1	2	3	OT	TOTAL	SHOTS BY PERIOD	1	2	3	OT	TOTAL
Oilers	3	4	2	0	9	Oilers	28	30	24	0	82
Avalanche	2	7	5	0	14	Avalanche	33	39	28	0	100

POWERPLAY	PPG	ATT	PCT.	PENALTY KILLING	PK	TSH	PCT.
Oilers	2	7	28.6	Oilers	7	10	70.0
Avalanche	3	10	30.0	Avalanche	5	7	71.4



**COLUMBUS BLUE JACKETS**

Nationwide Arena  
 200 W. Nationwide Blvd.  
 Columbus, OH 43215

O: 614-246-4625  
 Website: [www.nhl.com/bluejackets](http://www.nhl.com/bluejackets)  
 Twitter: @BlueJacketsNHL  
 PR Twitter: @BlueJacketsPR  
 Arena Capacity: 18,144

**2019-20 GAMES VS COLUMBUS**

**AT EDMONTON** – Mar. 7  
**AT COLUMBUS** – Oct. 30

**CLUB DIRECTORY**

Majority Owner and Governor.....	John P. McConnell
President and Alternate Governor.....	Mike Priest
General Manager and Alternate Governor.....	Jarmo Kekalainen
SVP of Hockey Operations/Associate General Manager.....	Bill Zito
Assistant General Managers.....	Josh Flynn, Basil McRae
Director of Player Personnel.....	Chris Clark
Special Assistant to the General Manager.....	Rick Nash

**EDMONTON OILERS VS COLUMBUS BLUE JACKETS**

**YEARLY RECORD 2000-01 TO 2018-19**

SEASON	GP	W	L	T	OTL	GF	GA	PTS	PCT.	AT EDMONTON					AT COLUMBUS						
										W	L	T	OTL	GF	GA	W	L	T	OTL	GF	GA
2000-01	4	3	1	0	0	14	11	6	0.750	2	0	0	0	8	4	1	1	0	0	6	7
2001-02	4	3	1	0	0	12	5	6	0.750	1	1	0	0	4	3	2	0	0	0	8	2
2002-03	4	3	0	1	0	18	9	7	0.875	2	0	0	0	12	5	1	0	1	0	6	4
2003-04	4	2	0	2	0	14	12	6	0.750	2	0	0	0	7	5	0	0	2	0	7	7
2004-05	DID NOT PLAY																				
2005-06	4	2	0	0	2	12	8	6	0.750	1	0	0	1	6	3	1	0	0	1	6	5
2006-07	4	3	1	0	0	13	7	6	0.750	1	1	0	0	5	6	2	0	0	0	8	1
2007-08	4	3	1	0	0	11	9	6	0.750	2	0	0	0	7	4	1	1	0	0	4	5
2008-09	4	2	2	0	0	15	11	4	0.500	1	1	0	0	4	4	1	1	0	0	11	7
2009-10	4	1	2	0	1	13	16	3	0.375	1	1	0	0	8	8	0	1	0	1	5	8
2010-11	4	2	1	0	1	15	12	5	0.625	2	0	0	0	10	5	0	1	0	1	5	7
2011-12	4	3	1	0	0	17	10	6	0.750	2	0	0	0	9	3	1	1	0	0	8	7
2012-13	3	2	0	0	1	12	9	5	0.833	1	0	0	0	6	4	1	0	0	1	6	5
2013-14	2	1	1	0	0	9	4	2	0.500	1	0	0	0	7	0	0	1	0	0	2	4
2014-15	2	0	0	0	2	7	9	2	0.500	0	0	0	1	3	4	0	0	0	1	4	5
2015-16	2	1	1	0	0	8	7	2	0.500	1	0	0	0	5	1	0	1	0	0	3	6
2016-17	2	0	2	0	0	2	6	0	0.000	0	1	0	0	1	3	0	1	0	0	1	3
2017-18	2	1	1	0	0	10	9	2	0.500	0	1	0	0	3	7	1	0	0	0	7	2
2018-19	2	2	0	0	0	8	1	4	1.000	1	0	0	0	4	1	1	0	0	0	4	0
<b>2000-2019</b>	<b>59</b>	<b>34</b>	<b>15</b>	<b>3</b>	<b>7</b>	<b>210</b>	<b>155</b>	<b>78</b>	<b>0.661</b>	<b>21</b>	<b>6</b>	<b>0</b>	<b>2</b>	<b>109</b>	<b>70</b>	<b>13</b>	<b>9</b>	<b>3</b>	<b>5</b>	<b>101</b>	<b>85</b>



## EDMONTON OILERS VS COLUMBUS BLUE JACKETS

## 2018-19 RESULTS &amp; STATISTICS

\* Overtime \*\* Shootout

<b>AT EDMONTON</b>	<b>SCORE</b>	<b>WINNING GOAL</b>	<b>AT COLUMBUS</b>	<b>SCORE</b>	<b>WINNING GOAL</b>
21 Mar '19	CBJ 1 @ EDM 4	Zack Kassian	02 Mar '19	EDM 4 @ CBJ 0	Zack Kassian

OILERS	GP	G	A	P	+/-	PIM	PP	SH	BLUE JACKETS	GP	G	A	P	+/-	PIM	PP	SH
Leon Draisaitl	2	1	5	6	5	0	0	0	David Savard	2	1	0	1	1	0	0	0
Connor McDavid	2	1	4	5	5	0	0	0	Ryan Dzingel	2	0	1	1	0	0	0	0
Zack Kassian	2	2	0	2	2	0	0	0	Markus Nutivaara	2	0	1	1	-1	0	0	0
Josh Currie	2	1	1	2	2	0	0	0	Josh Anderson	2	0	0	0	-1	0	0	0
Kris Russell	2	0	2	2	5	0	0	0	Cam Atkinson	2	0	0	0	-1	0	0	0
Kyle Brodziak	2	1	0	1	1	0	0	0	Oliver Bjorkstrand	2	0	0	0	-2	0	0	0
Alex Chiasson	2	1	0	1	1	0	0	0	Brandon Dubinsky	2	0	0	0	-2	0	0	0
Ryan Nugent-Hopkins	2	1	0	1	-1	0	1	0	Pierre-Luc Dubois	2	0	0	0	-1	0	0	0
Darnell Nurse	2	0	1	1	4	2	0	0	Matt Duchene	2	0	0	0	0	2	0	0
Andrej Sekera	2	0	1	1	1	0	0	0	Scott Harrington	2	0	0	0	-2	0	0	0
Joseph Gambardella	1	0	1	1	1	0	0	0	Boone Jenner	2	0	0	0	-3	2	0	0
Matt Benning	2	0	0	0	2	0	0	0	Seth Jones	2	0	0	0	-5	0	0	0
Colby Cave	2	0	0	0	0	0	0	0	Adam McQuaid	2	0	0	0	-2	0	0	0
Sam Gagner	2	0	0	0	0	0	0	0	Riley Nash	2	0	0	0	-2	0	0	0
Oscar Klefbom	2	0	0	0	0	0	0	0	Artemi Panarin	2	0	0	0	-1	0	0	0
Adam Larsson	2	0	0	0	0	0	0	0	Eric Robinson	2	0	0	0	-2	0	0	0
Milan Lucic	2	0	0	0	1	0	0	0	Zach Werenski	2	0	0	0	-3	0	0	0
Tobias Rieder	2	0	0	0	0	0	0	0	Nick Foligno	1	0	0	0	-1	0	0	0
Ty Rattie	1	0	0	0	1	0	0	0	Alexander Wennberg	1	0	0	0	-2	0	0	0

<b>OILERS GOALTENDERS</b>	<b>GP</b>	<b>MIN</b>	<b>W-L-OT</b>	<b>GA</b>	<b>SA</b>	<b>SV</b>	<b>GAA</b>	<b>SV%</b>
Mikko Koskinen	2	120	2-0-0	1	50	49	0.50	.980

<b>BLUE JACKETS GOALTENDERS</b>	<b>GP</b>	<b>MIN</b>	<b>W-L-OT</b>	<b>GA</b>	<b>SA</b>	<b>SV</b>	<b>GAA</b>	<b>SV%</b>
Joonas Korpisalo	2	80	0-1-0	4	27	23	3.00	.852
Sergei Bobrovsky	1	40	0-1-0	4	19	15	6.00	.789

<b>GOALS BY PERIOD</b>	<b>1</b>	<b>2</b>	<b>3</b>	<b>OT</b>	<b>TOTAL</b>	<b>SHOTS BY PERIOD</b>	<b>1</b>	<b>2</b>	<b>3</b>	<b>OT</b>	<b>TOTAL</b>
Oilers	1	4	3	0	8	Oilers	11	18	17	0	46
Blue Jackets	0	1	0	0	1	Blue Jackets	15	19	16	0	50

<b>POWERPLAY</b>	<b>PPG</b>	<b>ATT</b>	<b>PCT.</b>	<b>PENALTY KILLING</b>	<b>PK</b>	<b>TSH</b>	<b>PCT.</b>
Oilers	1	2	50.0	Oilers	1	1	100.0
Blue Jackets	0	1	0.0	Blue Jackets	1	2	50.0



**DALLAS STARS**  
 American Airlines Center  
 2500 Victory Ave.  
 Dallas, TX 75219

O: 214-222-3687  
 Website: [www.nhl.com/stars](http://www.nhl.com/stars)  
 Twitter: @DallasStars  
 Arena Capacity: 18,532

**2019-20 GAMES VS DALLAS**

**AT EDMONTON** – Nov. 16  
**AT DALLAS** – Dec. 16, Mar. 3

**CLUB DIRECTORY**

Owner and Governor.....	Tom Gaglardi
CEO and Alternate Governor.....	Jim Lites
General Manager.....	Jim Nill
Senior Advisor to the General Manager.....	Les Jackson
Assistant General Manager/Texas Stars General Manager.....	Scott White
Assistant General Manager.....	Mark Janko
President.....	Brad Alberts

**EDMONTON OILERS VS DALLAS STARS**

**YEARLY RECORD 1979-80 TO 2017-18**

SEASON						AT EDMONTON					AT DALLAS											
	GP	W	L	T	OTL	GF	GA	PTS	PCT.	W	L	T	OTL	GF	GA	W	L	T	OTL	GF	GA	
1979-80	4	1	1	2	0	12	15	4	0.500	0	0	2	0	6	6	1	1	0	0	6	9	
1980-81	4	1	2	1	0	9	14	3	0.375	0	1	1	0	3	5	1	1	0	0	6	9	
1981-82	3	2	0	1	0	18	12	5	0.833	2	0	0	0	16	10	0	0	1	0	2	2	
1982-83	3	2	1	0	0	22	11	4	0.667	1	0	0	0	8	2	1	1	0	0	14	9	
1983-84	3	2	0	1	0	18	13	5	0.833	2	0	0	0	16	11	0	0	1	0	2	2	
1984-85	3	3	0	0	0	18	11	6	1.000	1	0	0	0	6	3	2	0	0	0	12	8	
1985-86	3	2	1	0	0	13	12	4	0.667	2	0	0	0	13	8	0	1	0	0	0	4	
1986-87	3	2	0	1	0	11	9	5	0.833	0	0	1	0	2	2	2	0	0	0	9	7	
1987-88	3	2	0	1	0	21	12	5	0.833	2	0	0	0	16	7	0	0	1	0	5	5	
1988-89	3	1	0	2	0	9	8	4	0.667	0	0	1	0	3	3	1	0	1	0	6	5	
1989-90	3	3	0	0	0	14	3	6	1.000	2	0	0	0	9	3	1	0	0	0	5	0	
1990-91	3	0	2	1	0	3	11	1	0.167	0	0	1	0	1	1	0	2	0	0	2	10	
1991-92	3	3	0	0	0	17	11	6	1.000	1	0	0	0	5	3	2	0	0	0	12	8	
1992-93	4	3	0	1	0	15	8	7	0.875	2	0	0	0	10	4	1	0	1	0	5	4	
1993-94	4	0	4	0	0	13	20	0	0.000	0	2	0	0	8	11	0	2	0	0	5	9	
1994-95	4	1	2	1	0	10	12	3	0.375	1	1	0	0	5	6	0	1	1	0	5	6	
1995-96	4	1	3	0	0	10	18	2	0.250	0	2	0	0	5	9	1	1	0	0	5	9	
1996-97	4	0	4	0	0	6	18	0	0.000	0	2	0	0	4	10	0	2	0	0	2	8	
1997-98	4	1	3	0	0	8	10	2	0.250	1	1	0	0	5	3	0	2	0	0	3	7	
1998-99	4	0	3	1	0	9	19	1	0.125	0	1	1	0	4	8	0	2	0	0	5	11	
1999-00	4	0	3	1	0	6	9	1	0.125	0	1	1	0	4	5	0	2	0	0	2	4	
2000-01	4	1	3	0	0	11	15	2	0.250	1	1	0	0	7	7	0	2	0	0	4	8	
2001-02	4	1	2	1	0	8	13	3	0.375	1	1	0	0	7	7	0	1	1	0	1	6	
2002-03	4	1	2	0	1	8	14	3	0.375	1	0	0	1	7	7	0	2	0	0	1	7	
2003-04	4	2	0	0	2	13	10	6	0.750	1	0	0	1	6	4	1	0	0	1	7	6	
2004-05	DID NOT PLAY																					
2005-06	4	1	2	0	1	10	14	3	0.375	0	1	0	1	5	7	1	1	0	0	5	7	
2006-07	4	1	2	0	1	11	12	3	0.375	0	1	0	1	7	9	1	1	0	0	4	3	
2007-08	4	0	2	0	2	8	16	2	0.250	0	1	0	1	2	6	0	1	0	1	6	10	
2008-09	4	2	2	0	0	14	11	4	0.500	2	0	0	0	9	3	0	2	0	0	5	8	
2009-10	4	2	2	0	0	14	16	4	0.500	1	1	0	0	8	8	1	1	0	0	6	8	
2010-11	4	1	3	0	0	9	11	2	0.250	1	1	0	0	6	5	0	2	0	0	3	6	
2011-12	4	0	4	0	0	4	14	0	0.000	0	2	0	0	2	6	0	2	0	0	2	8	
2012-13	3	1	1	0	1	8	8	3	0.500	0	1	0	1	3	7	1	0	0	0	5	1	
2013-14	3	1	2	0	0	5	10	2	0.333	0	1	0	0	0	3	1	1	0	0	5	7	
2014-15	3	1	1	0	1	11	9	3	0.500	1	0	0	1	9	6	0	1	0	0	2	3	
2015-16	3	1	2	0	0	6	8	2	0.333	1	0	0	0	2	1	0	2	0	0	4	7	
2016-17	3	2	1	0	0	14	6	4	0.667	1	1	0	0	9	4	1	0	0	0	5	2	
2017-18	3	1	2	0	0	9	15	2	0.333	1	0	0	0	5	4	0	2	0	0	4	11	
2018-19	3	1	1	0	1	4	7	3	0.500	1	0	0	1	3	3	0	1	0	0	1	4	
1979-2019	138	50	63	15	10	429	465	125	0.453	30	23	8	8	246	217	20	40	7	2	183	248	
DAL 1993-2019	93	23	56	4	10	229	315	60	0.323	15	22	2	8	132	149	8	34	2	2	97	166	
MIN 1979-1993	45	27	7	11	0	200	150	65	0.722	15	1	6	0	114	68	12	6	5	0	86	82	

\*\* Franchise located in Minneapolis from 1979-80 to 1992-93. Moved to Dallas for 1993-94 season.





## EDMONTON OILERS VS DALLAS STARS

## 2018-19 RESULTS &amp; STATISTICS

\* Overtime \*\* Shootout

AT EDMONTON	SCORE	WINNING GOAL	AT DALLAS	SCORE	WINNING GOAL
28 Mar '19	** DAL 3 @ EDM 2	Jamie Benn	03 Dec '18	EDM 1 @ DAL 4	Brett Ritchie
27 Nov '18	* DAL 0 @ EDM 1	Oscar Klefbom			

OILERS	GP	G	A	P	+/-	PIM	PP	SH	STARS	GP	G	A	P	+/-	PIM	PP	SH
Leon Draisaitl	3	1	3	4	3	0	0	0	Jason Dickinson	3	1	1	2	2	0	0	0
Connor McDavid	2	1	1	2	3	0	0	0	Alexander Radulov	3	1	1	2	0	0	1	0
Oscar Klefbom	3	1	0	1	0	0	0	0	Brett Ritchie	2	1	1	2	2	0	0	0
Jujhar Khaira	2	1	0	1	-1	2	0	0	Roope Hintz	3	0	2	2	0	6	0	0
Ryan Nugent-Hopkins	3	0	1	1	0	0	0	0	Mattias Janmark	3	0	2	2	1	2	0	0
Chris Wideman	1	0	1	1	0	0	0	0	Jamie Benn	3	1	0	1	1	0	1	0
Matt Benning	3	0	0	0	0	2	0	0	Miro Heiskanen	3	1	0	1	-2	0	0	0
Kyle Brodziak	3	0	0	0	-3	0	0	0	Esa Lindell	3	1	0	1	-2	0	0	1
Alex Chiasson	3	0	0	0	0	6	0	0	Tyler Seguin	3	0	1	1	0	0	0	0
Zack Kassian	3	0	0	0	-1	14	0	0	Gavin Bayreuther	2	0	1	1	0	2	0	0
Adam Larsson	3	0	0	0	-1	2	0	0	Radek Faksa	3	0	0	0	-1	4	0	0
Milan Lucic	3	0	0	0	-2	0	0	0	Taylor Fedun	3	0	0	0	2	0	0	0
Darnell Nurse	3	0	0	0	-1	5	0	0	Valeri Nichushkin	3	0	0	0	-1	0	0	0
Kris Russell	3	0	0	0	0	0	0	0	Roman Polak	3	0	0	0	1	0	0	0
Drake Caggiula	2	0	0	0	0	0	0	0	Blake Comeau	2	0	0	0	-2	0	0	0
Jesse Puljujarvi	2	0	0	0	0	0	0	0	Joel Hanley	2	0	0	0	2	0	0	0
Patrick Russell	2	0	0	0	0	0	0	0	Tyler Pitlick	2	0	0	0	0	0	0	0
Colby Cave	1	0	0	0	0	0	0	0	Devin Shore	2	0	0	0	0	5	0	0
Josh Currie	1	0	0	0	-1	2	0	0	Jason Spezza	2	0	0	0	0	0	0	0
Sam Gagner	1	0	0	0	0	0	0	0	Andrew Cogliano	1	0	0	0	-1	0	0	0
Joseph Gambardella	1	0	0	0	0	0	0	0	John Klingberg	1	0	0	0	1	2	0	0
Jason Garrison	1	0	0	0	0	0	0	0	Joel L'Esperance	1	0	0	0	0	0	0	0
Kevin Gravel	1	0	0	0	1	0	0	0	Ben Lovejoy	1	0	0	0	-2	0	0	0
Ty Rattie	1	0	0	0	0	0	0	0									
Tobias Rieder	1	0	0	0	0	0	0	0									
Andrej Sekera	1	0	0	0	0	0	0	0									
Ryan Spooner	1	0	0	0	0	0	0	0									

OILERS GOALTENDERS	GP	MIN	W-L-OT	GA	SA	SV	GAA	SV%
Mikko Koskinen	3	186	1-1-1	5	74	69	1.61	.932

STARS GOALTENDERS	GP	MIN	W-L-OT	GA	SA	SV	GAA	SV%
Anton Khudobin	3	187	2-0-1	4	102	98	1.28	.961

GOALS BY PERIOD	1	2	3	OT	TOTAL	SHOTS BY PERIOD	1	2	3	OT	TOTAL
Oilers	1	1	1	1	4	Oilers	36	40	21	5	102
Stars	1	1	4	0	6	Stars	17	28	26	4	75

POWERPLAY	PPG	ATT	PCT.	PENALTY KILLING	PK	TSH	PCT.
Oilers	0	6	0.0	Oilers	4	6	66.7
Stars	2	6	33.3	Stars	6	6	100.0



**DETROIT RED WINGS**

Little Caesars Arena / BELFOR Training Center  
 2645 Woodward Ave.  
 Detroit, MI 48201

Website: [www.nhl.com/redwings](http://www.nhl.com/redwings)  
 Twitter: @DetroitRedWings  
 PR Twitter: @DRWPR  
 Arena Capacity: 19,515

**2019-20 GAMES VS DETROIT**

**AT EDMONTON** – Oct. 18

**AT DETROIT** – Oct. 29

**CLUB DIRECTORY**

Owner/Governor.....	Mike Ilitch (1929-2017)
Owner/Secretary-Treasurer.....	Marian Ilitch
Governor, President & CEO.....	Christopher Ilitch
Senior Vice President/Alternate Governor.....	Jim Devellano
Executive Vice President/General Manager.....	Steve Yzerman
Assistant General Managers.....	Pat Verbeek, Ryan Martin
Associate Director of Player Personnel.....	Jiri Fischer
Director of Player Development/Assistant Director of Player Personnel.....	Shawn Horcoff

**EDMONTON OILERS VS DETROIT RED WINGS**

**YEARLY RECORD 1979-80 TO 2018-19**

SEASON										AT EDMONTON				AT DETROIT								
	GP	W	L	T	OTL	GF	GA	PTS	PCT.	W	L	T	OTL	GF	GA	W	L	T	OTL	GF	GA	
1979-80	4	1	2	1	0	15	16	3	0.375	0	1	1	0	7	9	1	1	0	0	8	7	
1980-81	4	2	1	1	0	16	12	5	0.625	1	0	1	0	9	6	1	1	0	0	7	6	
1981-82	3	2	0	1	0	19	11	5	0.833	1	0	0	0	8	4	1	0	1	0	11	7	
1982-83	3	2	1	0	0	19	16	4	0.667	1	1	0	0	12	11	1	0	0	0	7	5	
1983-84	3	3	0	0	0	22	9	6	1.000	1	0	0	0	8	3	2	0	0	0	14	6	
1984-85	3	3	0	0	0	19	14	6	1.000	2	0	0	0	13	9	1	0	0	0	6	5	
1985-86	3	3	0	0	0	22	7	6	1.000	1	0	0	0	12	3	2	0	0	0	10	4	
1986-87	3	3	0	0	0	15	9	6	1.000	2	0	0	0	10	6	1	0	0	0	5	3	
1987-88	3	1	2	0	0	11	15	2	0.333	0	1	0	0	1	4	1	1	0	0	10	11	
1988-89	3	1	2	0	0	16	18	2	0.333	1	1	0	0	14	13	0	1	0	0	2	5	
1989-90	3	1	2	0	0	15	15	2	0.333	0	1	0	0	4	6	1	1	0	0	11	9	
1990-91	3	1	1	1	0	11	12	3	0.500	1	0	1	0	8	7	0	1	0	0	3	5	
1991-92	3	0	2	1	0	7	12	1	0.167	0	1	0	0	1	4	0	1	1	0	6	8	
1992-93	3	0	2	1	0	7	12	1	0.167	0	1	1	0	5	8	0	1	0	0	2	4	
1993-94	4	3	1	0	0	13	12	6	0.750	2	0	0	0	8	5	1	1	0	0	5	7	
1994-95	4	1	3	0	0	10	15	2	0.250	1	1	0	0	6	6	0	2	0	0	4	9	
1995-96	4	0	4	0	0	7	21	0	0.000	0	2	0	0	5	8	0	2	0	0	2	13	
1996-97	4	0	2	2	0	5	11	2	0.250	0	1	1	0	5	9	0	1	1	0	0	2	
1997-98	4	2	2	0	0	11	15	4	0.500	1	1	0	0	5	9	1	1	0	0	6	6	
1998-99	4	1	3	0	0	10	14	2	0.250	1	1	0	0	6	7	0	2	0	0	4	7	
1999-00	4	1	2	1	0	8	13	3	0.375	1	0	1	0	5	4	0	2	0	0	3	9	
2000-01	4	3	0	0	1	11	9	7	0.875	2	0	0	0	4	2	1	0	0	1	7	7	
2001-02	4	0	2	1	1	6	11	2	0.250	0	1	1	0	2	3	0	1	0	1	4	8	
2002-03	4	2	1	1	0	12	14	5	0.625	1	0	1	0	5	4	1	1	0	0	7	10	
2003-04	4	0	2	2	0	7	14	2	0.250	0	0	2	0	5	5	0	2	0	0	2	9	
2004-05	DID NOT PLAY																					
2005-06	4	2	1	0	1	13	14	5	0.625	1	0	0	1	9	9	1	1	0	0	4	5	
2006-07	4	3	1	0	0	11	10	6	0.750	2	0	0	0	7	4	1	1	0	0	4	6	
2007-08	4	2	2	0	0	11	12	4	0.500	1	1	0	0	5	5	1	1	0	0	6	7	
2008-09	4	0	4	0	0	8	19	0	0.000	0	2	0	0	5	7	0	2	0	0	3	12	
2009-10	4	3	1	0	0	17	13	6	0.750	2	0	0	0	9	7	1	1	0	0	8	6	
2010-11	4	0	3	0	1	7	16	1	0.125	0	2	0	0	4	8	0	1	0	1	3	8	
2011-12	4	1	3	0	0	9	14	2	0.250	1	1	0	0	7	7	0	2	0	0	2	7	
2012-13	3	0	2	0	1	3	8	1	0.167	0	0	0	1	2	3	0	2	0	0	1	5	
2013-14	2	0	1	0	1	1	7	1	0.250	0	1	0	0	0	5	0	0	0	1	1	2	
2014-15	2	0	2	0	0	4	9	0	0.000	0	1	0	0	2	4	0	1	0	0	2	5	
2015-16	2	1	0	0	1	6	5	3	0.750	1	0	0	0	3	1	0	0	0	1	3	4	
2016-17	2	2	0	0	0	6	4	4	1.000	1	0	0	0	4	3	1	0	0	0	2	1	
2017-18	2	1	1	0	0	6	6	2	0.500	0	1	0	0	0	4	1	0	0	0	6	2	
2018-19	2	1	1	0	0	6	6	2	0.500	0	1	0	0	2	3	1	0	0	0	4	3	
<b>1979-2019</b>	<b>131</b>	<b>52</b>	<b>59</b>	<b>13</b>	<b>7</b>	<b>422</b>	<b>470</b>	<b>124</b>	<b>0.473</b>	<b>29</b>	<b>24</b>	<b>10</b>	<b>2</b>	<b>227</b>	<b>225</b>	<b>23</b>	<b>35</b>	<b>3</b>	<b>5</b>	<b>195</b>	<b>245</b>	



## EDMONTON OILERS VS DETROIT RED WINGS

## 2018-19 RESULTS &amp; STATISTICS

\* Overtime \*\* Shootout

<b>AT EDMONTON</b>	<b>SCORE</b>	<b>WINNING GOAL</b>	<b>AT DETROIT</b>	<b>SCORE</b>	<b>WINNING GOAL</b>
22 Jan '19	DET 3 @ EDM 2	Luke Glendening	03 Nov '18	EDM 4 @ DET 3	Kyle Brodziak

OILERS	GP	G	A	P	+/-	PIM	PP	SH	RED WINGS	GP	G	A	P	+/-	PIM	PP	SH
Connor McDavid	2	0	3	3	0	0	0	0	Luke Glendening	2	2	1	3	2	0	0	0
Kyle Brodziak	2	2	0	2	0	2	0	0	Gustav Nyquist	2	0	3	3	2	0	0	0
Alex Chiasson	2	1	1	2	2	0	0	0	Tyler Bertuzzi	2	1	1	2	2	0	0	0
Leon Draisaitl	2	1	1	2	2	2	0	0	Dylan Larkin	2	1	1	2	-2	0	0	0
Jujhar Khaira	2	0	2	2	0	0	0	0	Andreas Athanasiou	1	0	2	2	1	0	0	0
Matt Benning	2	1	0	1	0	0	0	0	Jacob de la Rose	2	1	0	1	1	0	0	0
Drake Caggiula	1	1	0	1	-1	0	0	0	Danny DeKeyser	2	1	0	1	-2	2	0	0
Adam Larsson	2	0	1	1	4	2	0	0	Darren Helm	2	0	1	1	-3	0	0	0
Darnell Nurse	2	0	1	1	-1	2	0	0	Martin Frk	1	0	1	1	0	0	0	0
Oscar Klefbom	1	0	1	1	3	0	0	0	Filip Hronek	1	0	1	1	0	0	0	0
Zack Kassian	2	0	0	0	0	0	0	0	Michael Rasmussen	1	0	1	1	0	0	0	0
Milan Lucic	2	0	0	0	0	0	0	0	Justin Abdelkader	2	0	0	0	-1	0	0	0
Ryan Nugent-Hopkins	2	0	0	0	0	0	0	0	Mike Green	2	0	0	0	3	4	0	0
Jesse Puljujarvi	2	0	0	0	0	0	0	0	Nick Jensen	2	0	0	0	1	0	0	0
Kris Russell	2	0	0	0	-3	0	0	0	Niklas Kronwall	2	0	0	0	0	0	0	0
Colby Cave	1	0	0	0	0	0	0	0	Anthony Mantha	2	0	0	0	-1	0	0	0
Jason Garrison	1	0	0	0	0	0	0	0	Dennis Cholowski	1	0	0	0	0	0	0	0
Brandon Manning	1	0	0	0	-1	0	0	0	Trevor Daley	1	0	0	0	-1	0	0	0
Alexander Petrovic	1	0	0	0	-2	0	0	0	Christoffer Ehn	1	0	0	0	0	0	0	0
Tobias Rieder	1	0	0	0	0	0	0	0	Jonathan Ericsson	1	0	0	0	-1	0	0	0
Ryan Spooner	1	0	0	0	0	0	0	0	Wade Megan	1	0	0	0	0	0	0	0
Ryan Strome	1	0	0	0	0	0	0	0	Frans Nielsen	1	0	0	0	0	2	0	0
Kailer Yamamoto	1	0	0	0	-1	0	0	0	Thomas Vanek	1	0	0	0	0	0	0	0
									Luke Witkowski	1	0	0	0	0	0	0	0

OILERS GOALTENDERS	GP	MIN	W-L-OT	GA	SA	SV	GAA	SV%
Mikko Koskinen	2	117	1-1-0	6	53	47	3.07	.887
RED WINGS GOALTENDERS	GP	MIN	W-L-OT	GA	SA	SV	GAA	SV%
Jimmy Howard	1	60	1-0-0	2	34	32	2.00	.941
Jonathan Bernier	1	58	0-1-0	4	42	38	4.16	.905

GOALS BY PERIOD	1	2	3	OT	TOTAL	SHOTS BY PERIOD	1	2	3	OT	TOTAL
Oilers	1	2	3	0	6	Oilers	18	26	32	0	76
Red Wings	1	3	2	0	6	Red Wings	21	18	14	0	53

POWERPLAY	PPG	ATT	PCT.	PENALTY KILLING	PK	TSH	PCT.
Oilers	0	4	0.0	Oilers	5	5	100.0
Red Wings	0	5	0.0	Red Wings	4	4	100.0



**FLORIDA PANTHERS**

BB&T Center  
1 Panther Parkway  
Sunrise, FL 33323

O: 954-835-7000, F: 954-835-7700  
Website: [www.nhl.com/panthers](http://www.nhl.com/panthers)  
PR Website: [nhl.com/panthers/pressbox](http://nhl.com/panthers/pressbox)  
Twitter: @FlaPanthers  
PR Twitter: @FlaPanthersPR  
Arena Capacity: 19,638

**2019-20 GAMES VS FLORIDA**

**AT EDMONTON** – Oct. 27

**AT FLORIDA** – Feb. 15

**CLUB DIRECTORY**

Owner & Governor.....	Vincent J. Viola
Vice Chairman, Partner & Alternate Governor.....	Douglas A. Cifu
OVG Co-Chairman & Alternate Governor.....	Peter Luukko
Chairman & Alternate Governor.....	General (RET.) Ray Odierno
Chief Executive Officer & President.....	Matthew Caldwell
President of Hockey Operations/General Manager.....	Dale Tallon
SVP of Hockey Operations & Special Advisor to the President of Hockey Operations.....	Chris Pronger
SVP of Hockey Operations & Assistant General Manager/	

**EDMONTON OILERS VS FLORIDA PANTHERS**

**YEARLY RECORD 2000-01 TO 2018-19**

SEASON											AT EDMONTON				AT FLORIDA							
	GP	W	L	T	OTL	GF	GA	PTS	PCT.	W	L	T	OTL	GF	GA	W	L	T	OTL	GF	GA	
1993-94	2	0	1	1	0	7	9	1	0.250	0	1	0	0	3	5	0	0	1	0	4	4	
1994-95	DID NOT PLAY																					
1995-96	2	0	2	0	0	3	5	0	0.000	0	1	0	0	2	3	0	1	0	0	1	2	
1996-97	2	1	1	0	0	7	6	2	0.500	1	0	0	0	4	0	0	1	0	0	3	6	
1997-98	2	2	0	0	0	7	2	4	1.000	1	0	0	0	3	2	1	0	0	0	4	0	
1998-99	1	0	1	0	0	1	3	0	0.000	0	0	0	0	0	0	0	1	0	0	1	3	
1999-00	2	0	1	1	0	3	4	1	0.250	0	0	1	0	2	2	0	1	0	0	1	2	
2000-01	1	0	0	1	0	2	2	1	0.500	0	0	0	0	0	0	0	0	1	0	2	2	
2001-02	2	1	1	0	0	10	7	2	0.500	1	0	0	0	6	2	0	1	0	0	4	5	
2002-03	1	1	0	0	0	4	0	2	1.000	0	0	0	0	0	0	1	0	0	0	4	0	
2003-04	1	1	0	0	0	4	2	2	1.000	1	0	0	0	4	2	0	0	0	0	0	0	
2004-05	DID NOT PLAY																					
2005-06	DID NOT PLAY																					
2006-07	1	1	0	0	0	4	1	2	1.000	1	0	0	0	4	1	0	0	0	0	0	0	
2007-08	1	1	0	0	0	4	3	2	1.000	0	0	0	0	0	0	1	0	0	0	4	3	
2008-09	1	0	1	0	0	0	2	0	0.000	0	1	0	0	0	2	0	0	0	0	0	0	
2009-10	1	1	0	0	0	3	2	2	1.000	0	0	0	0	0	0	1	0	0	0	3	2	
2010-11	1	1	0	0	0	3	2	2	1.000	1	0	0	0	3	2	0	0	0	0	0	0	
2011-12	1	1	0	0	0	2	1	2	1.000	0	0	0	0	0	0	1	0	0	0	2	1	
2012-13	DID NOT PLAY																					
2013-14	2	2	0	0	0	8	4	4	1.000	1	0	0	0	4	1	1	0	0	0	4	3	
2014-15	2	1	1	0	0	5	6	2	0.500	0	1	0	0	2	4	1	0	0	0	3	2	
2015-16	2	1	1	0	0	5	4	2	0.500	0	1	0	0	1	2	1	0	0	0	4	2	
2016-17	2	2	0	0	0	8	6	4	1.000	1	0	0	0	4	3	1	0	0	0	4	3	
2017-18	2	1	1	0	0	9	9	2	0.500	0	1	0	0	5	7	1	0	0	0	4	2	
2018-19	2	1	1	0	0	5	7	2	0.500	1	0	0	0	4	3	0	1	0	0	1	4	
<b>1993-2019</b>	<b>34</b>	<b>19</b>	<b>12</b>	<b>3</b>	<b>0</b>	<b>104</b>	<b>87</b>	<b>41</b>	<b>0.603</b>	<b>9</b>	<b>6</b>	<b>1</b>	<b>0</b>	<b>51</b>	<b>41</b>	<b>10</b>	<b>6</b>	<b>2</b>	<b>0</b>	<b>53</b>	<b>46</b>	





## EDMONTON OILERS VS FLORIDA PANTHERS

## 2018-19 RESULTS &amp; STATISTICS

\* Overtime \*\* Shootout

<b>AT EDMONTON</b>	<b>SCORE</b>	<b>WINNING GOAL</b>	<b>AT FLORIDA</b>	<b>SCORE</b>	<b>WINNING GOAL</b>
10 Jan '19	** FLA 3 @ EDM 4	Ryan Nugent-Hopkins	08 Nov '18	EDM 1 @ FLA 4	Nick Bjugstad

OILERS	GP	G	A	P	+/-	PIM	PP	SH	PANTHERS	GP	G	A	P	+/-	PIM	PP	SH
Connor McDavid	2	2	2	4	1	0	0	0	Mike Hoffman	2	0	3	3	2	0	0	0
Leon Draisaitl	2	1	2	3	2	2	0	0	Bogdan Kiselevich	2	0	3	3	3	0	0	0
Darnell Nurse	2	1	1	2	3	0	0	0	Vincent Trocheck	1	0	2	2	1	4	0	0
Alex Chiasson	2	0	1	1	0	0	0	0	Evgenii Dadonov	2	1	0	1	1	0	0	0
Matt Benning	2	0	0	0	-1	0	0	0	Jonathan Huberdeau	2	1	0	1	-1	2	1	0
Kyle Brodziak	2	0	0	0	-1	0	0	0	Denis Malgin	2	1	0	1	0	0	0	0
Kevin Gravel	2	0	0	0	-1	0	0	0	Colton Sceviour	2	1	0	1	0	0	0	0
Zack Kassian	2	0	0	0	-1	7	0	0	Frank Vatrano	2	1	0	1	1	0	0	0
Adam Larsson	2	0	0	0	-3	2	0	0	Nick Bjugstad	1	1	0	1	1	0	0	0
Milan Lucic	2	0	0	0	-2	0	0	0	Henrik Borgstrom	1	1	0	1	2	0	0	0
Ryan Nugent-Hopkins	2	0	0	0	0	2	0	0	Aleksander Barkov	2	0	1	1	-2	0	0	0
Jesse Puljujarvi	2	0	0	0	-1	0	0	0	Jared McCann	2	0	1	1	1	0	0	0
Tobias Rieder	2	0	0	0	-2	0	0	0	Keith Yandle	2	0	1	1	1	2	0	0
Kris Russell	2	0	0	0	2	2	0	0	Troy Brouwer	2	0	0	0	1	5	0	0
Drake Caggiula	1	0	0	0	-1	0	0	0	Aaron Ekblad	2	0	0	0	-1	0	0	0
Joseph Gambardella	1	0	0	0	0	0	0	0	Juho Lammikko	2	0	0	0	0	0	0	0
Caleb Jones	1	0	0	0	-2	0	0	0	Mike Matheson	2	0	0	0	-2	0	0	0
Juhar Khairat	1	0	0	0	-1	2	0	0	MacKenzie Weegar	2	0	0	0	2	0	0	0
Oscar Klefbom	1	0	0	0	-1	0	0	0	Micheal Haley	1	0	0	0	0	0	0	0
Ty Rattie	1	0	0	0	0	0	0	0	Alexander Petrovic	1	0	0	0	1	0	0	0
Ryan Spooner	1	0	0	0	0	0	0	0	Mark Pysyk	1	0	0	0	-1	2	0	0
Ryan Strome	1	0	0	0	-1	0	0	0									

OILERS GOALTENDERS	GP	MIN	W-L-OT	GA	SA	SV	GAA	SV%
Cam Talbot	2	122	1-1-0	6	62	56	2.95	.903

PANTHERS GOALTENDERS	GP	MIN	W-L-OT	GA	SA	SV	GAA	SV%
Roberto Luongo	1	60	1-0-0	1	27	26	1.00	.963
James Reimer	1	65	0-0-1	3	24	21	2.77	.875

GOALS BY PERIOD	1	2	3	OT	TOTAL	SHOTS BY PERIOD	1	2	3	OT	TOTAL
Oilers	1	1	2	0	4	Oilers	15	11	19	6	51
Panthers	1	3	3	0	7	Panthers	19	26	16	2	63

POWERPLAY	PPG	ATT	PCT.	PENALTY KILLING	PK	TSH	PCT.
Oilers	0	5	0.0	Oilers	5	6	83.3
Panthers	1	6	16.7	Panthers	5	5	100.0



**LOS ANGELES KINGS**

STAPLES Center  
1111 S. Figueroa St.  
Los Angeles, CA 90015 O:

213-742-7100

Website: [www.nhl.com/kings](http://www.nhl.com/kings)  
PR Website: [www.nhl.com/kings/media](http://www.nhl.com/kings/media)  
Twitter: @LAKings  
PR Twitter: @LAKingsPR  
Arena Capacity: 18,230

**2019-20 GAMES VS LOS ANGELES**

**AT EDMONTON** – Oct. 5, Dec. 6  
**AT LOS ANGELES** – Nov. 21, Feb. 23

**CLUB DIRECTORY**

Alternate Governor, Kings.....	Dan Beckerman
President and Alternate Governor.....	Luc Robitaille
Vice President and General Manager.....	Rob Blake
Executive Vice President, Hockey Operations and Legal Affairs.....	Jeff Solomon
Assistant General Manager.....	Michael Futa

**EDMONTON OILERS VS LOS ANGELES KINGS**

**YEARLY RECORD 1979-80 TO 2018-19**

SEASON											AT EDMONTON				AT LOS ANGELES								
	GP	W	L	T	OTL	GF	GA	PTS	PCT.		W	L	T	OTL	GF	GA	W	L	T	OTL	GF	GA	
1979-80	4	2	1	1	0	16	22	2	0.250	0	0	2	0	10	10	0	2	0	0	6	12		
1980-81	4	0	2	2	0	16	22	2	0.250	0	0	2	0	10	10	0	2	0	0	6	12		
1981-82	8	5	1	2	0	51	27	12	0.750	3	0	1	0	31	13	2	1	1	0	20	14		
1982-83	8	5	1	2	0	46	30	12	0.750	3	1	0	0	25	19	2	0	2	0	21	11		
1983-84	8	6	2	0	0	44	29	12	0.750	3	1	0	0	25	13	3	1	0	0	19	16		
1984-85	8	4	3	1	0	41	35	9	0.563	3	1	0	0	27	17	1	2	1	0	14	18		
1985-86	8	6	0	2	0	53	31	14	0.875	3	0	1	0	26	15	3	0	1	0	27	16		
1986-87	8	4	2	2	0	48	35	10	0.625	1	1	2	0	23	22	3	1	0	0	25	13		
1987-88	8	4	2	2	0	41	32	10	0.625	3	0	1	0	21	12	1	2	1	0	20	20		
1988-89	8	4	4	0	0	36	36	8	0.500	2	2	0	0	18	17	2	2	0	0	18	19		
1989-90	8	4	2	2	0	36	35	10	0.625	2	1	1	0	18	17	2	1	1	0	18	18		
1990-91	8	2	5	1	0	25	35	5	0.313	2	2	0	0	13	13	0	3	1	0	12	22		
1991-92	7	1	3	3	0	22	31	5	0.357	1	1	2	0	12	16	0	2	1	0	10	15		
1992-93	7	1	5	1	0	20	32	3	0.214	0	3	1	0	11	17	1	2	0	0	9	15		
1993-94	7	2	2	3	0	26	28	7	0.500	1	1	1	0	14	13	1	1	2	0	12	15		
1994-95	5	2	2	1	0	14	17	5	0.500	1	1	0	0	5	4	1	1	1	0	9	13		
1995-96	5	3	1	1	0	22	14	7	0.700	2	0	1	0	15	9	1	1	0	0	7	5		
1996-97	6	3	2	1	0	20	17	7	0.583	2	1	0	0	7	7	1	1	1	0	13	10		
1997-98	5	4	1	0	0	14	8	8	0.800	1	1	0	0	3	3	3	0	0	0	11	5		
1998-99	4	0	3	1	0	7	10	1	0.125	0	2	0	0	4	6	0	1	1	0	3	4		
1999-00	4	2	1	1	0	14	16	5	0.625	2	0	0	0	11	7	0	1	1	0	3	9		
2000-01	4	3	1	0	0	20	7	6	0.750	1	1	0	0	7	4	2	0	0	0	13	3		
2001-02	4	1	1	1	1	10	11	4	0.500	0	1	1	0	4	6	1	0	0	1	6	5		
2002-03	4	3	1	0	0	10	9	6	0.750	1	1	0	0	3	4	2	0	0	0	7	5		
2003-04	4	2	2	0	0	10	10	4	0.500	1	1	0	0	6	5	1	1	0	0	4	5		
2004-05	DID NOT PLAY																						
2005-06	4	3	1	0	0	15	9	6	0.750	2	0	0	0	9	3	1	1	0	0	6	6		
2006-07	4	2	2	0	0	11	16	4	0.500	1	1	0	0	8	10	1	1	0	0	3	6		
2007-08	4	2	2	0	0	11	14	4	0.500	1	1	0	0	6	7	1	1	0	0	5	7		
2008-09	4	2	2	0	0	10	10	4	0.500	0	2	0	0	2	4	2	0	0	0	8	6		
2009-10	4	2	2	0	0	10	11	4	0.500	0	2	0	0	3	6	2	0	0	0	7	5		
2010-11	4	0	3	0	1	5	13	1	0.125	0	2	0	0	1	5	0	1	0	1	4	8		
2011-12	4	2	2	0	0	6	7	4	0.500	1	1	0	0	3	5	1	1	0	0	3	2		
2012-13	3	1	2	0	0	4	8	2	0.333	1	1	0	0	3	4	0	1	0	0	1	4		
2013-14	4	0	3	0	1	3	12	1	0.125	0	2	0	0	2	7	0	1	0	1	1	5		
2014-15	5	2	3	0	0	12	23	4	0.400	2	1	0	0	9	9	0	2	0	0	3	14		
2015-16	5	0	5	0	0	12	20	0	0.000	0	2	0	0	4	8	0	3	0	0	8	12		
2016-17	5	3	2	0	0	13	12	6	0.600	3	0	0	0	7	2	0	2	0	0	6	10		
2017-18	4	2	2	0	0	9	15	4	0.500	1	1	0	0	3	7	1	1	0	0	6	8		
2018-19	4	2	2	0	0	13	15	4	0.500	2	0	0	0	11	6	0	2	0	0	2	9		
<b>1979-2019</b>	<b>212</b>	<b>96</b>	<b>83</b>	<b>30</b>	<b>3</b>	<b>799</b>	<b>758</b>	<b>225</b>	<b>0.531</b>	<b>53</b>	<b>39</b>	<b>15</b>	<b>0</b>	<b>418</b>	<b>358</b>	<b>43</b>	<b>44</b>	<b>15</b>	<b>3</b>	<b>381</b>	<b>400</b>		



## EDMONTON OILERS VS LOS ANGELES KINGS

## 2018-19 RESULTS &amp; STATISTICS

\* Overtime \*\* Shootout

AT EDMONTON	SCORE	WINNING GOAL	AT LOS ANGELES	SCORE	WINNING GOAL
26 Mar '19	LAK 4 @ EDM 8	Ryan Nugent-Hopkins	05 Jan '19	EDM 0 @ LAK 4	Kyle Clifford
29 Nov '18	LAK 2 @ EDM 3	Oscar Klefbom	25 Nov '18	EDM 2 @ LAK 5	Anze Kopitar

OILERS	GP	G	A	P	+/-	PIM	PP	SH
Oscar Klefbom	3	1	6	7	0	2	1	0
Ryan Nugent-Hopkins	4	3	3	6	0	2	1	0
Connor McDavid	4	1	5	6	-1	2	0	0
Alex Chiasson	4	3	2	5	2	2	2	0
Leon Draisaitl	4	3	2	5	-1	0	0	0
Adam Larsson	4	0	2	2	-1	2	0	0
Darnell Nurse	4	0	2	2	1	2	0	0
Zack Kassian	4	1	0	1	2	9	0	0
Jesse Puljujarvi	3	1	0	1	-3	2	0	0
Drake Caggiula	2	0	1	1	0	0	0	0
Joseph Gambardella	1	0	1	1	3	0	0	0
Kyle Brodziak	4	0	0	0	0	4	0	0
Milan Lucic	4	0	0	0	-1	14	0	0
Kevin Gravel	3	0	0	0	0	0	0	0
Jujhar Khaira	3	0	0	0	-2	4	0	0
Kris Russell	3	0	0	0	2	5	0	0
Ryan Spooner	3	0	0	0	-2	0	0	0
Matt Benning	2	0	0	0	2	2	0	0
Ty Rattie	2	0	0	0	0	0	0	0
Tobias Rieder	2	0	0	0	0	0	0	0
Colby Cave	1	0	0	0	0	0	0	0
Josh Currie	1	0	0	0	0	0	0	0
Sam Gagner	1	0	0	0	0	0	0	0
Caleb Jones	1	0	0	0	-1	0	0	0
Brandon Manning	1	0	0	0	-2	0	0	0
Alexander Petrovic	1	0	0	0	-3	2	0	0
Patrick Russell	1	0	0	0	0	0	0	0
Andrej Sekera	1	0	0	0	2	2	0	0
Chris Wideman	1	0	0	0	-2	0	0	0

KINGS	GP	G	A	P	+/-	PIM	PP	SH
Anze Kopitar	4	2	7	9	2	4	0	0
Dustin Brown	4	5	3	8	1	2	3	0
Drew Doughty	4	1	4	5	1	2	1	0
Jeff Carter	4	2	1	3	-3	6	1	0
Derek Forbort	4	0	3	3	2	0	0	0
Alex Iafallo	4	1	1	2	1	2	0	0
Tyler Toffoli	4	1	1	2	-1	4	0	0
Kyle Clifford	4	1	0	1	-1	5	0	0
Matt Luff	2	1	0	1	0	0	0	0
Carl Grundstrom	1	1	0	1	-1	0	0	0
Ilya Kovalchuk	3	0	1	1	1	0	0	0
Jake Muzzin	3	0	1	1	0	2	0	0
Nate Thompson	3	0	1	1	3	0	0	0
Michael Amadio	2	0	1	1	0	0	0	0
Sean Walker	2	0	1	1	1	2	0	0
Brendan Leipsic	1	0	1	1	1	2	0	0
Adrian Kempe	4	0	0	0	1	0	0	0
Dion Phaneuf	4	0	0	0	2	0	0	0
Austin Wagner	4	0	0	0	-1	0	0	0
Alec Martinez	3	0	0	0	-3	0	0	0
Paul LaDue	2	0	0	0	1	0	0	0
Jonny Brodzinski	1	0	0	0	-1	0	0	0
Oscar Fantenberg	1	0	0	0	2	0	0	0
Carl Hagelin	1	0	0	0	1	0	0	0
Trevor Lewis	1	0	0	0	-2	5	0	0
Sheldon Rempal	1	0	0	0	0	0	0	0
Matt Roy	1	0	0	0	-3	0	0	0

OILERS GOALTENDERS	GP	MIN	W-L-OT	GA	SA	SV	GAA	SV%
Mikko Koskinen	3	134	2-1-0	9	78	69	4.03	.885
Cam Talbot	2	105	0-1-0	4	45	41	2.28	.911

KINGS GOALTENDERS	GP	MIN	W-L-OT	GA	SA	SV	GAA	SV%
Cal Petersen	1	59	1-0-0	2	34	32	2.04	.941
Jonathan Quick	3	139	1-2-0	8	61	53	3.45	.869
Jack Campbell	1	40	0-0-0	3	21	18	4.50	.857

GOALS BY PERIOD	1	2	3	OT	TOTAL	SHOTS BY PERIOD	1	2	3	OT	TOTAL
Oilers	8	3	2	0	13	Oilers	38	45	33	0	116
Kings	7	4	4	0	15	Kings	48	42	35	0	125

POWERPLAY	PPG	ATT	PCT.	PENALTY KILLING	PK	TSH	PCT.
Oilers	4	10	40.0	Oilers	10	15	66.7
Kings	5	15	33.3	Kings	6	10	60.0



**MINNESOTA WILD**

Xcel Energy Center  
199 W. Kellogg Blvd.  
St. Paul, MN 55102

O: 651-265-4800

Website: [www.nhl.com/wild](http://www.nhl.com/wild)

PR Website: [www.nhl.com/wild/pressbox](http://www.nhl.com/wild/pressbox)

Twitter: @mnwild

PR Twitter: @mnwildPR

Arena Capacity: 17,954

**2019-20 GAMES VS MINNESOTA**

**AT EDMONTON** – Feb. 21

**AT MINNESOTA** – Oct. 22, Dec. 12

**CLUB DIRECTORY**

Owner/Governor.....	Craig Leipold
President/Alternate Governor.....	Matt Majka
General Manager.....	Bill Guerin
Assistant General Manager.....	Tom Kurvers
Director of Hockey Operations.....	Chris O'Hearn

**EDMONTON OILERS VS MINNESOTA WILD**

**YEARLY RECORD 2000-01 TO 2018-19**

SEASON	GP	W	L	T	OTL	GF	GA	PTS	PCT.	AT EDMONTON				AT MINNESOTA							
										W	L	T	OTL	GF	GA	W	L	T	OTL	GF	GA
2000-01	5	4	0	1	0	18	10	9	0.900	2	0	1	0	8	3	2	0	0	0	10	7
2001-02	5	4	0	1	0	14	8	9	0.900	2	0	0	0	5	3	2	0	1	0	9	5
2002-03	5	3	0	0	2	14	10	8	0.800	2	0	0	1	8	4	1	0	0	1	6	6
2003-04	6	2	2	2	0	7	8	6	0.500	0	1	2	0	3	4	2	1	0	0	4	4
2004-05	DID NOT PLAY																				
2005-06	8	2	5	0	1	18	27	5	0.313	0	4	0	0	8	17	2	1	0	1	10	10
2006-07	8	2	6	0	0	9	23	4	0.250	1	3	0	0	6	12	1	3	0	0	3	11
2007-08	8	3	4	0	1	23	28	7	0.438	3	1	0	0	16	13	0	3	0	1	7	15
2008-09	6	2	3	0	1	11	17	5	0.417	2	1	0	0	8	6	0	2	0	1	3	11
2009-10	6	3	3	0	0	16	15	6	0.500	3	0	0	0	11	4	0	3	0	0	5	11
2010-11	6	0	6	0	0	9	23	0	0.000	0	3	0	0	4	11	0	3	0	0	5	12
2011-12	6	2	1	0	3	16	14	7	0.583	1	0	0	2	7	6	1	1	0	1	9	8
2012-13	4	1	3	0	0	12	13	2	0.250	0	2	0	0	4	8	1	1	0	0	8	5
2013-14	3	1	2	0	0	5	10	2	0.333	0	1	0	0	0	3	1	1	0	0	5	7
2014-15	3	1	2	0	0	3	7	2	0.333	0	2	0	0	1	6	1	0	0	0	2	1
2015-16	3	1	2	0	0	7	10	2	0.333	0	1	0	0	2	5	1	1	0	0	5	5
2016-17	3	0	1	0	2	5	10	2	0.333	0	1	0	1	3	7	0	0	0	1	2	3
2017-18	3	2	1	0	0	7	6	4	0.667	1	0	0	0	4	1	1	1	0	0	3	5
2018-19	3	2	1	0	0	14	7	4	0.667	1	1	0	0	10	6	1	0	0	0	4	1
<b>2000-2019</b>	<b>91</b>	<b>35</b>	<b>42</b>	<b>4</b>	<b>10</b>	<b>208</b>	<b>246</b>	<b>84</b>	<b>0.462</b>	<b>18</b>	<b>21</b>	<b>3</b>	<b>4</b>	<b>108</b>	<b>119</b>	<b>17</b>	<b>21</b>	<b>1</b>	<b>6</b>	<b>100</b>	<b>127</b>





## EDMONTON OILERS VS MINNESOTA WILD

## 2018-19 RESULTS &amp; STATISTICS

\* Overtime \*\* Shootout

AT EDMONTON	SCORE	WINNING GOAL	AT MINNESOTA	SCORE	WINNING GOAL
07 Dec '18	MIN 2 @ EDM 7	Connor McDavid	07 Feb '19	EDM 4 @ MIN 1	Ty Rattie
30 Oct '18	MIN 4 @ EDM 3	Mikael Granlund			

OILERS	GP	G	A	P	+/-	PIM	PP	SH	WILD	GP	G	A	P	+/-	PIM	PP	SH
Connor McDavid	3	2	5	7	7	0	0	0	Eric Staal	3	1	2	3	-5	0	1	0
Leon Draisaitl	3	4	2	6	7	0	1	0	Nino Niederreiter	2	1	2	3	0	0	0	0
Ryan Nugent-Hopkins	3	1	3	4	3	0	0	0	Mikael Granlund	3	1	1	2	-7	2	1	0
Alex Chiasson	3	2	1	3	5	0	0	0	Zach Parise	3	1	1	2	-4	0	1	0
Zack Kassian	3	2	1	3	2	0	0	0	Ryan Suter	3	0	2	2	-5	2	0	0
Darnell Nurse	3	2	1	3	1	4	0	0	Joel Eriksson Ek	3	1	0	1	1	2	0	0
Matt Benning	3	0	2	2	5	2	0	0	Marcus Foligno	3	1	0	1	-1	0	0	0
Jujhar Khaira	3	0	2	2	2	0	0	0	Jared Spurgeon	3	1	0	1	0	0	0	0
Kris Russell	3	0	2	2	2	0	0	0	Charlie Coyle	3	0	1	1	-5	0	0	0
Ty Rattie	2	1	0	1	1	0	0	0	Jason Zucker	3	0	1	1	-2	2	0	0
Oscar Klefbom	3	0	1	1	4	2	0	0	J.T. Brown	2	0	1	1	-1	0	0	0
Milan Lucic	3	0	1	1	0	0	0	0	Matt Dumba	2	0	1	1	-4	2	0	0
Kevin Gravel	1	0	1	1	2	0	0	0	Matt Hendricks	1	0	1	1	1	0	0	0
Adam Larsson	3	0	0	0	3	0	0	0	Luke Kunin	1	0	1	1	1	0	0	0
Kyle Brodziak	2	0	0	0	0	0	0	0	Jonas Brodin	3	0	0	0	-5	0	0	0
Jesse Puljujarvi	2	0	0	0	0	0	0	0	Eric Fehr	3	0	0	0	-3	2	0	0
Tobias Rieder	2	0	0	0	1	0	0	0	Jordan Greenway	3	0	0	0	-1	2	0	0
Drake Caggiula	1	0	0	0	-1	2	0	0	Greg Pateryn	3	0	0	0	-3	4	0	0
Colby Cave	1	0	0	0	0	0	0	0	Nick Seeler	3	0	0	0	-2	0	0	0
Jason Garrison	1	0	0	0	0	0	0	0	Anthony Bitetto	1	0	0	0	0	0	0	0
Brad Malone	1	0	0	0	0	0	0	0	Mikko Koivu	1	0	0	0	0	0	0	0
Brandon Manning	1	0	0	0	1	0	0	0	Victor Rask	1	0	0	0	-1	0	0	0
Ryan Spooner	1	0	0	0	0	0	0	0	Kyle Rau	1	0	0	0	0	0	0	0
Ryan Strome	1	0	0	0	-1	2	0	0									
Kailer Yamamoto	1	0	0	0	1	0	0	0									
Valentin Zykov	1	0	0	0	0	2	0	0									

OILERS GOALTENDERS	GP	MIN	W-L-OT	GA	SA	SV	GAA	SV%
Cam Talbot	3	178	2-1-0	7	97	90	2.36	.928

WILD GOALTENDERS	GP	MIN	W-L-OT	GA	SA	SV	GAA	SV%
Alex Stalock	2	111	1-0-0	7	63	56	3.77	.889
Devan Dubnyk	2	68	0-2-0	6	28	22	5.33	.786

GOALS BY PERIOD	1	2	3	OT	TOTAL	SHOTS BY PERIOD	1	2	3	OT	TOTAL
Oilers	5	3	6	0	14	Oilers	43	24	25	0	92
Wild	2	2	3	0	7	Wild	29	34	34	0	97

POWERPLAY	PPG	ATT	PCT.	PENALTY KILLING	PK	TSH	PCT.
Oilers	1	9	20.0	Oilers	4	7	57.1
Wild	3	7	42.9	Wild	8	9	88.9



**MONTREAL CANADIENS**

Bell Centre  
1909 Avenue des Canadiens-de-Montréal  
Montréal, QC H3B 5E8

O: 514-932-2582, F: 514-932-8285  
Website: [www.nhl.com/canadiens](http://www.nhl.com/canadiens)  
Twitter: @CanadiensMTL  
PR Twitter: @chcinfomedia  
Arena Capacity: 21,302

**2019-20 GAMES VS MONTREAL**

**AT EDMONTON** – Dec. 21

**AT MONTREAL** – Jan. 9

**CLUB DIRECTORY**

Owner, President and Chief Executive Officer..... Geoff Molson

EVP and General Manager, Hockey ..... Marc Bergevin

**EDMONTON OILERS VS MONTREAL CANADIENS**

**YEARLY RECORD 1979-80 TO 2018-19**

SEASON						AT EDMONTON					AT MONTREAL											
	GP	W	L	T	OTL	GF	GA	PTS	PCT.	W	L	T	OTL	GF	GA	W	L	T	OTL	GF	GA	
1979-80	4	1	3	0	0	15	19	2	0.250	1	1	0	0	8	10	0	2	0	0	7	9	
1980-81	4	2	2	0	0	14	13	4	0.500	2	0	0	0	13	4	0	2	0	0	1	9	
1981-82	3	0	1	2	0	9	12	2	0.333	0	1	0	0	3	6	0	0	2	0	6	6	
1982-83	3	2	1	0	0	14	9	4	0.667	2	0	0	0	12	5	0	1	0	0	2	4	
1983-84	3	2	1	0	0	11	5	4	0.667	1	0	0	0	6	1	1	1	0	0	5	4	
1984-85	3	1	2	0	0	8	10	2	0.333	0	2	0	0	3	8	1	0	0	0	5	2	
1985-86	3	3	0	0	0	14	9	6	1.000	1	0	0	0	3	2	2	0	0	0	11	7	
1986-87	3	3	0	0	0	14	10	6	1.000	2	0	0	0	9	6	1	0	0	0	5	4	
1987-88	3	0	3	0	0	6	13	0	0.000	0	1	0	0	1	4	0	2	0	0	5	9	
1988-89	3	1	2	0	0	10	11	2	0.333	1	1	0	0	5	4	0	1	0	0	5	7	
1989-90	3	1	1	1	0	13	10	3	0.500	1	0	0	0	6	2	0	1	1	0	7	8	
1990-91	3	1	2	0	0	5	8	2	0.333	0	2	0	0	1	6	1	0	0	0	4	2	
1991-92	3	1	2	0	0	3	5	2	0.333	1	1	0	0	3	4	0	1	0	0	0	1	
1992-93	2	0	2	0	0	6	10	0	0.000	0	1	0	0	3	6	0	1	0	0	3	4	
1993-94	2	1	1	0	0	7	6	2	0.500	1	0	0	0	6	3	0	1	0	0	1	3	
1994-95	DID NOT PLAY																					
1995-96	2	1	1	0	0	7	9	2	0.500	0	1	0	0	1	4	1	0	0	0	6	5	
1996-97	2	0	2	0	0	6	8	0	0.000	0	1	0	0	4	5	0	1	0	0	2	3	
1997-98	2	0	1	1	0	6	8	1	0.250	0	1	0	0	3	5	0	0	1	0	3	3	
1998-99	3	1	2	0	0	6	8	2	0.333	0	2	0	0	2	7	1	0	0	0	4	1	
1999-00	2	2	0	0	0	7	5	4	1.000	1	0	0	0	2	1	1	0	0	0	5	4	
2000-01	3	1	2	0	0	7	10	2	0.333	1	1	0	0	5	5	0	1	0	0	2	5	
2001-02	2	2	0	0	0	10	7	4	1.000	2	0	0	0	10	7	0	0	0	0	0	0	
2002-03	2	1	1	0	0	7	7	2	0.500	1	0	0	0	5	4	0	1	0	0	2	3	
2003-04	2	1	1	0	0	7	6	2	0.500	0	1	0	0	3	4	1	0	0	0	4	2	
2004-05	DID NOT PLAY																					
2005-06	1	1	0	0	0	5	3	2	1.000	1	0	0	0	5	3	0	0	0	0	0	0	
2006-07	1	0	0	0	1	2	3	1	0.500	0	0	0	0	0	0	0	0	0	1	2	3	
2007-08	DID NOT PLAY																					
2008-09	2	1	0	0	1	10	6	3	0.750	1	0	0	0	7	2	0	0	0	1	3	4	
2009-10	2	1	0	0	1	7	7	3	0.750	1	0	0	0	3	2	0	0	0	1	4	5	
2010-11	2	2	0	0	0	8	4	4	1.000	1	0	0	0	4	1	1	0	0	0	4	3	
2011-12	2	1	1	0	0	6	6	2	0.500	0	1	0	0	3	5	1	0	0	0	3	1	
2012-13	DID NOT PLAY																					
2013-14	2	1	1	0	0	5	7	2	0.500	0	1	0	0	1	4	1	0	0	0	4	3	
2014-15	2	2	0	0	0	7	3	4	1.000	1	0	0	0	3	0	1	0	0	0	4	3	
2015-16	2	1	1	0	0	5	8	2	0.500	1	0	0	0	4	3	0	1	0	0	1	5	
2016-17	2	1	1	0	0	2	4	2	0.500	0	1	0	0	1	4	1	0	0	0	1	0	
2017-18	2	2	0	0	0	10	3	4	1.000	1	0	0	0	4	1	1	0	0	0	6	2	
2018-19	2	1	0	0	1	9	6	3	0.750	1	0	0	0	6	2	0	0	0	1	3	4	
<b>1979-2019</b>	<b>87</b>	<b>42</b>	<b>37</b>	<b>4</b>	<b>4</b>	<b>288</b>	<b>278</b>	<b>92</b>	<b>0.529</b>	<b>26</b>	<b>20</b>	<b>0</b>	<b>0</b>	<b>158</b>	<b>140</b>	<b>16</b>	<b>17</b>	<b>4</b>	<b>4</b>	<b>130</b>	<b>138</b>	



## EDMONTON OILERS VS MONTREAL CANADIENS

## 2018-19 RESULTS &amp; STATISTICS

\* Overtime \*\* Shootout

<b>AT EDMONTON</b>	<b>SCORE</b>	<b>WINNING GOAL</b>	<b>AT MONTREAL</b>	<b>SCORE</b>	<b>WINNING GOAL</b>
13 Nov '18	MTL 2 @ EDM 6	Drake Caggiula	03 Feb '19	* EDM 3 @ MTL 4	Jonathan Drouin

OILERS	GP	G	A	P	+/-	PIM	PP	SH	CANADIENS	GP	G	A	P	+/-	PIM	PP	SH
Leon Draisaitl	2	3	2	5	2	4	1	0	Max Domi	2	2	1	3	2	4	0	0
Connor McDavid	2	1	3	4	2	0	1	0	Jonathan Drouin	2	1	2	3	1	2	0	0
Ryan Nugent-Hopkins	2	1	2	3	2	0	0	0	Andrew Shaw	1	1	1	2	1	0	0	0
Darnell Nurse	2	1	2	3	2	0	0	0	Jeff Petry	2	0	2	2	-1	0	0	0
Matt Benning	2	1	1	2	2	2	0	0	Jesper Kotkaniemi	2	1	0	1	0	0	0	0
Kris Russell	2	1	1	2	1	2	0	0	Shea Weber	1	1	0	1	1	2	1	0
Alex Chiasson	2	0	2	2	-2	4	0	0	Phillip Danault	2	0	1	1	-2	0	0	0
Drake Caggiula	1	1	0	1	3	0	0	0	Victor Mete	2	0	1	1	2	0	0	0
Kevin Gravel	2	0	1	1	1	0	0	0	Tomas Tatar	2	0	1	1	0	0	0	0
Jujhar Khaira	2	0	1	1	-1	0	0	0	Paul Byron	1	0	1	1	1	0	0	0
Milan Lucic	2	0	1	1	1	0	0	0	Noah Juulsen	1	0	1	1	-2	4	0	0
Ryan Strome	1	0	1	1	1	2	0	0	Jordie Benn	2	0	0	0	1	2	0	0
Kyle Brodziak	2	0	0	0	0	0	0	0	Nicolas Deslauriers	2	0	0	0	-2	0	0	0
Zack Kassian	2	0	0	0	0	2	0	0	Brendan Gallagher	2	0	0	0	-1	4	0	0
Adam Larsson	2	0	0	0	-2	4	0	0	Charles Hudon	2	0	0	0	-3	0	0	0
Ty Rattie	2	0	0	0	0	0	0	0	Artturi Lehkonen	2	0	0	0	-2	0	0	0
Tobias Rieder	2	0	0	0	0	0	0	0	Matthew Peca	2	0	0	0	-2	0	0	0
Oscar Klefbom	1	0	0	0	0	0	0	0	Mike Reilly	2	0	0	0	-2	0	0	0
Brad Malone	1	0	0	0	0	0	0	0	Kenny Agostino	1	0	0	0	-1	2	0	0
Brandon Manning	1	0	0	0	0	0	0	0	Joel Armia	1	0	0	0	0	0	0	0
Jesse Puljujarvi	1	0	0	0	0	0	0	0	Brett Kulak	1	0	0	0	-1	0	0	0
									David Schlemko	1	0	0	0	-2	0	0	0

OILERS GOALTENDERS	GP	MIN	W-L-OT	GA	SA	SV	GAA	SV%
Mikko Koskinen	2	121	1-0-1	6	56	50	2.98	.893

CANADIENS GOALTENDERS	GP	MIN	W-L-OT	GA	SA	SV	GAA	SV%
Carey Price	1	61	1-0-0	3	24	21	2.95	.875
Antti Niemi	1	60	0-1-0	6	43	37	6.00	.860

GOALS BY PERIOD	1	2	3	OT	TOTAL	SHOTS BY PERIOD	1	2	3	OT	TOTAL
Oilers	3	3	3	0	9	Oilers	18	28	19	2	67
Canadiens	2	2	1	1	6	Canadiens	20	16	18	2	56

POWERPLAY	PPG	ATT	PCT.	PENALTY KILLING	PK	TSH	PCT.
Oilers	2	7	28.6	Oilers	6	7	85.7
Canadiens	1	7	14.3	Canadiens	5	7	71.4



**NASHVILLE PREDATORS**

Bridgestone Arena  
501 Broadway  
Nashville, TN 37203

O: 615-770-2000

Website: [www.nhl.com/predators](http://www.nhl.com/predators)

Twitter: @PredsNHL

PR Twitter: @PredsPR

Arena Capacity: 17,159

**2019-20 GAMES VS NASHVILLE**

**AT EDMONTON** – Jan. 14, Feb. 8

**AT NASHVILLE** – Mar. 2

**CLUB DIRECTORY**

Owner.....Predators Holdings LLC  
 Chairman/Governor.....Herbert Fritch  
 Investors ..... Christopher Cigarran, Thomas Cigarran (Alternate Governor), Joel and Holly Dobberpuhl, David Freeman, Bryan Grane, Herbert Fritch, Joey Jacobs (Alternate Governor), Brent Jacobs, Scott Jacobs, John McEvoy, DeWitt Thompson IV, DeWitt Thompson V, John Thompson, W. Brett Wilson, Warren Woo  
 President of Hockey Operations/General Manager/Alternate Governor.....David Poile

**EDMONTON OILERS VS NASHVILLE PREDATORS**

**YEARLY RECORD 1998-99 TO 2018-19**

SEASON	GP	W	L	T	OTL	GF	GA	PTS	PCT.	AT EDMONTON				AT NASHVILLE				GF	GA		
										W	L	T	OTL	GF	GA	W	L			T	OTL
1998-99	4	2	1	1	0	11	10	5	0.625	2	0	0	0	7	4	0	1	1	0	4	6
1999-00	5	2	2	0	1	14	14	5	0.500	1	0	0	1	6	5	1	2	0	0	8	9
2000-01	4	3	1	0	0	14	8	6	0.750	1	1	0	0	6	5	2	0	0	0	8	3
2001-02	4	1	2	1	0	10	12	3	0.375	0	2	0	0	4	7	1	0	1	0	6	5
2002-03	4	3	0	0	1	13	10	7	0.875	1	0	0	1	5	5	2	0	0	0	8	5
2003-04	4	1	2	1	0	11	12	3	0.375	1	1	0	0	8	8	0	1	1	0	3	4
2004-05	DID NOT PLAY																				
2005-06	4	3	1	0	0	14	8	6	0.750	2	0	0	0	7	4	1	1	0	0	7	4
2006-07	4	0	4	0	0	8	16	0	0.000	0	2	0	0	3	9	0	2	0	0	5	7
2007-08	4	0	4	0	0	8	19	0	0.000	0	2	0	0	2	9	0	2	0	0	6	10
2008-09	4	1	2	0	1	12	13	3	0.375	1	1	0	0	6	4	0	1	0	1	6	9
2009-10	4	1	3	0	0	15	16	2	0.250	0	2	0	0	6	11	1	1	0	0	9	5
2010-11	4	2	1	0	1	9	7	5	0.625	1	0	0	1	4	4	1	1	0	0	5	3
2011-12	4	3	1	0	0	16	8	6	0.750	1	1	0	0	4	3	2	0	0	0	12	5
2012-13	3	1	2	0	0	5	11	2	0.333	1	0	0	0	3	2	0	2	0	0	2	9
2013-14	3	3	0	0	0	13	2	6	1.000	2	0	0	0	10	2	1	0	0	0	3	0
2014-15	3	0	2	0	1	3	8	1	0.167	0	1	0	0	1	4	0	1	0	1	2	4
2015-16	3	0	3	0	0	3	9	0	0.000	0	2	0	0	3	7	0	1	0	0	0	2
2016-17	3	0	2	0	1	6	10	1	0.167	0	0	0	1	2	3	0	2	0	0	4	7
2017-18	3	0	3	0	0	3	10	0	0.000	0	2	0	0	2	8	0	1	0	0	1	2
2018-19	3	1	1	0	1	7	9	3	0.500	0	1	0	0	0	3	1	0	0	1	7	6
<b>1998-2019</b>	<b>74</b>	<b>27</b>	<b>37</b>	<b>3</b>	<b>7</b>	<b>195</b>	<b>212</b>	<b>64</b>	<b>0.432</b>	<b>14</b>	<b>18</b>	<b>0</b>	<b>4</b>	<b>89</b>	<b>107</b>	<b>13</b>	<b>19</b>	<b>3</b>	<b>3</b>	<b>106</b>	<b>105</b>





## EDMONTON OILERS VS NASHVILLE PREDATORS

## 2018-19 RESULTS &amp; STATISTICS

\* Overtime \*\* Shootout

AT EDMONTON	SCORE	WINNING GOAL	AT NASHVILLE	SCORE	WINNING GOAL
20 Oct '18	NSH 3 @ EDM 0	P.K. Subban	25 Feb '19	** EDM 2 @ NSH 3	Brian Boyle
			27 Oct '18	EDM 5 @ NSH 3	Leon Draisaitl

OILERS	GP	G	A	P	+/-	PIM	PP	SH	PREDATORS	GP	G	A	P	+/-	PIM	PP	SH
Leon Draisaitl	3	4	0	4	-1	0	2	1	P.K. Subban	3	2	3	5	4	2	0	1
Drake Caggiula	1	2	0	2	2	0	0	0	Filip Forsberg	3	3	0	3	1	0	2	0
Connor McDavid	2	1	1	2	-2	0	0	0	Ryan Johansen	3	0	3	3	1	10	0	0
Tobias Rieder	3	0	2	2	2	2	0	0	Viktor Arvidsson	3	1	1	2	1	0	0	0
Alex Chiasson	3	0	1	1	2	0	0	0	Colton Sissons	3	1	1	2	3	0	0	0
Oscar Klefbom	3	0	1	1	0	0	0	0	Nick Bonino	3	0	2	2	2	2	0	0
Milan Lucic	3	0	1	1	-1	4	0	0	Mattias Ekholm	3	0	2	2	2	2	0	0
Ryan Nugent-Hopkins	3	0	1	1	-2	0	0	0	Roman Josi	3	1	0	1	-1	0	0	0
Darnell Nurse	3	0	1	1	0	4	0	0	Calle Jarnkrok	3	0	1	1	0	0	0	0
Kyle Brodziak	3	0	0	0	0	0	0	0	Rocco Grimaldi	2	0	1	1	0	0	0	0
Zack Kassian	3	0	0	0	0	2	0	0	Ryan Ellis	3	0	0	0	0	0	0	0
Adam Larsson	3	0	0	0	2	0	0	0	Kyle Turris	3	0	0	0	-4	4	0	0
Kris Russell	3	0	0	0	0	2	0	0	Yannick Weber	3	0	0	0	-1	2	0	0
Matt Benning	2	0	0	0	0	2	0	0	Kevin Fiala	2	0	0	0	-3	0	0	0
Jason Garrison	2	0	0	0	0	4	0	0	Frederick Gaudreau	2	0	0	0	1	0	0	0
Jujhar Khaira	2	0	0	0	-2	0	0	0	Ryan Hartman	2	0	0	0	-1	2	0	0
Ryan Strome	2	0	0	0	1	2	0	0	Zac Rinaldo	2	0	0	0	0	2	0	0
Kailer Yamamoto	2	0	0	0	-1	0	0	0	Craig Smith	2	0	0	0	-1	0	0	0
Evan Bouchard	1	0	0	0	-2	0	0	0	Anthony Bitetto	1	0	0	0	-1	0	0	0
Colby Cave	1	0	0	0	-1	0	0	0	Brian Boyle	1	0	0	0	0	0	0	0
Josh Currie	1	0	0	0	-1	0	0	0	Matt Donovan	1	0	0	0	0	2	0	0
Sam Gagner	1	0	0	0	-1	2	0	0	Dan Hamhuis	1	0	0	0	0	0	0	0
Brad Malone	1	0	0	0	0	0	0	0	Matt Irwin	1	0	0	0	0	0	0	0
Jesse Puljujarvi	1	0	0	0	-1	2	0	0	Cody McLeod	1	0	0	0	0	0	0	0
Ty Rattie	1	0	0	0	0	0	0	0									
Andrej Sekera	1	0	0	0	-1	2	0	0									

OILERS GOALTENDERS	GP	MIN	W-L-OT	GA	SA	SV	GAA	SV%
Mikko Koskinen	2	123	1-0-1	5	65	60	2.43	.923
Cam Talbot	1	57	0-1-0	2	27	25	2.09	.926

PREDATORS GOALTENDERS	GP	MIN	W-L-OT	GA	SA	SV	GAA	SV%
Juuse Saros	2	117	1-1-0	4	65	61	2.06	.938
Pekka Rinne	1	65	1-0-0	2	27	25	1.85	.926

GOALS BY PERIOD	1	2	3	OT	TOTAL	SHOTS BY PERIOD	1	2	3	OT	TOTAL
Oilers	2	2	3	0	7	Oilers	24	33	36	0	93
Predators	0	5	3	0	8	Predators	24	34	34	1	93

POWERPLAY	PPG	ATT	PCT.	PENALTY KILLING	PK	TSH	PCT.
Oilers	2	14	14.3	Oilers	13	15	86.7
Predators	2	15	13.3	Predators	12	14	85.7



**NEW JERSEY DEVILS**

Prudential Center  
25 Lafayette St.  
Newark, NJ 07102

O: 973-757-6100, F: 973-757-6399  
Website: www.nhl.com/devils  
PR Website: www.njdevilspr.com  
Twitter: @NJDevils  
PR Twitter: @NJDevilsPR  
Arena Capacity: 16,514

**2019-20 GAMES VS NEW JERSEY**

**AT EDMONTON** – Nov. 8  
**AT NEW JERSEY** – Oct. 10

**CLUB DIRECTORY**

Managing Partner/Chairman/Governor.....	Josh Harris
Co-Managing Partner/Vice Chairman/Alternate Governor .....	David Blitzer
CEO, Harris Blitzer Sports & Entertainment/Alternate Governor .....	Scott O'Neil
President, Harris Blitzer Sports & Entertainment .....	Hugh Weber
President, New Jersey Devils.....	Jake Reynolds
EVP, Hockey Operations/General Manager/Alternate Governor.....	Ray Shero
EVP, Assistant General Manager, Hockey Operations.....	Tom Fitzgerald
SVP, Assistant General Manager, Hockey Operations.....	Dan MacKinnon

**EDMONTON OILERS VS NEW JERSEY DEVILS**

**YEARLY RECORD 1979-80 TO 2018-19**

SEASON	GP	W	L	T	OTL	GF	GA	PTS	PCT.	AT EDMONTON				AT NEW JERSEY							
										W	L	T	OTL	GF	GA	W	L	T	OTL	GF	GA
1979-80	4	2	2	0	0	15	13	4	0.500	2	0	0	0	10	5	0	2	0	0	5	8
1980-81	4	0	3	1	0	10	14	1	0.125	0	1	1	0	6	7	0	2	0	0	4	7
1981-82	8	5	2	1	0	41	32	11	0.688	3	1	0	0	23	16	2	1	1	0	18	16
1982-83	3	3	0	0	0	19	8	6	1.000	1	0	0	0	10	4	2	0	0	0	9	4
1983-84	3	2	0	1	0	21	11	5	0.833	1	0	1	0	16	7	1	0	0	0	5	4
1984-85	3	2	1	0	0	9	9	4	0.667	1	0	0	0	4	2	1	1	0	0	5	7
1985-86	3	3	0	0	0	16	12	6	1.000	2	0	0	0	10	8	1	0	0	0	6	4
1986-87	3	2	1	0	0	16	14	4	0.667	1	0	0	0	7	4	1	1	0	0	9	10
1987-88	3	1	2	0	0	20	19	2	0.333	1	1	0	0	15	13	0	1	0	0	5	6
1988-89	3	1	2	0	0	5	7	2	0.333	0	1	0	0	2	4	1	1	0	0	3	3
1989-90	3	0	1	2	0	9	12	2	0.333	0	1	1	0	7	10	0	0	1	0	2	2
1990-91	3	2	1	0	0	11	9	4	0.667	0	1	0	0	2	5	2	0	0	0	9	4
1991-92	3	1	1	1	0	8	8	3	0.500	0	1	1	0	3	5	1	0	0	0	5	3
1992-93	2	1	1	0	0	7	9	2	0.500	1	0	0	0	6	4	0	1	0	0	1	5
1993-94	2	0	1	1	0	5	8	1	0.250	0	0	1	0	3	3	0	1	0	0	2	5
1994-95	DID NOT PLAY																				
1995-96	2	2	0	0	0	5	2	4	1.000	1	0	0	0	2	1	1	0	0	0	3	1
1996-97	2	0	2	0	0	3	9	0	0.000	0	1	0	0	2	3	0	1	0	0	1	6
1997-98	2	0	1	1	0	3	5	1	0.250	0	0	1	0	1	1	0	1	0	0	2	4
1998-99	2	1	1	0	0	5	6	2	0.500	0	1	0	0	1	4	1	0	0	0	4	2
1999-00	1	1	0	0	0	3	1	2	1.000	0	0	0	0	0	0	1	0	0	0	3	1
2000-01	1	0	0	0	1	5	6	1	0.500	0	0	0	1	5	6	0	0	0	0	0	0
2001-02	2	0	1	1	0	4	5	1	0.250	0	1	0	0	1	2	0	0	1	0	3	3
2002-03	1	1	0	0	0	6	3	2	1.000	0	0	0	0	0	0	1	0	0	0	6	3
2003-04	1	0	0	0	1	2	3	1	0.500	0	0	0	0	0	0	0	0	0	1	2	3
2004-05	DID NOT PLAY																				
2005-06	1	0	0	0	1	1	2	1	0.500	0	0	0	0	0	0	0	0	0	1	1	2
2006-07	DID NOT PLAY																				
2007-08	1	0	1	0	0	1	3	0	0.000	0	1	0	0	1	3	0	0	0	0	0	0
2008-09	1	1	0	0	0	2	1	2	1.000	0	0	0	0	0	0	1	0	0	0	2	1
2009-10	1	1	0	0	0	2	0	2	1.000	1	0	0	0	2	0	0	0	0	0	0	0
2010-11	1	0	0	0	1	3	4	1	0.500	0	0	0	0	0	0	0	0	0	1	3	4
2011-12	1	0	0	0	1	1	2	1	0.500	0	0	0	1	1	2	0	0	0	0	0	0
2012-13	DID NOT PLAY																				
2013-14	2	1	0	0	1	6	6	3	0.750	1	0	0	0	5	4	0	0	0	1	1	2
2014-15	2	1	1	0	0	2	3	2	0.500	0	1	0	0	0	2	1	0	0	0	2	1
2015-16	2	1	1	0	0	6	3	2	0.500	1	0	0	0	5	1	0	1	0	0	1	2
2016-17	2	2	0	0	0	5	3	4	1.000	1	0	0	0	3	2	1	0	0	0	2	1
2017-18	2	2	0	0	0	9	5	4	1.000	1	0	0	0	6	3	1	0	0	0	3	2
2018-19	2	0	2	0	0	5	11	0	0.000	0	1	0	0	3	6	0	1	0	0	2	5
<b>1979-2019</b>	<b>82</b>	<b>39</b>	<b>28</b>	<b>9</b>	<b>6</b>	<b>291</b>	<b>268</b>	<b>93</b>	<b>0.567</b>	<b>19</b>	<b>13</b>	<b>6</b>	<b>2</b>	<b>162</b>	<b>137</b>	<b>20</b>	<b>15</b>	<b>3</b>	<b>4</b>	<b>129</b>	<b>131</b>
<b>NHD 1982-2019</b>	<b>66</b>	<b>32</b>	<b>21</b>	<b>7</b>	<b>6</b>	<b>225</b>	<b>209</b>	<b>77</b>	<b>0.583</b>	<b>14</b>	<b>11</b>	<b>5</b>	<b>2</b>	<b>123</b>	<b>109</b>	<b>18</b>	<b>10</b>	<b>2</b>	<b>4</b>	<b>102</b>	<b>100</b>
<b>col. 1979-1982</b>	<b>16</b>	<b>7</b>	<b>7</b>	<b>2</b>	<b>0</b>	<b>66</b>	<b>59</b>	<b>16</b>	<b>0.500</b>	<b>5</b>	<b>2</b>	<b>1</b>	<b>0</b>	<b>39</b>	<b>28</b>	<b>2</b>	<b>5</b>	<b>1</b>	<b>0</b>	<b>27</b>	<b>31</b>

\* Franchise in Denver, Colorado from 1979-80 to 1981-82. Moved to New Jersey for 1982-83 season



## EDMONTON OILERS VS NEW JERSEY DEVILS

## 2018-19 RESULTS &amp; STATISTICS

\* Overtime \*\* Shootout

<b>AT EDMONTON</b>	<b>SCORE</b>	<b>WINNING GOAL</b>	<b>AT NEW JERSEY</b>	<b>SCORE</b>	<b>WINNING GOAL</b>
13 Mar '19	NJD 6 @ EDM 3	John Quenneville	06 Oct '18	EDM 2 @ NJD 5	Travis Zajac

OILERS	GP	G	A	P	+/-	PIM	PP	SH
Connor McDavid	2	0	4	4	-1	0	0	0
Matt Benning	2	1	1	2	-1	0	0	0
Leon Draisaitl	2	1	1	2	-1	0	0	0
Milan Lucic	2	1	1	2	-1	5	1	0
Alex Chiasson	1	1	0	1	-2	2	1	0
Sam Gagner	1	1	0	1	0	0	0	0
Jujhar Khaira	2	0	1	1	-1	0	0	0
Oscar Klefbom	2	0	1	1	-2	2	0	0
Andrej Sekera	1	0	1	1	1	0	0	0
Kyle Brodziak	2	0	0	0	-2	0	0	0
Zack Kassian	2	0	0	0	-3	0	0	0
Adam Larsson	2	0	0	0	-1	0	0	0
Ryan Nugent-Hopkins	2	0	0	0	0	2	0	0
Darnell Nurse	2	0	0	0	-5	4	0	0
Tobias Rieder	2	0	0	0	-3	0	0	0
Kris Russell	2	0	0	0	-1	2	0	0
Evan Bouchard	1	0	0	0	0	0	0	0
Colby Cave	1	0	0	0	-2	0	0	0
Josh Currie	1	0	0	0	0	0	0	0
Jesse Puljujarvi	1	0	0	0	0	2	0	0
Ty Rattie	1	0	0	0	0	0	0	0
Ryan Strome	1	0	0	0	-1	0	0	0
Kailer Yamamoto	1	0	0	0	-1	0	0	0

DEVILS	GP	G	A	P	+/-	PIM	PP	SH
Travis Zajac	2	3	0	3	3	0	1	0
Kyle Palmieri	2	2	1	3	0	2	1	0
Damon Severson	2	1	2	3	4	2	1	0
Kenny Agostino	1	1	1	2	1	0	0	0
Kevin Rooney	1	1	1	2	1	0	0	0
Will Butcher	2	0	2	2	1	2	0	0
Andy Greene	2	0	2	2	2	0	0	0
Miles Wood	1	0	2	2	2	0	0	0
Blake Coleman	2	1	0	1	0	2	0	1
Stefan Noesen	2	1	0	1	1	2	0	0
John Quenneville	2	1	0	1	3	0	0	0
Connor Carrick	1	0	1	1	-1	0	0	0
Kurtis Gabriel	1	0	1	1	1	7	0	0
Nico Hischier	1	0	1	1	0	0	0	0
Mirco Mueller	1	0	1	1	1	0	0	0
Drew Stafford	1	0	1	1	0	2	0	0
Sami Vatanen	1	0	1	1	1	0	0	0
Joey Anderson	1	0	0	0	0	0	0	0
Brian Boyle	1	0	0	0	0	2	0	0
Jean-Sebastien Dea	1	0	0	0	0	0	0	0
Taylor Hall	1	0	0	0	0	0	0	0
Marcus Johansson	1	0	0	0	1	0	0	0
Ben Lovejoy	1	0	0	0	1	2	0	0
Michael McLeod	1	0	0	0	0	0	0	0
Blake Pietila	1	0	0	0	0	0	0	0
Steven Santini	1	0	0	0	1	0	0	0
Colton White	1	0	0	0	1	2	0	0
Pavel Zacha	1	0	0	0	1	0	0	0

OILERS GOALTENDERS	GP	MIN	W-L-OT	GA	SA	SV	GAA	SV%
Anthony Stolarz	1	27	0-0-0	2	17	15	4.41	.882
Cam Talbot	1	59	0-1-0	4	26	22	4.05	.846
Mikko Koskinen	1	33	0-1-0	4	18	14	7.31	.778

DEVILS GOALTENDERS	GP	MIN	W-L-OT	GA	SA	SV	GAA	SV%
Cory Schneider	1	60	1-0-0	3	39	36	3.00	.923
Keith Kinkaid	1	60	1-0-0	2	19	17	2.00	.895

GOALS BY PERIOD	1	2	3	OT	TOTAL
Oilers	3	1	1	0	5
Devils	3	5	3	0	11

SHOTS BY PERIOD	1	2	3	OT	TOTAL
Oilers	20	12	26	0	58
Devils	18	23	21	0	62

POWERPLAY	PPG	ATT	PCT.
Oilers	2	9	22.2
Devils	3	6	50.0

PENALTY KILLING	PK	TSH	PCT.
Oilers	3	6	50.0
Devils	7	9	77.8



**NEW YORK ISLANDERS**

Barclays Center  
620 Atlantic Ave.  
Brooklyn, NY 11217  
O: 917-618-6100  
Arena Capacity: 15,795

Home of the Nassau Veterans Memorial Coliseum  
1255 Hempstead Turnpike  
Uniondale, NY 11553  
O: 516-231-4848  
Website: [www.nhl.com/islanders](http://www.nhl.com/islanders)  
Twitter: @NYIslanders  
PR Twitter: @NYIslandersPR  
Arena Capacity: 13,900

**2019-20 GAMES VS  
NEW YORK ISLANDERS**

**AT EDMONTON** – Mar. 13

**AT NEW YORK ISLANDERS** – Oct. 8

**CLUB DIRECTORY**

Owner and Governor ..... Scott Malkin  
Co-Owner and Alternate Governor ..... Jon Ledecy  
Co-Owners ..... The Estate of Charles B. Wang, Dewey Shay  
President and General Manager/Alternate Governor ..... Lou Lamoriello  
Alternate Governor ..... Art McCarthy  
General Counsel ..... Jay Itzkowitz

**EDMONTON OILERS VS NEW YORK ISLANDERS**

**YEARLY RECORD 1979-80 TO 2018-19**

SEASON										AT EDMONTON				AT NEW YORK ISLANDERS								
	GP	W	L	T	OTL	GF	GA	PTS	PCT.	W	L	T	OTL	GF	GA	W	L	T	OTL	GF	GA	
1979-80	4	2	1	1	0	19	17	5	0.625	2	0	0	0	12	8	0	1	1	0	7	9	
1980-81	4	0	2	2	0	15	21	2	0.250	0	2	0	0	2	8	0	0	2	0	13	13	
1981-82	3	1	1	1	0	12	12	3	0.500	1	0	0	0	4	3	0	1	1	0	8	9	
1982-83	3	0	3	0	0	8	14	0	0.000	0	2	0	0	6	10	0	1	0	0	2	4	
1983-84	3	0	3	0	0	10	17	0	0.000	0	1	0	0	2	4	0	2	0	0	8	13	
1984-85	3	2	0	1	0	16	12	5	0.833	1	0	1	0	9	7	1	0	0	0	7	5	
1985-86	3	1	0	2	0	14	12	4	0.667	1	0	0	0	6	4	0	0	2	0	8	8	
1986-87	3	2	0	1	0	13	6	5	0.833	1	0	1	0	10	4	1	0	0	0	3	2	
1987-88	3	1	2	0	0	11	9	2	0.333	1	0	0	0	5	1	0	2	0	0	6	8	
1988-89	3	2	1	0	0	11	8	4	0.667	2	0	0	0	8	3	0	1	0	0	3	5	
1989-90	3	1	0	2	0	15	10	4	0.667	0	0	1	0	5	5	1	0	1	0	10	5	
1990-91	3	3	0	0	0	11	3	6	1.000	2	0	0	0	5	2	1	0	0	0	6	1	
1991-92	3	3	0	0	0	13	7	6	1.000	2	0	0	0	9	5	1	0	0	0	4	2	
1992-93	3	0	2	1	0	8	16	1	0.167	0	0	1	0	5	5	0	2	0	0	3	11	
1993-94	2	1	0	1	0	9	5	3	0.750	1	0	0	0	5	1	0	0	1	0	4	4	
1994-95	DID NOT PLAY																					
1995-96	2	1	1	0	0	4	3	2	0.500	1	0	0	0	4	1	0	1	0	0	0	2	
1996-97	2	1	1	0	0	2	8	2	0.500	1	0	0	0	1	0	0	1	0	0	1	8	
1997-98	2	0	1	1	0	5	7	1	0.250	0	1	0	0	1	3	0	0	1	0	4	4	
1998-99	1	1	0	0	0	4	2	2	1.000	0	0	0	0	0	0	1	0	0	0	4	2	
1999-00	2	1	0	1	0	8	6	3	0.750	0	0	1	0	4	4	1	0	0	0	4	2	
2000-01	1	0	1	0	0	2	4	0	0.000	0	1	0	0	2	4	0	0	0	0	0	0	
2001-02	1	0	1	0	0	1	4	0	0.000	0	0	0	0	0	0	0	1	0	0	1	4	
2002-03	2	0	2	0	0	4	9	0	0.000	0	1	0	0	2	5	0	1	0	0	2	4	
2003-04	1	0	1	0	0	2	3	0	0.000	0	0	0	0	0	0	0	1	0	0	2	3	
2004-05	DID NOT PLAY																					
2005-06	1	0	0	0	1	2	3	1	0.500	0	0	0	0	0	0	0	0	0	1	2	3	
2006-07	DID NOT PLAY																					
2007-08	1	1	0	0	0	4	0	2	1.000	1	0	0	0	4	0	0	0	0	0	0	0	
2008-09	1	1	0	0	0	3	2	2	1.000	1	0	0	0	3	2	0	0	0	0	0	0	
2009-10	1	0	1	0	0	1	3	0	0.000	0	0	0	0	0	0	0	1	0	0	1	3	
2010-11	1	1	0	0	0	2	1	2	1.000	1	0	0	0	2	1	0	0	0	0	0	0	
2011-12	1	0	1	0	0	1	4	0	0.000	0	0	0	0	0	0	0	1	0	0	1	4	
2012-13	DID NOT PLAY																					
2013-14	2	1	1	0	0	5	5	2	0.500	1	0	0	0	3	2	0	1	0	0	2	3	
2014-15	2	1	1	0	0	7	5	2	0.500	1	0	0	0	5	2	0	1	0	0	2	3	
2015-16	2	1	1	0	0	4	9	2	0.500	1	0	0	0	3	1	0	1	0	0	1	8	
2016-17	2	1	1	0	0	5	7	2	0.500	0	1	0	0	1	4	1	0	0	0	4	3	
2017-18	2	2	0	0	0	4	2	4	1.000	1	0	0	0	2	1	1	0	0	0	2	1	
2018-19	2	1	1	0	0	6	8	2	0.500	1	0	0	0	4	3	0	1	0	0	2	5	
<b>1979-2019</b>	<b>78</b>	<b>33</b>	<b>30</b>	<b>14</b>	<b>1</b>	<b>261</b>	<b>264</b>	<b>81</b>	<b>0.519</b>	<b>24</b>	<b>9</b>	<b>5</b>	<b>0</b>	<b>134</b>	<b>103</b>	<b>9</b>	<b>21</b>	<b>9</b>	<b>1</b>	<b>127</b>	<b>161</b>	





## EDMONTON OILERS VS NEW YORK ISLANDERS

## 2018-19 RESULTS &amp; STATISTICS

\* Overtime \*\* Shootout

<b>AT EDMONTON</b>	<b>SCORE</b>	<b>WINNING GOAL</b>	<b>AT NEW YORK ISLANDERS</b>	<b>SCORE</b>	<b>WINNING GOAL</b>
21 Feb '19	* NYI 3 @ EDM 4	Connor McDavid	16 Feb '19	EDM 2 @ NYI 5	Mathew Barzal

OILERS	GP	G	A	P	+/-	PIM	PP	SH	ISLANDERS	GP	G	A	P	+/-	PIM	PP	SH
Leon Draisaitl	2	2	1	3	0	0	2	0	Brock Nelson	2	2	1	3	2	2	1	0
Connor McDavid	2	1	2	3	-1	2	0	0	Ryan Pulock	2	1	2	3	0	2	1	0
Oscar Klefbom	2	1	1	2	-1	0	0	0	Devon Toews	2	0	3	3	1	0	0	0
Ryan Nugent-Hopkins	2	1	1	2	-2	0	0	0	Anders Lee	2	2	0	2	1	11	0	0
Tobias Rieder	2	0	2	2	0	0	0	0	Josh Bailey	2	0	2	2	-1	4	0	0
Sam Gagner	2	1	0	1	0	2	0	0	Johnny Boychuk	2	0	2	2	2	4	0	0
Colby Cave	2	0	1	1	2	0	0	0	Mathew Barzal	2	1	0	1	-3	0	0	0
Milan Lucic	2	0	1	1	0	0	0	0	Cal Clutterbuck	2	1	0	1	1	0	1	0
Kris Russell	2	0	1	1	0	2	0	0	Valtteri Filppula	2	1	0	1	2	0	0	0
Kyle Brodziak	2	0	0	0	-1	0	0	0	Jordan Eberle	2	0	1	1	0	0	0	0
Alex Chiasson	2	0	0	0	-1	0	0	0	Leo Komarov	2	0	1	1	2	2	0	0
Zack Kassian	2	0	0	0	-2	0	0	0	Nick Leddy	2	0	1	1	1	0	0	0
Adam Larsson	2	0	0	0	-3	0	0	0	Anthony Beauvillier	2	0	0	0	0	0	0	0
Darnell Nurse	2	0	0	0	0	21	0	0	Casey Cizikas	2	0	0	0	1	0	0	0
Ty Rattie	2	0	0	0	-1	0	0	0	Tom Kuhnhackl	2	0	0	0	-1	2	0	0
Matt Benning	1	0	0	0	1	0	0	0	Matt Martin	2	0	0	0	0	0	0	0
Josh Currie	1	0	0	0	1	0	0	0	Scott Mayfield	2	0	0	0	0	0	0	0
Kevin Gravel	1	0	0	0	0	2	0	0	Adam Pelech	2	0	0	0	-1	0	0	0
Brad Malone	1	0	0	0	0	0	0	0									
Alexander Petrovic	1	0	0	0	-1	0	0	0									
Andrej Sekera	1	0	0	0	1	0	0	0									

<b>OILERS GOALTENDERS</b>	<b>GP</b>	<b>MIN</b>	<b>W-L-OT</b>	<b>GA</b>	<b>SA</b>	<b>SV</b>	<b>GAA</b>	<b>SV%</b>
Mikko Koskinen	2	121	1-1-0	7	46	39	3.48	.848

<b>ISLANDERS GOALTENDERS</b>	<b>GP</b>	<b>MIN</b>	<b>W-L-OT</b>	<b>GA</b>	<b>SA</b>	<b>SV</b>	<b>GAA</b>	<b>SV%</b>
Robin Lehner	2	121	1-0-1	6	77	71	2.97	.922

<b>GOALS BY PERIOD</b>	<b>1</b>	<b>2</b>	<b>3</b>	<b>OT</b>	<b>TOTAL</b>	<b>SHOTS BY PERIOD</b>	<b>1</b>	<b>2</b>	<b>3</b>	<b>OT</b>	<b>TOTAL</b>
Oilers	2	1	2	1	6	Oilers	28	18	30	1	77
Islanders	3	2	3	0	8	Islanders	23	11	13	0	47

<b>POWERPLAY</b>	<b>PPG</b>	<b>ATT</b>	<b>PCT.</b>	<b>PENALTY KILLING</b>	<b>PK</b>	<b>TSH</b>	<b>PCT.</b>
Oilers	2	9	22.2	Oilers	2	5	40.0
Islanders	3	5	60.0	Islanders	7	9	77.8



**NEW YORK RANGERS**

Madison Square Garden  
2 Pennsylvania Plaza, 14th Floor New  
York, NY 10121

O: 212-465-6486

Website: [www.nhl.com/rangers](http://www.nhl.com/rangers)

Twitter: @NYRangers

PR Twitter: @NYRStatsInfo

Arena Capacity: 18,006

**2019-20 GAMES VS NEW YORK RANGERS**

**AT EDMONTON** – Dec. 31

**AT NEW YORK RANGERS** – Oct. 12

**CLUB DIRECTORY**

President..... John Davidson  
General Manager..... Jeff Gorton  
Assistant General Manager/General Manager, Hartford Wolf Pack..... Chris Drury  
Head Coach..... David Quinn

**EDMONTON OILERS VS NEW YORK RANGERS**

**YEARLY RECORD 1979-80 TO 2018-19**

SEASON						AT EDMONTON					AT NEW YORK RANGERS											
	GP	W	L	T	OTL	GF	GA	PTS	PCT.	W	L	T	OTL	GF	GA	W	L	T	OTL	GF	GA	
1979-80	4	1	3	0	0	9	22	2	0.250	1	1	0	0	6	8	0	2	0	0	3	14	
1980-81	4	1	2	1	0	14	19	3	0.375	0	2	0	0	5	12	1	0	1	0	9	7	
1981-82	3	3	0	0	0	18	10	6	1.000	1	0	0	0	8	4	2	0	0	0	10	6	
1982-83	3	3	0	0	0	15	4	6	1.000	2	0	0	0	8	2	1	0	0	0	7	2	
1983-84	3	2	1	0	0	16	11	4	0.667	0	1	0	0	2	3	2	0	0	0	14	8	
1984-85	3	1	1	1	0	15	12	3	0.500	1	0	1	0	8	4	0	1	0	0	7	8	
1985-86	3	1	2	0	0	9	11	2	0.333	0	1	0	0	4	5	1	1	0	0	5	6	
1986-87	3	3	0	0	0	20	14	6	1.000	2	0	0	0	12	8	1	0	0	0	8	6	
1987-88	3	2	1	0	0	15	14	4	0.667	1	0	0	0	7	2	1	1	0	0	8	12	
1988-89	3	2	1	0	0	15	10	4	0.667	1	1	0	0	12	9	1	0	0	0	3	1	
1989-90	3	0	2	1	0	8	12	1	0.167	0	1	0	0	3	4	0	1	1	0	5	8	
1990-91	3	1	1	1	0	9	9	3	0.500	1	1	0	0	7	7	0	0	1	0	2	2	
1991-92	2	1	1	0	0	5	6	2	0.500	0	1	0	0	1	3	1	0	0	0	4	3	
1992-93	2	1	1	0	0	4	4	2	0.500	0	1	0	0	0	1	1	0	0	0	4	3	
1993-94	2	0	1	1	0	4	6	1	0.250	0	1	0	0	3	5	0	0	1	0	1	1	
1994-95	DID NOT PLAY																					
1995-96	2	1	1	0	0	7	9	2	0.500	0	1	0	0	3	8	1	0	0	0	4	1	
1996-97	2	1	0	1	0	7	6	3	0.750	1	0	0	0	3	2	0	0	1	0	4	4	
1997-98	2	0	0	2	0	5	5	2	0.500	0	0	1	0	3	3	0	0	1	0	2	2	
1998-99	2	0	2	0	0	3	5	0	0.000	0	1	0	0	1	2	0	1	0	0	2	3	
1999-00	2	0	0	1	1	2	3	2	0.500	0	0	1	0	1	1	0	0	0	1	1	2	
2000-01	1	0	1	0	0	3	4	0	0.000	0	0	0	0	0	0	0	1	0	0	3	4	
2001-02	1	1	0	0	0	4	1	2	1.000	1	0	0	0	4	1	0	0	0	0	0	0	
2002-03	1	0	1	0	0	2	5	0	0.000	0	0	0	0	0	0	0	1	0	0	2	5	
2003-04	1	1	0	0	0	5	4	2	1.000	0	0	0	0	0	0	1	0	0	0	5	4	
2004-05	DID NOT PLAY																					
2005-06	1	0	0	0	1	4	5	1	0.500	0	0	0	0	0	0	0	0	0	1	4	5	
2006-07	DID NOT PLAY																					
2007-08	1	1	0	0	0	3	2	2	1.000	1	0	0	0	3	2	0	0	0	0	0	0	
2008-09	1	1	0	0	0	3	2	2	1.000	0	0	0	0	0	0	1	0	0	0	3	2	
2009-10	1	0	1	0	0	2	4	0	0.000	0	1	0	0	2	4	0	0	0	0	0	0	
2010-11	1	0	1	0	0	2	8	0	0.000	0	0	0	0	0	0	0	1	0	0	2	8	
2011-12	1	1	0	0	0	2	0	2	1.000	1	0	0	0	2	0	0	0	0	0	0	0	
2012-13	DID NOT PLAY																					
2013-14	2	1	1	0	0	2	6	2	0.500	0	1	0	0	0	5	1	0	0	0	2	1	
2014-15	2	1	1	0	0	3	3	2	0.500	0	1	0	0	0	2	1	0	0	0	3	1	
2015-16	2	1	1	0	0	9	9	2	0.500	1	0	0	0	7	5	0	1	0	0	2	4	
2016-17	2	0	2	0	0	4	8	0	0.000	0	1	0	0	1	3	0	1	0	0	3	5	
2017-18	2	0	2	0	0	4	7	0	0.000	0	1	0	0	2	3	0	1	0	0	2	4	
2018-19	2	2	0	0	0	5	3	4	1.000	1	0	0	0	3	2	1	0	0	0	2	1	
<b>1979-2019</b>	<b>76</b>	<b>34</b>	<b>31</b>	<b>9</b>	<b>2</b>	<b>257</b>	<b>263</b>	<b>79</b>	<b>0.520</b>	<b>16</b>	<b>18</b>	<b>3</b>	<b>0</b>	<b>121</b>	<b>120</b>	<b>18</b>	<b>13</b>	<b>6</b>	<b>2</b>	<b>136</b>	<b>143</b>	



## EDMONTON OILERS VS NEW YORK RANGERS

## 2018-19 RESULTS &amp; STATISTICS

\* Overtime \*\* Shootout

<b>AT EDMONTON</b>	<b>SCORE</b>	<b>WINNING GOAL</b>	<b>AT NEW YORK RANGERS</b>	<b>SCORE</b>	<b>WINNING GOAL</b>
11 Mar '19	* NYR 2 @ EDM 3	Leon Draisaitl	13 Oct '18	EDM 2 @ NYR 1	Connor McDavid

OILERS	GP	G	A	P	+/-	PIM	PP	SH	RANGERS	GP	G	A	P	+/-	PIM	PP	SH
Connor McDavid	2	2	2	4	1	0	2	0	Brendan Lemieux	1	1	1	2	1	5	0	0
Leon Draisaitl	2	1	3	4	0	0	0	0	Brett Howden	2	1	0	1	1	0	0	0
Ryan Nugent-Hopkins	2	1	1	2	1	0	0	0	Mika Zibanejad	2	1	0	1	0	0	0	0
Darnell Nurse	2	0	2	2	0	0	0	0	Kevin Shattenkirk	2	0	1	1	1	2	0	0
Matt Benning	1	1	0	1	0	0	0	0	Brendan Smith	2	0	1	1	1	2	0	0
Alex Chiasson	1	0	1	1	-1	0	0	0	Marc Staal	2	0	1	1	1	4	0	0
Zack Kassian	1	0	1	1	0	0	0	0	Pavel Buchnevich	2	0	0	0	1	0	0	0
Kyle Brodziak	2	0	0	0	0	17	0	0	Filip Chytil	2	0	0	0	0	0	0	0
Jujhar Khaira	2	0	0	0	0	5	0	0	Fredrik Claesson	2	0	0	0	1	0	0	0
Oscar Klefbom	2	0	0	0	0	0	0	0	Jesper Fast	2	0	0	0	0	0	0	0
Adam Larsson	2	0	0	0	-2	0	0	0	Chris Kreider	2	0	0	0	0	0	0	0
Tobias Rieder	2	0	0	0	-1	0	0	0	Vladislav Namestnikov	2	0	0	0	-1	2	0	0
Kris Russell	2	0	0	0	0	0	0	0	Brady Skjei	2	0	0	0	-2	2	0	0
Evan Bouchard	1	0	0	0	0	2	0	0	Jimmy Vesey	2	0	0	0	0	0	0	0
Drake Caggiula	1	0	0	0	0	0	0	0	Connor Brickley	1	0	0	0	0	7	0	0
Colby Cave	1	0	0	0	-1	0	0	0	Kevin Hayes	1	0	0	0	0	0	0	0
Josh Currie	1	0	0	0	0	0	0	0	Vinni Lettieri	1	0	0	0	0	0	0	0
Sam Gagner	1	0	0	0	0	2	0	0	Adam McQuaid	1	0	0	0	-1	2	0	0
Jason Garrison	1	0	0	0	0	0	0	0	Boo Nieves	1	0	0	0	0	0	0	0
Milan Lucic	1	0	0	0	-1	2	0	0	Neal Pionk	1	0	0	0	0	0	0	0
Brad Malone	1	0	0	0	0	0	0	0	Ryan Spooner	1	0	0	0	0	0	0	0
Jesse Puljujarvi	1	0	0	0	0	0	0	0	Ryan Strome	1	0	0	0	-1	0	0	0
Ty Rattie	1	0	0	0	1	0	0	0	Mats Zuccarello	1	0	0	0	0	0	0	0
Andrej Sekera	1	0	0	0	1	0	0	0									
Ryan Strome	1	0	0	0	0	0	0	0									
Kailer Yamamoto	1	0	0	0	0	0	0	0									

OILERS GOALTENDERS	GP	MIN	W-L-OT	GA	SA	SV	GAA	SV%
Cam Talbot	1	60	1-0-0	1	24	23	1.00	.958
Mikko Koskinen	1	61	1-0-0	2	30	28	1.98	.933

RANGERS GOALTENDERS	GP	MIN	W-L-OT	GA	SA	SV	GAA	SV%
Alexandar Georgiev	1	60	0-0-1	3	33	30	2.98	.909
Henrik Lundqvist	1	59	0-1-0	2	27	25	2.04	.926

GOALS BY PERIOD	1	2	3	OT	TOTAL	SHOTS BY PERIOD	1	2	3	OT	TOTAL
Oilers	3	0	1	1	5	Oilers	15	23	21	1	60
Rangers	1	1	1	0	3	Rangers	18	17	19	0	54

POWERPLAY	PPG	ATT	PCT.	PENALTY KILLING	PK	TSH	PCT.
Oilers	2	7	28.6	Oilers	3	3	100.0
Rangers	0	3	0.0	Rangers	5	7	71.4



**OTTAWA SENATORS**

Canadian Tire Centre  
1000 Palladium Drive  
Ottawa, ON K2V 1A5

O: 613-599-0100, F: 613-599-5562

Website: [www.nhl.com/senators](http://www.nhl.com/senators)

Twitter: @Senators

PR Twitter: @Media\_Sens

Arena Capacity: 18,652

**2019-20 GAMES VS OTTAWA**

**AT EDMONTON** – Dec. 4

**AT OTTAWA** – Mar. 18

**CLUB DIRECTORY**

Owner, Governor and CEO.....	Eugene Melnyk
Senior Executive Vice President and Chief Administrative Officer.....	John Miszuk
Chief Revenue Officer.....	Mark Bonneau
General Manager.....	Pierre Dorion
Assistant General Manager.....	Peter MacTavish
Vice President and Executive Director, Canadian Tire Centre.....	Tom Conroy
Manager, Hockey Administration.....	Allison Vaughan

**EDMONTON OILERS VS OTTAWA SENATORS**

**YEARLY RECORD 1992-93 TO 2018-19**

SEASON											AT EDMONTON				AT OTTAWA							
	GP	W	L	T	OTL	GF	GA	PTS	PCT.		W	L	T	OTL	GF	GA	W	L	T	OTL	GF	GA
1992-93	2	1	1	0	0	7	5	2	0.500		1	0	0	0	5	2	0	1	0	0	2	3
1993-94	2	0	2	0	0	8	11	0	0.000		0	1	0	0	5	7	0	1	0	0	3	4
1994-95	DID NOT PLAY																					
1995-96	2	2	0	0	0	6	3	4	1.000		1	0	0	0	3	1	1	0	0	0	3	2
1996-97	2	2	0	0	0	9	2	4	1.000		1	0	0	0	5	2	1	0	0	0	4	0
1997-98	2	2	0	0	0	6	2	4	1.000		1	0	0	0	5	2	1	0	0	0	1	0
1998-99	2	0	0	2	0	3	3	2	0.500		0	0	1	0	2	2	0	0	1	0	1	1
1999-00	2	1	0	1	0	7	5	3	0.750		1	0	1	0	7	5	0	0	0	0	0	0
2000-01	2	2	0	0	0	9	4	4	1.000		1	0	0	0	4	1	1	0	0	0	5	3
2001-02	1	1	0	0	0	4	1	2	1.000		0	0	0	0	0	0	1	0	0	0	4	1
2002-03	2	0	2	0	0	0	4	0	0.000		0	1	0	0	0	2	0	1	0	0	0	2
2003-04	2	1	0	1	0	6	4	3	0.750		1	0	0	0	3	1	0	0	1	0	3	3
2004-05	DID NOT PLAY																					
2005-06	1	0	1	0	0	3	5	0	0.000		0	1	0	0	3	5	0	0	0	0	0	0
2006-07	1	0	0	0	1	3	4	1	0.500		0	0	0	0	0	0	0	0	0	1	3	4
2007-08	DID NOT PLAY																					
2008-09	2	0	2	0	0	4	7	0	0.000		0	1	0	0	2	3	0	1	0	0	2	4
2009-10	2	0	1	0	1	4	8	1	0.250		0	1	0	0	1	4	0	0	0	1	3	4
2010-11	2	1	1	0	0	7	6	2	0.500		0	1	0	0	3	5	1	0	0	0	4	1
2011-12	2	1	1	0	0	6	8	2	0.500		0	1	0	0	2	5	1	0	0	0	4	3
2012-13	DID NOT PLAY																					
2013-14	2	2	0	0	0	6	3	4	1.000		1	0	0	0	3	2	1	0	0	0	3	1
2014-15	2	0	1	0	1	5	11	1	0.250		0	0	0	1	3	4	0	1	0	0	2	7
2015-16	2	1	1	0	0	8	6	2	0.500		0	1	0	0	1	4	1	0	0	0	7	2
2016-17	2	0	2	0	0	3	7	0	0.000		0	1	0	0	0	2	0	1	0	0	3	5
2017-18	2	1	1	0	0	7	8	2	0.500		0	1	0	0	1	6	1	0	0	0	6	2
2018-19	2	1	0	0	1	7	6	3	0.750		0	0	0	1	3	4	1	0	0	0	4	2
<b>1992-2019</b>	<b>43</b>	<b>19</b>	<b>16</b>	<b>4</b>	<b>4</b>	<b>128</b>	<b>123</b>	<b>46</b>	<b>0.535</b>		<b>8</b>	<b>10</b>	<b>2</b>	<b>2</b>	<b>61</b>	<b>69</b>	<b>11</b>	<b>6</b>	<b>2</b>	<b>2</b>	<b>67</b>	<b>54</b>





## EDMONTON OILERS VS OTTAWA SENATORS

## 2018-19 RESULTS &amp; STATISTICS

\* Overtime \*\* Shootout

<b>AT EDMONTON</b>	<b>SCORE</b>	<b>WINNING GOAL</b>	<b>AT OTTAWA</b>	<b>SCORE</b>	<b>WINNING GOAL</b>
23 Mar '19	* OTT 4 @ EDM 3	Brady Tkachuk	28 Feb '19	EDM 4 @ OTT 2	Colby Cave

OILERS	GP	G	A	P	+/-	PIM	PP	SH
Colby Cave	2	2	0	2	1	0	0	0
Connor McDavid	2	2	0	2	0	0	0	0
Sam Gagner	2	1	1	2	2	0	0	0
Zack Kassian	2	1	1	2	0	0	0	0
Josh Currie	2	0	2	2	1	0	0	0
Leon Draisaitl	2	0	2	2	-1	0	0	0
Darnell Nurse	2	0	2	2	2	2	0	0
Alex Chiasson	2	1	0	1	1	4	0	0
Matt Benning	2	0	1	1	3	0	0	0
Joseph Gambardella	1	0	1	1	1	0	0	0
Ty Rattie	1	0	1	1	1	0	0	0
Oscar Klefbom	2	0	0	0	0	0	0	0
Adam Larsson	2	0	0	0	-2	0	0	0
Milan Lucic	2	0	0	0	3	2	0	0
Ryan Nugent-Hopkins	2	0	0	0	1	0	0	0
Tobias Rieder	2	0	0	0	0	0	0	0
Kris Russell	2	0	0	0	3	0	0	0
Andrej Sekera	2	0	0	0	1	0	0	0
Kyle Brodziak	1	0	0	0	0	0	0	0
Brad Malone	1	0	0	0	0	0	0	0

SENATORS	GP	G	A	P	+/-	PIM	PP	SH
Brady Tkachuk	2	2	1	3	0	0	1	0
Colin White	2	0	2	2	-2	2	0	0
Mark Borowiecki	2	1	0	1	1	0	0	0
Brian Gibbons	2	1	0	1	-2	0	0	0
Bobby Ryan	2	1	0	1	-2	0	1	0
Chris Tierney	2	1	0	1	-1	10	0	0
Thomas Chabot	2	0	1	1	-3	0	0	0
Dylan DeMelo	2	0	1	1	-1	0	0	0
Christian Jaros	2	0	1	1	-1	4	0	0
Oscar Lindberg	2	0	1	1	-2	0	0	0
Magnus Paajarvi	2	0	1	1	0	2	0	0
Rudolfs Balcers	1	0	1	1	0	0	0	0
Drake Batherson	1	0	1	1	1	0	0	0
Christian Wolanin	1	0	1	1	-1	0	0	0
Mikkel Boedker	2	0	0	0	-2	0	0	0
Anthony Duclair	2	0	0	0	-2	0	0	0
Ben Harpur	2	0	0	0	0	2	0	0
Jean-Gabriel Pageau	2	0	0	0	0	0	0	0
Cody Ceci	1	0	0	0	-1	0	0	0
Zack Smith	1	0	0	0	0	0	0	0
Max Veronneau	1	0	0	0	0	0	0	0

OILERS GOALTENDERS	GP	MIN	W-L-OT	GA	SA	SV	GAA	SV%
Mikko Koskinen	2	122	1-0-1	6	72	66	2.95	.917

SENATORS GOALTENDERS	GP	MIN	W-L-OT	GA	SA	SV	GAA	SV%
Craig Anderson	2	121	1-1-0	6	54	48	2.97	.889

GOALS BY PERIOD	1	2	3	OT	TOTAL
Oilers	1	3	3	0	7
Senators	3	0	2	1	6

SHOTS BY PERIOD	1	2	3	OT	TOTAL
Oilers	16	20	19	0	55
Senators	25	22	23	2	72

POWERPLAY	PPG	ATT	PCT.
Oilers	0	4	0.0
Senators	2	3	66.7

PENALTY KILLING	PK	TSH	PCT.
Oilers	1	3	33.3
Senators	4	4	100.0



**PHILADELPHIA FLYERS**

Wells Fargo Center  
3601 S. Broad St.  
Philadelphia, PA 19148

O: 215-465-4500  
Website: [www.nhl.com/flyers](http://www.nhl.com/flyers)  
Twitter: @NHLFlyers  
Arena Capacity: 19,306

**2019-20 GAMES VS PHILADELPHIA**

**AT EDMONTON** – Oct. 16

**AT PHILADELPHIA** – Mar. 15

**CLUB DIRECTORY**

Governor/Chairman & CEO, Comcast Spectacor.....Dave Scott  
President, Hockey Operations/General Manager.....Chuck Fletcher  
President, Business Operations.....Valerie Camillo  
Alternate Governors.....Chuck Fletcher, Valerie Camillo, Phil Weinberg

**EDMONTON OILERS VS PHILADELPHIA FLYERS**

**YEARLY RECORD 1979-80 TO 2018-19**

SEASON											AT EDMONTON				AT PHILADELPHIA								
	GP	W	L	T	OTL	GF	GA	PTS	PCT.		W	L	T	OTL	GF	GA	W	L	T	OTL	GF	GA	
1979-80	4	0	3	1	0	11	17	1	0.125	0	1	1	0	5	7	0	2	0	0	6	10		
1980-81	4	2	2	0	0	13	15	4	0.500	1	1	0	0	7	4	1	1	0	0	6	11		
1981-82	3	2	1	0	0	16	17	4	0.667	2	0	0	0	14	9	0	1	0	0	2	8		
1982-83	3	1	2	0	0	9	14	2	0.333	0	1	0	0	2	4	1	1	0	0	7	10		
1983-84	3	0	2	1	0	9	12	1	0.167	0	1	1	0	6	8	0	1	0	0	3	4		
1984-85	3	0	3	0	0	11	17	0	0.000	0	1	0	0	2	5	0	2	0	0	9	12		
1985-86	3	2	1	0	0	9	9	4	0.667	2	0	0	0	6	4	0	1	0	0	3	5		
1986-87	3	1	2	0	0	9	11	2	0.333	1	0	0	0	6	4	0	2	0	0	3	7		
1987-88	3	2	1	0	0	14	7	4	0.667	2	0	0	0	13	4	0	1	0	0	1	3		
1988-89	3	1	0	2	0	8	6	4	0.667	0	0	1	0	1	1	1	0	1	0	7	5		
1989-90	3	2	1	0	0	8	9	4	0.667	2	0	0	0	7	4	0	1	0	0	1	5		
1990-91	3	3	0	0	0	16	10	6	1.000	1	0	0	0	5	4	2	0	0	0	11	6		
1991-92	3	1	2	0	0	10	13	2	0.333	1	0	0	0	4	2	0	2	0	0	6	11		
1992-93	2	0	1	1	0	2	6	1	0.250	0	0	1	0	2	2	0	1	0	0	0	4		
1993-94	2	2	0	0	0	5	2	4	1.000	1	0	0	0	3	1	1	0	0	0	2	1		
1994-95	DID NOT PLAY																						
1995-96	2	1	1	0	0	4	9	2	0.500	1	0	0	0	3	2	0	1	0	0	1	7		
1996-97	2	0	2	0	0	8	11	0	0.000	0	1	0	0	4	6	0	1	0	0	4	5		
1997-98	2	0	2	0	0	3	9	0	0.000	0	1	0	0	1	3	0	1	0	0	2	6		
1998-99	2	0	0	2	0	5	5	2	0.500	0	0	1	0	3	3	0	0	1	0	2	2		
1999-00	1	1	0	0	0	3	2	2	1.000	0	0	0	0	0	0	1	0	0	0	3	2		
2000-01	2	0	2	0	0	2	6	0	0.000	0	1	0	0	2	4	0	1	0	0	0	2		
2001-02	1	1	0	0	0	3	2	2	1.000	0	0	0	0	0	0	1	0	0	0	3	2		
2002-03	1	0	0	1	0	2	2	1	0.500	0	0	1	0	2	2	0	0	0	0	0	0		
2003-04	1	1	0	0	0	3	0	2	1.000	0	0	0	0	0	0	1	0	0	0	3	0		
2004-05	DID NOT PLAY																						
2005-06	1	1	0	0	0	3	2	2	1.000	0	0	0	0	0	0	1	0	0	0	3	2		
2006-07	DID NOT PLAY																						
2007-08	1	1	0	0	0	5	3	2	1.000	1	0	0	0	5	3	0	0	0	0	0	0		
2008-09	1	1	0	0	0	5	4	2	1.000	0	0	0	0	0	0	1	0	0	0	5	4		
2009-10	1	1	0	0	0	1	0	2	1.000	1	0	0	0	1	0	0	0	0	0	0	0		
2010-11	1	0	1	0	0	1	4	0	0.000	0	0	0	0	0	0	0	1	0	0	1	4		
2011-12	1	1	0	0	0	2	0	2	1.000	1	0	0	0	2	0	0	0	0	0	0	0		
2012-13	DID NOT PLAY																						
2013-14	2	0	1	0	1	5	8	1	0.250	0	0	0	1	3	4	0	1	0	0	2	4		
2014-15	2	1	1	0	0	6	8	2	0.500	1	0	0	0	5	4	0	1	0	0	1	4		
2015-16	2	2	0	0	0	8	2	4	1.000	1	0	0	0	4	2	1	0	0	0	4	0		
2016-17	2	1	1	0	0	11	9	2	0.500	1	0	0	0	6	3	0	1	0	0	5	6		
2017-18	2	0	2	0	0	3	6	0	0.000	0	1	0	0	2	4	0	1	0	0	1	2		
2018-19	2	1	0	0	1	8	6	3	0.750	1	0	0	0	4	1	0	0	0	1	4	5		
<b>1979-2019</b>	<b>77</b>	<b>33</b>	<b>34</b>	<b>8</b>	<b>2</b>	<b>241</b>	<b>263</b>	<b>76</b>	<b>0.494</b>	<b>21</b>	<b>9</b>	<b>6</b>	<b>1</b>	<b>130</b>	<b>104</b>	<b>12</b>	<b>25</b>	<b>2</b>	<b>1</b>	<b>111</b>	<b>159</b>		



## EDMONTON OILERS VS PHILADELPHIA FLYERS

## 2018-19 RESULTS &amp; STATISTICS

\* Overtime \*\* Shootout

<b>AT EDMONTON</b>	<b>SCORE</b>	<b>WINNING GOAL</b>	<b>AT PHILADELPHIA</b>	<b>SCORE</b>	<b>WINNING GOAL</b>
14 Dec '18	PHI 1 @ EDM 4	Connor McDavid	02 Feb '19	* EDM 4 @ PHI 5	Nolan Patrick

OILERS	GP	G	A	P	+/-	PIM	PP	SH
Connor McDavid	2	3	2	5	4	0	0	0
Leon Draisaitl	2	0	3	3	3	0	0	0
Adam Larsson	2	2	0	2	2	0	0	0
Zack Kassian	2	1	1	2	3	2	0	1
Darnell Nurse	2	0	2	2	2	0	0	0
Alex Chiasson	2	1	0	1	2	0	0	0
Ty Rattie	1	1	0	1	0	0	0	0
Kevin Gravel	2	0	1	1	1	0	0	0
Jujhar Khaira	2	0	1	1	1	0	0	0
Milan Lucic	2	0	1	1	2	4	0	0
Ryan Spooner	1	0	1	1	1	0	0	0
Matt Benning	2	0	0	0	5	2	0	0
Kyle Brodziak	2	0	0	0	1	2	0	0
Ryan Nugent-Hopkins	2	0	0	0	0	2	0	0
Jesse Puljujarvi	2	0	0	0	0	2	0	0
Tobias Rieder	2	0	0	0	0	0	0	0
Drake Caggiula	1	0	0	0	1	4	0	0
Colby Cave	1	0	0	0	0	0	0	0
Jason Garrison	1	0	0	0	1	2	0	0
Caleb Jones	1	0	0	0	0	0	0	0
Brandon Manning	1	0	0	0	3	0	0	0
Kris Russell	1	0	0	0	-1	2	0	0

FLYERS	GP	G	A	P	+/-	PIM	PP	SH
Claude Giroux	2	1	3	4	-2	2	1	0
Sean Couturier	2	2	1	3	-1	0	1	0
Jakub Voracek	2	0	3	3	-2	0	0	0
James van Riemsdyk	2	0	2	2	-4	0	0	0
Travis Konecny	2	1	0	1	-3	0	1	0
Nolan Patrick	2	1	0	1	0	0	0	0
Wayne Simmonds	2	1	0	1	-2	2	1	0
Shayne Gostisbehere	2	0	1	1	-3	2	0	0
Oskar Lindblom	2	0	1	1	-2	0	0	0
Travis Sanheim	2	0	1	1	-1	0	0	0
Radko Gudas	2	0	0	0	-1	0	0	0
Robert Hagg	2	0	0	0	-1	0	0	0
Scott Laughton	2	0	0	0	-2	2	0	0
Andrew MacDonald	2	0	0	0	-2	0	0	0
Ivan Provorov	2	0	0	0	-3	2	0	0
Michael Raffl	2	0	0	0	-1	2	0	0
Phil Varone	2	0	0	0	-2	0	0	0
Mikhail Vorobyev	1	0	0	0	-1	0	0	0
Dale Weise	1	0	0	0	0	0	0	0

OILERS GOALTENDERS	GP	MIN	W-L-OT	GA	SA	SV	GAA	SV%
Mikko Koskinen	1	60	1-0-0	1	32	31	1.00	.969
Cam Talbot	1	62	0-0-1	5	39	34	4.84	.872

FLYERS GOALTENDERS	GP	MIN	W-L-OT	GA	SA	SV	GAA	SV%
Carter Hart	1	62	1-0-0	4	44	40	3.87	.909
Anthony Stolarz	1	59	0-1-0	3	21	18	3.05	.857

GOALS BY PERIOD	1	2	3	OT	TOTAL
Oilers	3	3	2	0	8
Flyers	1	1	3	1	6

SHOTS BY PERIOD	1	2	3	OT	TOTAL
Oilers	25	25	16	0	66
Flyers	16	22	30	3	71

POWERPLAY	PPG	ATT	PCT.
Oilers	0	5	0.0
Flyers	4	10	40.0

PENALTY KILLING	PK	TSH	PCT.
Oilers	6	10	60.0
Flyers	5	5	100.0



**PITTSBURGH PENGUINS**

PPG Paints Arena  
1001 Fifth Ave.  
Pittsburgh, PA 15219

O: 412-642-1300, F: 412-255-1980  
Website: [www.nhl.com/penguins](http://www.nhl.com/penguins)  
Twitter: @penguins  
PR Twitter: @PenguinsPR  
Arena Capacity: 18,387

**2019-20 GAMES VS PITTSBURGH**

**AT EDMONTON** – Dec. 20

**AT PITTSBURGH** – Nov. 2

**CLUB DIRECTORY**

Chairman.....	Mario Lemieux
CEO/President.....	David Morehouse
Executive Vice President/General Manager.....	Jim Rutherford
Assistant General Manager.....	Jason Karmanos

**EDMONTON OILERS VS PITTSBURGH PENGUINS**

**YEARLY RECORD 1979-80 TO 2018-19**

SEASON											AT EDMONTON				AT PITTSBURGH								
	GP	W	L	T	OTL	GF	GA	PTS	PCT.		W	L	T	OTL	GF	GA	W	L	T	OTL	GF	GA	
1979-80	4	3	1	0	0	22	12	6	0.750		2	0	0	0	13	5	1	1	0	0	9	7	
1980-81	4	2	1	1	0	20	18	5	0.625		1	0	1	0	11	10	1	1	0	0	9	8	
1981-82	3	3	0	0	0	22	8	6	1.000		2	0	0	0	18	7	1	0	0	0	4	1	
1982-83	3	2	1	0	0	21	14	4	0.667		1	0	0	0	7	2	1	1	0	0	14	12	
1983-84	3	3	0	0	0	23	8	6	1.000		2	0	0	0	14	6	1	0	0	0	9	2	
1984-85	3	1	1	1	0	12	10	3	0.500		1	0	0	0	6	3	0	1	1	0	6	7	
1985-86	3	2	1	0	0	17	13	4	0.667		1	1	0	0	9	10	1	0	0	0	8	3	
1986-87	3	2	1	0	0	10	9	4	0.667		1	0	0	0	4	2	1	1	0	0	6	7	
1987-88	3	3	0	0	0	17	8	6	1.000		2	0	0	0	11	4	1	0	0	0	6	4	
1988-89	3	2	1	0	0	15	12	4	0.667		0	1	0	0	4	7	2	0	0	0	11	5	
1989-90	3	1	2	0	0	8	12	2	0.333		1	1	0	0	5	6	0	1	0	0	3	6	
1990-91	3	2	1	0	0	15	14	4	0.667		1	0	0	0	7	5	1	1	0	0	8	9	
1991-92	3	1	2	0	0	14	14	2	0.333		1	0	0	0	5	3	0	2	0	0	9	11	
1992-93	3	2	1	0	0	11	11	4	0.667		1	1	0	0	6	7	1	0	0	0	5	4	
1993-94	2	1	1	0	0	8	7	2	0.500		1	0	0	0	5	3	0	1	0	0	3	4	
1994-95	DID NOT PLAY																						
1995-96	2	0	2	0	0	8	10	0	0.000		0	1	0	0	4	5	0	1	0	0	4	5	
1996-97	2	1	1	0	0	7	7	2	0.500		1	0	0	0	5	2	0	1	0	0	2	5	
1997-98	2	1	1	0	0	6	7	2	0.500		1	0	0	0	4	3	0	1	0	0	2	4	
1998-99	2	1	0	1	0	6	3	3	0.750		1	0	0	0	4	1	0	0	1	0	2	2	
1999-00	2	0	1	1	0	4	5	1	0.250		0	1	0	0	2	3	0	0	1	0	2	2	
2000-01	1	0	1	0	0	2	5	0	0.000		0	0	0	0	0	0	0	1	0	0	2	5	
2001-02	1	0	1	0	0	0	1	0	0.000		0	1	0	0	0	1	0	0	0	0	0	0	
2002-03	1	0	0	0	1	3	4	1	0.500		0	0	0	0	0	0	0	0	0	1	3	4	
2003-04	1	1	0	0	0	4	3	2	1.000		1	0	0	0	4	3	0	0	0	0	0	0	
2004-05	DID NOT PLAY																						
2005-06	1	1	0	0	0	3	1	2	1.000		0	0	0	0	0	0	1	0	0	0	3	1	
2006-07	DID NOT PLAY																						
2007-08	1	0	1	0	0	2	4	0	0.000		0	1	0	0	2	4	0	0	0	0	0	0	
2008-09	1	0	1	0	0	4	5	0	0.000		0	0	0	0	0	0	0	1	0	0	4	5	
2009-10	1	0	1	0	0	2	3	0	0.000		0	1	0	0	2	3	0	0	0	0	0	0	
2010-11	1	0	1	0	0	1	5	0	0.000		0	0	0	0	0	0	0	1	0	0	1	5	
2011-12	1	1	0	0	0	2	1	2	1.000		1	0	0	0	2	1	0	0	0	0	0	0	
2012-13	DID NOT PLAY																						
2013-14	2	1	1	0	0	6	6	2	0.500		1	0	0	0	4	3	0	1	0	0	2	3	
2014-15	2	0	2	0	0	4	8	0	0.000		0	1	0	0	0	2	0	1	0	0	4	6	
2015-16	2	1	1	0	0	4	4	2	0.500		0	1	0	0	1	2	1	0	0	0	3	2	
2016-17	2	0	1	0	1	5	7	1	0.250		0	0	0	1	2	3	0	1	0	0	3	4	
2017-18	2	0	1	0	1	3	5	1	0.250		0	1	0	0	2	3	0	0	0	1	1	2	
2018-19	2	0	1	0	1	6	9	1	0.250		0	0	0	1	5	6	0	1	0	0	1	3	
<b>1979-2019</b>	<b>78</b>	<b>38</b>	<b>32</b>	<b>4</b>	<b>4</b>	<b>317</b>	<b>273</b>	<b>84</b>	<b>0.538</b>		<b>24</b>	<b>12</b>	<b>1</b>	<b>2</b>	<b>168</b>	<b>125</b>	<b>14</b>	<b>20</b>	<b>3</b>	<b>2</b>	<b>149</b>	<b>148</b>	





EDMONTON OILERS VS PITTSBURGH PENGUINS

2018-19 RESULTS & STATISTICS

\* Overtime \*\* Shootout

<b>AT EDMONTON</b>	<b>SCORE</b>	<b>WINNING GOAL</b>	<b>AT PITTSBURGH</b>	<b>SCORE</b>	<b>WINNING GOAL</b>
23 Oct '18	* PIT 6 @ EDM 5	Sidney Crosby	13 Feb '19	EDM 1 @ PIT 3	Teddy Blueger

OILERS	GP	G	A	P	+/-	PIM	PP	SH
Leon Draisaitl	2	3	0	3	-1	0	1	0
Connor McDavid	2	1	2	3	-3	0	1	0
Alex Chiasson	2	2	0	2	0	0	0	0
Oscar Klefbom	2	0	2	2	0	0	0	0
Ryan Nugent-Hopkins	2	0	2	2	-1	0	0	0
Kris Russell	2	0	2	2	-2	0	0	0
Adam Larsson	2	0	1	1	1	4	0	0
Milan Lucic	2	0	1	1	0	0	0	0
Tobias Rieder	2	0	1	1	0	0	0	0
Kevin Gravel	2	0	0	0	-1	0	0	0
Zack Kassian	2	0	0	0	-3	5	0	0
Darnell Nurse	2	0	0	0	-4	0	0	0
Jesse Puljujarvi	2	0	0	0	-2	0	0	0
Evan Bouchard	1	0	0	0	0	0	0	0
Kyle Brodziak	1	0	0	0	-2	0	0	0
Colby Cave	1	0	0	0	0	0	0	0
Jujhar Khaira	1	0	0	0	0	0	0	0
Brad Malone	1	0	0	0	0	0	0	0
Cooper Marody	1	0	0	0	0	0	0	0
Alexander Petrovic	1	0	0	0	0	0	0	0
Ty Rattie	1	0	0	0	0	0	0	0
Ryan Strome	1	0	0	0	-1	2	0	0
Kailer Yamamoto	1	0	0	0	0	2	0	0

PENGUINS	GP	G	A	P	+/-	PIM	PP	SH
Sidney Crosby	2	2	1	3	2	0	1	0
Patric Hornqvist	2	2	1	3	4	0	0	0
Matt Cullen	2	0	3	3	3	0	0	0
Jamie Oleksiak	1	2	0	2	3	7	0	0
Brian Dumoulin	2	0	2	2	2	0	0	0
Phil Kessel	2	0	2	2	-2	0	0	0
Kris Letang	2	0	2	2	2	0	0	0
Bryan Rust	2	1	0	1	1	4	0	1
Teddy Blueger	1	1	0	1	1	0	0	0
Jared McCann	1	1	0	1	1	0	0	0
Jack Johnson	2	0	1	1	1	0	0	0
Derick Brassard	1	0	1	1	2	0	0	0
Evgeni Malkin	1	0	1	1	-1	0	0	0
Dominik Simon	1	0	1	1	1	0	0	0
Jake Guentzel	2	0	0	0	0	0	0	0
Juuso Riihola	2	0	0	0	-2	0	0	0
Zach Aston-Reese	1	0	0	0	1	0	0	0
Nick Bjugstad	1	0	0	0	-1	0	0	0
Carl Hagelin	1	0	0	0	-1	2	0	0
Olli Maatta	1	0	0	0	1	2	0	0
Tanner Pearson	1	0	0	0	-1	2	0	0
Marcus Pettersson	1	0	0	0	0	0	0	0
Chad Ruhwedel	1	0	0	0	0	0	0	0
Riley Sheahan	1	0	0	0	1	0	0	0
Daniel Sprong	1	0	0	0	-1	0	0	0
Garrett Wilson	1	0	0	0	0	0	0	0

OILERS GOALTENDERS	GP	MIN	W-L-OT	GA	SA	SV	GAA	SV%
Cam Talbot	1	62	0-0-1	6	31	25	5.80	.806
Mikko Koskinen	1	60	0-1-0	2	33	31	2.01	.939

PENGUINS GOALTENDERS	GP	MIN	W-L-OT	GA	SA	SV	GAA	SV%
Matt Murray	2	122	2-0-0	6	85	79	2.95	.929

GOALS BY PERIOD	1	2	3	OT	TOTAL
Oilers	1	3	2	0	6
Penguins	1	5	2	1	9

SHOTS BY PERIOD	1	2	3	OT	TOTAL
Oilers	22	33	29	1	85
Penguins	19	19	25	2	65

POWERPLAY	PPG	ATT	PCT.
Oilers	2	7	28.6
Penguins	1	4	25.0

PENALTY KILLING	PK	TSH	PCT.
Oilers	3	4	75.0
Penguins	5	7	71.4



**SAN JOSE SHARKS**

SAP Center at San Jose  
525 W. Santa Clara St.  
San Jose, CA 95113

O: 408-287-7070, F: 408-999-5797

Website: [www.nhl.com/sharks](http://www.nhl.com/sharks)  
Twitter: @SanJoseSharks  
PR Twitter: @SanJoseSharksPR  
Arena Capacity: 17,562

**2019-20 GAMES VS SAN JOSE**

**AT EDMONTON** – Feb. 6, Mar. 27  
**AT SAN JOSE** – Nov. 12, Nov. 19

**CLUB DIRECTORY**

Ownership Group.....Hasso Plattner, Gordon Russell,  
Rudy Staedler, Gary Valenzuela General Manager.....Doug Wilson  
Assistant General Managers.....Joe Will, Tim Burke

**EDMONTON OILERS VS SAN JOSE SHARKS**

**YEARLY RECORD 1992-93 TO 2018-19**

SEASON	GP	W	L	T	OTL	GF	GA	PTS	PCT.	AT EDMONTON				AT SAN JOSE							
										W	L	T	OTL	GF	GA	W	L	T	OTL	GF	GA
1991-92	7	3	3	1	0	29	28	7	0.500	3	0	1	0	22	11	0	3	0	0	7	17
1992-93	7	5	2	0	0	26	18	10	0.714	3	0	0	0	14	3	2	2	0	0	12	15
1993-94	6	2	2	2	0	16	17	6	0.500	2	0	1	0	11	8	0	2	1	0	5	9
1994-95	5	3	2	0	0	17	16	6	0.600	2	1	0	0	12	9	1	1	0	0	5	7
1995-96	5	3	1	1	0	20	13	7	0.700	1	0	1	0	5	3	2	1	0	0	15	10
1996-97	6	4	2	0	0	21	13	8	0.667	2	1	0	0	9	6	2	1	0	0	12	7
1997-98	5	3	2	0	0	17	11	6	0.600	2	1	0	0	10	5	1	1	0	0	7	6
1998-99	4	2	1	1	0	16	14	5	0.625	1	1	0	0	8	7	1	0	1	0	8	7
1999-00	4	1	1	1	1	5	6	4	0.500	0	1	1	0	1	2	1	0	0	1	4	4
2000-01	4	0	1	3	0	8	13	3	0.375	0	0	2	0	5	5	0	1	1	0	3	8
2001-02	4	1	2	0	1	11	13	3	0.375	1	1	0	0	4	4	0	1	0	1	7	9
2002-03	4	1	1	2	0	13	13	4	0.500	1	0	1	0	5	4	0	1	1	0	8	9
2003-04	4	2	1	1	0	13	8	5	0.625	1	1	0	0	6	4	1	0	1	0	7	4
2004-05	DID NOT PLAY																				
2005-06	4	3	1	0	0	10	10	6	0.750	2	0	0	0	5	3	1	1	0	0	5	7
2006-07	4	2	2	0	0	10	14	4	0.500	1	1	0	0	7	9	1	1	0	0	3	5
2007-08	4	3	1	0	0	8	8	6	0.750	1	1	0	0	3	5	2	0	0	0	5	3
2008-09	4	1	3	0	0	7	12	2	0.250	0	2	0	0	2	6	1	1	0	0	5	6
2009-10	4	1	2	0	1	12	14	3	0.375	1	0	0	1	9	6	0	2	0	0	3	8
2010-11	4	1	3	0	0	10	14	2	0.250	0	2	0	0	4	10	1	1	0	0	6	4
2011-12	4	2	2	0	0	9	9	4	0.500	1	1	0	0	4	4	1	1	0	0	5	5
2012-13	3	0	1	0	2	8	13	2	0.333	0	1	0	1	6	10	0	0	0	1	2	3
2013-14	5	1	4	0	0	11	18	2	0.200	1	2	0	0	6	8	0	2	0	0	5	10
2014-15	5	2	3	0	0	13	17	4	0.400	1	1	0	0	3	4	1	2	0	0	10	13
2015-16	4	2	1	0	1	11	11	5	0.625	1	1	0	0	4	6	1	0	0	1	7	5
2016-17	5	3	1	0	1	16	13	7	0.700	1	1	0	0	6	7	2	0	0	1	10	6
2017-18	4	1	2	0	1	14	18	3	0.375	1	0	0	1	8	7	0	2	0	0	6	11
2018-19	5	1	4	0	0	14	25	2	0.200	0	3	0	0	8	15	1	1	0	0	6	10
<b>1991-2019</b>	<b>124</b>	<b>53</b>	<b>51</b>	<b>12</b>	<b>8</b>	<b>365</b>	<b>379</b>	<b>126</b>	<b>0.508</b>	<b>30</b>	<b>23</b>	<b>7</b>	<b>3</b>	<b>187</b>	<b>171</b>	<b>23</b>	<b>28</b>	<b>5</b>	<b>5</b>	<b>178</b>	<b>208</b>



## EDMONTON OILERS VS SAN JOSE SHARKS

## 2018-19 RESULTS &amp; STATISTICS

\* Overtime \*\* Shootout

AT EDMONTON	SCORE	WINNING GOAL	AT SAN JOSE	SCORE	WINNING GOAL
04 Apr '19	SJS 3 @ EDM 2	Gustav Nyquist	08 Jan '19	EDM 2 @ SJS 7	Joonas Donskoi
09 Feb '19	SJS 5 @ EDM 2	Kevin Labanc	20 Nov '18	* EDM 4 @ SJS 3	Leon Draisaitl
29 Dec '18	SJS 7 @ EDM 4	Melker Karlsson			

OILERS	GP	G	A	P	+/-	PIM	PP	SH
Connor McDavid	5	3	5	8	-1	0	0	0
Leon Draisaitl	5	4	3	7	-4	4	0	1
Ryan Nugent-Hopkins	5	2	1	3	-5	0	1	0
Ty Rattie	5	0	3	3	-2	0	0	0
Milan Lucic	5	1	1	2	-1	4	0	0
Alex Chiasson	4	1	1	2	-5	0	1	0
Drake Caggiula	2	1	1	2	-3	4	0	0
Adam Larsson	5	0	2	2	-7	2	0	0
Matt Benning	3	0	2	2	-1	0	0	0
Zack Kassian	5	1	0	1	-1	8	0	0
Caleb Jones	2	1	0	1	-4	0	0	0
Darnell Nurse	5	0	1	1	-5	0	0	0
Kyle Brodziak	4	0	1	1	-1	0	0	0
Jesse Puljujarvi	3	0	1	1	-3	0	0	0
Chris Wideman	1	0	1	1	0	4	0	0
Kevin Gravel	4	0	0	0	-2	0	0	0
Juhar Khaira	4	0	0	0	-3	0	0	0
Tobias Rieder	4	0	0	0	0	0	0	0
Kris Russell	4	0	0	0	-1	2	0	0
Oscar Klefbom	3	0	0	0	0	4	0	0
Ryan Spooner	2	0	0	0	-2	0	0	0
Colby Cave	1	0	0	0	0	2	0	0
Josh Currie	1	0	0	0	0	0	0	0
Sam Gagner	1	0	0	0	0	0	0	0
Joseph Gambardella	1	0	0	0	0	0	0	0
Brad Malone	1	0	0	0	-1	0	0	0
Brandon Manning	1	0	0	0	-1	0	0	0
Cooper Marody	1	0	0	0	0	0	0	0
Alexander Petrovic	1	0	0	0	0	0	0	0
Andrej Sekera	1	0	0	0	0	0	0	0
Kailer Yamamoto	1	0	0	0	0	0	0	0

SHARKS	GP	G	A	P	+/-	PIM	PP	SH
Evander Kane	5	3	4	7	5	0	0	0
Brent Burns	5	2	5	7	8	2	1	0
Tomas Hertl	5	2	5	7	6	0	0	0
Erik Karlsson	3	1	6	7	7	2	0	0
Joonas Donskoi	4	4	2	6	7	0	0	0
Joe Thornton	5	1	5	6	2	0	0	0
Kevin Labanc	5	3	2	5	2	0	1	0
Marcus Sorensen	5	3	1	4	4	0	0	0
Logan Couture	5	3	0	3	1	2	0	1
Barclay Goodrow	5	0	3	3	1	2	0	0
Timo Meier	5	0	3	3	0	6	0	0
Melker Karlsson	5	2	0	2	0	0	0	0
Brenden Dillon	5	0	2	2	4	2	0	0
Joe Pavelski	5	0	2	2	0	2	0	0
Gustav Nyquist	1	1	0	1	1	0	0	0
Tim Heed	3	0	1	1	-1	2	0	0
Lukas Radil	2	0	1	1	1	0	0	0
Jacob Middleton	1	0	1	1	2	0	0	0
Justin Braun	4	0	0	0	-2	0	0	0
Marc-Edouard Vlasic	4	0	0	0	2	0	0	0
Radim Simek	3	0	0	0	2	0	0	0
Joakim Ryan	2	0	0	0	0	2	0	0
Dylan Gambrell	1	0	0	0	0	0	0	0
Micheal Haley	1	0	0	0	0	0	0	0
Antti Suomela	1	0	0	0	0	0	0	0

OILERS GOALTENDERS	GP	MIN	W-L-OT	GA	SA	SV	GAA	SV%
Mikko Koskinen	2	93	1-0-0	6	44	38	3.87	.864
Anthony Stolarz	1	59	0-1-0	3	27	24	3.08	.889
Cam Talbot	3	148	0-3-0	16	88	72	6.49	.818

SHARKS GOALTENDERS	GP	MIN	W-L-OT	GA	SA	SV	GAA	SV%
Aaron Dell	3	179	3-0-0	6	73	67	2.01	.918
Martin Jones	2	120	1-0-1	8	49	41	3.99	.837

GOALS BY PERIOD	1	2	3	OT	TOTAL
Oilers	4	4	5	1	14
Sharks	11	7	7	0	25

SHOTS BY PERIOD	1	2	3	OT	TOTAL
Oilers	38	48	35	1	122
Sharks	58	52	49	0	159

POWERPLAY	PPG	ATT	PCT.
Oilers	2	9	22.2
Sharks	2	16	12.5

PENALTY KILLING	PK	TSH	PCT.
Oilers	14	16	87.5
Sharks	7	9	77.8



**ST. LOUIS BLUES**  
 Enterprise Center  
 1401 Clark Ave. at Brett Hull Way  
 St. Louis, MO 63103

O: 314-622-2500, F: 314-622-2582  
 Website: [www.nhl.com/blues](http://www.nhl.com/blues)  
 Twitter: @StLouisBlues  
 Arena Capacity: 17,400

**2019-20 GAMES VS ST. LOUIS**

**AT EDMONTON** – Nov. 6, Jan. 31

**AT ST. LOUIS** – Dec. 18

**CLUB DIRECTORY**

Chairman/Governor .....	Tom Stillman
President of Hockey Operations & GM/Alternate Governor .....	Doug Armstrong
President and CEO of Business Operations/Alternate Governor .....	Chris Zimmerman
Vice President, Hockey Operations.....	Dave Taylor
Assistant GM/Director of Amateur Scouting .....	Bill Armstrong
Senior Advisor to the General Manager.....	Al MacInnis
Director of Player Personnel.....	Rob DiMaio
Director of Player Development.....	Tim Taylor
Head of European Scouting.....	Jan Vopat

**EDMONTON OILERS VS ST. LOUIS BLUES**

**YEARLY RECORD 1979-80 TO 2018-19**

SEASON											AT EDMONTON				AT ST. LOUIS								
	GP	W	L	T	OTL	GF	GA	PTS	PCT.		W	L	T	OTL	GF	GA	W	L	T	OTL	GF	GA	
1979-80	4	0	3	1	0	11	16	1	0.125	0	1	1	0	8	11	0	2	0	0	3	5		
1980-81	4	1	2	1	0	22	18	3	0.375	1	1	0	0	13	8	0	1	1	0	9	10		
1981-82	3	3	0	0	0	19	11	6	1.000	1	0	0	0	8	6	2	0	0	0	11	5		
1982-83	3	2	0	1	0	15	12	5	0.833	1	0	1	0	8	7	1	0	0	0	7	5		
1983-84	3	1	2	0	0	13	20	2	0.333	0	1	0	0	1	7	1	1	0	0	12	13		
1984-85	3	3	0	0	0	20	9	6	1.000	2	0	0	0	12	7	1	0	0	0	8	2		
1985-86	3	1	1	1	0	14	15	3	0.500	1	0	0	0	6	3	0	1	1	0	8	12		
1986-87	3	3	0	0	0	15	5	6	1.000	2	0	0	0	11	3	1	0	0	0	4	2		
1987-88	3	3	0	0	0	17	11	6	1.000	1	0	0	0	5	2	2	0	0	0	12	9		
1988-89	3	3	0	0	0	14	9	6	1.000	2	0	0	0	10	7	1	0	0	0	4	2		
1989-90	3	2	0	1	0	17	13	5	0.833	1	0	0	0	8	6	1	0	1	0	9	7		
1990-91	3	0	3	0	0	5	11	0	0.000	0	2	0	0	4	9	0	1	0	0	1	2		
1991-92	3	1	1	1	0	9	8	3	0.500	1	0	1	0	7	5	0	1	0	0	2	3		
1992-93	3	0	2	1	0	6	15	1	0.167	0	1	0	0	1	5	0	1	1	0	5	10		
1993-94	4	0	4	0	0	12	19	0	0.000	0	2	0	0	3	7	0	2	0	0	9	12		
1994-95	4	2	2	0	0	10	16	4	0.500	2	0	0	0	9	7	0	2	0	0	1	9		
1995-96	4	1	3	0	0	14	17	2	0.250	0	2	0	0	6	11	1	1	0	0	8	6		
1996-97	4	2	2	0	0	12	9	4	0.500	0	2	0	0	3	6	2	0	0	0	9	3		
1997-98	4	4	0	0	0	11	2	8	1.000	2	0	0	0	4	1	2	0	0	0	7	1		
1998-99	4	2	2	0	0	12	13	4	0.500	1	1	0	0	5	5	1	1	0	0	7	8		
1999-00	4	0	2	1	1	7	11	2	0.250	0	2	0	0	3	6	0	0	1	1	4	5		
2000-01	4	2	2	0	0	11	12	4	0.500	2	0	0	0	8	3	0	2	0	0	3	9		
2001-02	4	1	2	1	0	6	7	3	0.375	1	0	1	0	3	1	0	2	0	0	3	6		
2002-03	4	1	2	1	0	12	11	3	0.375	1	1	0	0	6	2	0	1	1	0	6	9		
2003-04	4	1	2	1	0	10	11	3	0.375	1	1	0	0	9	9	0	1	1	0	1	2		
2004-05	DID NOT PLAY																						
2005-06	4	1	2	0	1	14	13	3	0.375	0	1	0	1	6	9	1	1	0	0	8	4		
2006-07	4	1	2	0	1	13	15	3	0.375	1	0	0	1	8	5	0	2	0	0	5	10		
2007-08	4	3	1	0	0	15	13	6	0.750	1	1	0	0	7	7	2	0	0	0	8	6		
2008-09	4	4	0	0	0	10	5	8	1.000	2	0	0	0	4	2	2	0	0	0	6	3		
2009-10	4	1	3	0	0	9	14	2	0.250	0	2	0	0	3	9	1	1	0	0	6	5		
2010-11	4	1	3	0	0	5	15	2	0.250	1	1	0	0	2	6	0	2	0	0	3	9		
2011-12	4	1	3	0	0	9	12	2	0.250	1	1	0	0	6	7	0	2	0	0	3	5		
2012-13	3	1	2	0	0	5	7	2	0.333	0	1	0	0	0	3	1	1	0	0	5	4		
2013-14	3	0	3	0	0	4	17	0	0.000	0	2	0	0	2	11	0	1	0	0	2	6		
2014-15	3	0	2	0	1	6	10	1	0.167	0	1	0	0	1	2	0	1	0	1	5	8		
2015-16	3	1	2	0	0	9	11	2	0.333	1	1	0	0	8	8	0	1	0	0	1	3		
2016-17	3	3	0	0	0	8	4	6	1.000	1	0	0	0	3	1	2	0	0	0	5	3		
2017-18	3	1	2	0	0	7	14	2	0.333	1	1	0	0	4	6	0	1	0	0	3	8		
2018-19	3	1	2	0	0	6	13	2	0.333	0	1	0	0	1	4	1	1	0	0	5	9		
<b>1979-2019</b>	<b>137</b>	<b>58</b>	<b>64</b>	<b>11</b>	<b>4</b>	<b>434</b>	<b>464</b>	<b>131</b>	<b>0.478</b>	<b>32</b>	<b>30</b>	<b>4</b>	<b>2</b>	<b>216</b>	<b>224</b>	<b>26</b>	<b>34</b>	<b>7</b>	<b>2</b>	<b>218</b>	<b>240</b>		





## EDMONTON OILERS VS ST. LOUIS BLUES

## 2018-19 RESULTS &amp; STATISTICS

\* Overtime \*\* Shootout

AT EDMONTON	SCORE	WINNING GOAL	AT ST. LOUIS	SCORE	WINNING GOAL
18 Dec '18	STL 4 @ EDM 1	Pat Maroon	19 Mar '19	EDM 2 @ STL 7	Jaden Schwartz
			05 Dec '18	** EDM 3 @ STL 2	Connor McDavid

OILERS	GP	G	A	P	+/-	PIM	PP	SH	BLUES	GP	G	A	P	+/-	PIM	PP	SH
Ryan Nugent-Hopkins	3	2	0	2	-1	4	0	0	Jaden Schwartz	2	4	2	6	3	0	1	0
Oscar Klefbom	2	1	1	2	-1	0	0	0	Brayden Schenn	3	1	4	5	0	4	0	0
Jujhar Khaira	2	0	2	2	2	15	0	0	David Perron	3	3	1	4	4	2	1	0
Zack Kassian	3	1	0	1	-2	5	0	0	Tyler Bozak	3	0	4	4	3	0	0	0
Jesse Puljujarvi	2	1	0	1	0	0	0	0	Oskar Sundqvist	3	0	3	3	2	2	0	0
Adam Larsson	3	0	1	1	0	0	0	0	Pat Maroon	3	2	0	2	3	7	0	0
Milan Lucic	3	0	1	1	-2	15	0	0	Alex Pietrangelo	1	1	1	2	1	0	0	0
Connor McDavid	3	0	1	1	-2	0	0	0	Jay Bouwmeester	3	0	2	2	4	0	0	0
Darnell Nurse	3	0	1	1	-2	2	0	0	Vince Dunn	3	0	2	2	2	4	0	0
Kris Russell	2	0	1	1	-2	0	0	0	Robert Thomas	3	0	2	2	2	0	0	0
Caleb Jones	1	0	1	1	-1	0	0	0	Ivan Barbashev	3	1	0	1	0	0	0	0
Matt Benning	3	0	0	0	-4	0	0	0	Vladimir Tarasenko	3	1	0	1	-2	2	1	0
Kyle Brodziak	3	0	0	0	-1	0	0	0	Ryan O'Reilly	3	0	1	1	0	0	0	0
Alex Chiasson	3	0	0	0	-2	2	0	0	Chris Butler	2	0	1	1	0	0	0	0
Leon Draisaitl	3	0	0	0	-3	0	0	0	Jordan Nolan	2	0	1	1	1	0	0	0
Ty Rattie	3	0	0	0	0	0	0	0	Zach Sanford	2	0	1	1	-2	0	0	0
Kevin Gravel	2	0	0	0	0	0	0	0	Michael Del Zotto	1	0	1	1	0	0	0	0
Tobias Rieder	2	0	0	0	-1	0	0	0	Robert Bortuzzo	3	0	0	0	1	0	0	0
Drake Caggiula	1	0	0	0	0	0	0	0	Colton Parayko	3	0	0	0	1	0	0	0
Colby Cave	1	0	0	0	0	0	0	0	Joel Edmundson	2	0	0	0	0	2	0	0
Sam Gagner	1	0	0	0	0	2	0	0	Alexander Steen	2	0	0	0	1	0	0	0
Joseph Gambardella	1	0	0	0	0	0	0	0	Jordan Kyrou	1	0	0	0	1	0	0	0
Jason Garrison	1	0	0	0	-1	0	0	0									
Patrick Russell	1	0	0	0	0	2	0	0									
Andrej Sekera	1	0	0	0	-1	0	0	0									
Ryan Spooner	1	0	0	0	0	2	0	0									

OILERS GOALTENDERS	GP	MIN	W-L-OT	GA	SA	SV	GAA	SV%
Cam Talbot	2	124	1-1-0	5	59	54	2.42	.915
Mikko Koskinen	1	26	0-1-0	3	20	17	7.00	.850
Anthony Stolarz	1	34	0-0-0	4	24	20	7.03	.833

BLUES GOALTENDERS	GP	MIN	W-L-OT	GA	SA	SV	GAA	SV%
Jake Allen	2	125	1-0-1	3	59	56	1.44	.949
Jordan Binnington	1	60	1-0-0	2	17	15	2.00	.882

GOALS BY PERIOD	1	2	3	OT	TOTAL	SHOTS BY PERIOD	1	2	3	OT	TOTAL
Oilers	0	4	1	0	5	Oilers	18	34	21	3	76
Blues	4	3	6	0	13	Blues	Shots 41	28	33	2	104

POWERPLAY	PPG	ATT	PCT.	PENALTY KILLING	PK	TSH	PCT.
Oilers	0	11	0.0	Oilers	8	11	72.7
Blues	3	11	27.3	Blues	11	11	100.0



**TAMPA BAY LIGHTNING**

AMALIE Arena  
401 Channelside Drive  
Tampa, FL 33602

O: 813-301-6500, F: 813-301-1480  
Website: [www.nhl.com/lightning](http://www.nhl.com/lightning)  
PR Website: [boltspr.tumblr.com](http://boltspr.tumblr.com)  
Twitter: @TBLightning  
Arena Capacity: 19,092

**2019-20 GAMES VS TAMPA BAY**

**AT EDMONTON** – Mar. 20

**AT TAMPA BAY** – Feb. 13

**CLUB DIRECTORY**

Owner, Governor and Chairman.....	Jeff Vinik
CEO .....	Steve Griggs
Vice President, General Manager and Alternate Governor.....	Julien BriseBois
Assistant GM/Director of Player Development .....	Stacy Roest
Assistant GM/Director of Amateur Scouting .....	Al Murray
Assistant GM/Director of Player Personnel .....	Jamie Pushor
Director of Hockey Operations.....	Mathieu Darche

**EDMONTON OILERS VS TAMPA BAY LIGHTNING**

**YEARLY RECORD 1992-93 TO 2018-19**

SEASON											AT EDMONTON					AT TAMPA BAY							
	GP	W	L	T	OTL	GF	GA	PTS	PCT.		W	L	T	OTL	GF	GA	W	L	T	OTL	GF	GA	
1992-93	4	2	2	0	0	7	13	4	0.500		2	0	0	0	6	4	0	2	0	0	2	9	9
1993-94	2	1	0	1	0	7	6	3	0.750		1	0	0	0	3	2	0	0	1	0	4	4	4
1994-95	DID NOT PLAY																						
1995-96	2	1	1	0	0	4	8	2	0.500		0	1	0	0	0	5	1	0	0	0	4	3	3
1996-97	2	1	0	1	0	5	3	3	0.750		1	0	0	0	3	1	0	0	1	0	2	2	2
1997-98	2	2	0	0	0	6	2	4	1.000		1	0	0	0	4	2	1	0	0	0	2	0	0
1998-99	2	1	1	0	0	5	3	2	0.500		0	1	0	0	1	2	1	0	0	0	4	1	1
1999-00	2	2	0	0	0	12	4	4	1.000		1	0	0	0	5	1	1	0	0	0	7	3	3
2000-01	1	1	0	0	0	5	4	2	1.000		0	0	0	0	0	0	1	0	0	0	5	4	4
2001-02	2	2	0	0	0	5	3	4	1.000		1	0	0	0	2	1	1	0	0	0	3	2	2
2002-03	1	0	1	0	0	2	3	0	0.000		0	0	0	0	0	0	0	1	0	0	2	3	3
2003-04	1	0	1	0	0	2	3	0	0.000		0	1	0	0	2	3	0	0	0	0	0	0	0
2004-05	DID NOT PLAY																						
2005-06	DID NOT PLAY																						
2006-07	1	0	1	0	0	1	3	0	0.000		0	1	0	0	1	3	0	0	0	0	0	0	0
2007-08	1	0	1	0	0	3	4	0	0.000		0	0	0	0	0	0	0	1	0	0	3	4	4
2008-09	1	1	0	0	0	5	3	2	1.000		1	0	0	0	5	3	0	0	0	0	0	0	0
2009-10	1	1	0	0	0	3	2	2	1.000		0	0	0	0	0	0	1	0	0	0	3	2	2
2010-11	1	1	0	0	0	4	3	2	1.000		1	0	0	0	4	3	0	0	0	0	0	0	0
2011-12	1	0	0	0	1	2	3	1	0.500		0	0	0	0	0	0	0	0	0	1	2	3	3
2012-13	DID NOT PLAY																						
2013-14	2	1	1	0	0	7	7	2	0.500		1	0	0	0	5	3	0	1	0	0	2	4	4
2014-15	2	1	1	0	0	5	5	2	0.500		1	0	0	0	3	2	0	1	0	0	2	3	3
2015-16	2	0	2	0	0	6	9	0	0.000		0	1	0	0	2	3	0	1	0	0	4	6	6
2016-17	2	1	1	0	0	4	6	2	0.500		1	0	0	0	3	2	0	1	0	0	1	4	4
2017-18	2	1	1	0	0	7	5	2	0.500		1	0	0	0	6	2	0	1	0	0	1	3	3
2018-19	2	0	2	0	0	5	11	0	0.000		0	1	0	0	3	6	0	1	0	0	2	5	5
<b>1992-2019</b>	<b>39</b>	<b>20</b>	<b>16</b>	<b>2</b>	<b>1</b>	<b>113</b>	<b>113</b>	<b>43</b>	<b>0.551</b>		<b>13</b>	<b>6</b>	<b>0</b>	<b>0</b>	<b>58</b>	<b>48</b>	<b>7</b>	<b>10</b>	<b>2</b>	<b>1</b>	<b>55</b>	<b>65</b>	



## EDMONTON OILERS VS TAMPA BAY LIGHTNING

## 2018-19 RESULTS &amp; STATISTICS

\* Overtime \*\* Shootout

<b>AT EDMONTON</b>	<b>SCORE</b>	<b>WINNING GOAL</b>	<b>AT TAMPA BAY</b>	<b>SCORE</b>	<b>WINNING GOAL</b>
22 Dec '18	TBL 6 @ EDM 3	Tyler Johnson	06 Nov '18	EDM 2 @ TBL 5	Yanni Gourde

OILERS	GP	G	A	P	+/-	PIM	PP	SH	LIGHTNING	GP	G	A	P	+/-	PIM	PP	SH
Ryan Nugent-Hopkins	2	1	2	3	-5	0	0	0	Nikita Kucherov	2	3	5	8	5	2	1	0
Connor McDavid	2	0	3	3	-5	2	0	0	Steven Stamkos	2	3	2	5	3	2	1	0
Leon Draisaitl	2	2	0	2	-2	0	2	0	Brayden Point	2	1	3	4	4	4	0	0
Alex Chiasson	1	1	0	1	-2	2	1	0	Tyler Johnson	2	2	1	3	4	0	0	0
Ryan Strome	1	1	0	1	1	2	0	0	Yanni Gourde	2	1	1	2	2	0	0	0
Darnell Nurse	2	0	1	1	-7	0	0	0	J.T. Miller	2	1	1	2	2	2	0	0
Oscar Klefbom	1	0	1	1	1	0	0	0	Braydon Coburn	2	0	1	1	0	0	0	0
Jesse Puljujarvi	1	0	1	1	0	0	0	0	Alex Killorn	2	0	1	1	1	0	0	0
Ty Rattie	1	0	1	1	-2	2	0	0	Ryan McDonagh	2	0	1	1	4	2	0	0
Matt Benning	2	0	0	0	0	2	0	0	Anton Stralman	2	0	1	1	4	2	0	0
Kyle Brodziak	2	0	0	0	0	0	0	0	Erik Cernak	1	0	1	1	2	0	0	0
Drake Caggiula	2	0	0	0	-3	0	0	0	Victor Hedman	1	0	1	1	2	0	0	0
Kevin Gravel	2	0	0	0	0	0	0	0	Ryan Callahan	2	0	0	0	0	2	0	0
Zack Kassian	2	0	0	0	-1	14	0	0	Anthony Cirelli	2	0	0	0	1	0	0	0
Adam Larsson	2	0	0	0	-4	4	0	0	Cedric Paquette	2	0	0	0	0	16	0	0
Milan Lucic	2	0	0	0	0	14	0	0	Mikhail Sergachev	2	0	0	0	0	0	0	0
Tobias Rieder	2	0	0	0	-1	2	0	0	Adam Erne	1	0	0	0	0	0	0	0
Jason Garrison	1	0	0	0	0	0	0	0	Dan Girardi	1	0	0	0	1	0	0	0
Caleb Jones	1	0	0	0	0	0	0	0	Mathieu Joseph	1	0	0	0	-1	0	0	0
Jujhar Khaira	1	0	0	0	0	0	0	0	Slater Koekoek	1	0	0	0	1	0	0	0
Kris Russell	1	0	0	0	-4	0	0	0	Danick Martel	1	0	0	0	0	0	0	0
Ryan Spooner	1	0	0	0	-1	0	0	0	Ondrej Palat	1	0	0	0	0	0	0	0
Kailer Yamamoto	1	0	0	0	0	0	0	0									
Valentin Zykov	1	0	0	0	-1	0	0	0									

<b>OILERS GOALTENDERS</b>	<b>GP</b>	<b>MIN</b>	<b>W-L-OT</b>	<b>GA</b>	<b>SA</b>	<b>SV</b>	<b>GAA</b>	<b>SV%</b>
Mikko Koskinen	2	119	0-2-0	10	79	69	5.03	.873

<b>LIGHTNING GOALTENDERS</b>	<b>GP</b>	<b>MIN</b>	<b>W-L-OT</b>	<b>GA</b>	<b>SA</b>	<b>SV</b>	<b>GAA</b>	<b>SV%</b>
Andrei Vasilevskiy	2	120	2-0-0	5	63	58	2.50	.921

<b>GOALS BY PERIOD</b>	<b>1</b>	<b>2</b>	<b>3</b>	<b>OT</b>	<b>TOTAL</b>	<b>SHOTS BY PERIOD</b>	<b>1</b>	<b>2</b>	<b>3</b>	<b>OT</b>	<b>TOTAL</b>
Oilers	1	2	2	0	5	Oilers	19	26	18	0	63
Lightning	3	4	4	0	11	Lightning	31	23	26	0	80

<b>POWERPLAY</b>	<b>PPG</b>	<b>ATT</b>	<b>PCT.</b>	<b>PENALTY KILLING</b>	<b>PK</b>	<b>TSH</b>	<b>PCT.</b>
Oilers	3	7	42.9	Oilers	6	8	75.0
Lightning	2	8	25.0	Lightning	4	7	57.1



**TORONTO MAPLE LEAFS**

Scotiabank Arena  
40 Bay St.  
Toronto, ON M5J 2X2

Website: [www.nhl.com/mapleleafs](http://www.nhl.com/mapleleafs)  
Twitter: @MapleLeafs  
PR Twitter: @LeafsPR  
Arena Capacity: 18,819

**2019-20 GAMES VS TORONTO**

**AT EDMONTON** – Dec. 14

**AT TORONTO** – Jan. 6

**CLUB DIRECTORY**

Chairman of the Board, MLSE/Governor ..... Larry Tanenbaum, O.C.  
 President and CEO, MLSE..... Michael Frisidahl  
 President and Alternate Governor..... Brendan Shanahan  
 General Manager..... Kyle Dubas  
 Assistant General Managers ..... Laurence Gilman, Brandon Pridham  
 Head Coach..... Mike Babcock

**EDMONTON OILERS VS TORONTO MAPLE LEAFS**

**YEARLY RECORD 1979-80 TO 2018-19**

SEASON	GP	W	L	T	OTL	GF	GA	PTS	PCT.	AT EDMONTON				GF	GA	AT TORONTO				GF	GA	
										W	L	T	OTL			W	L	T	OTL			
1979-80	4	2	1	1	0	23	18	5	0.625	1	1	0	0	11	9	1	1	0	0	12	9	
1980-81	4	2	1	1	0	17	13	5	0.625	1	0	1	0	8	5	1	1	0	0	9	8	
1981-82	3	2	1	0	0	12	12	4	0.667	2	0	0	0	11	5	0	1	0	0	1	7	
1982-83	3	2	0	1	0	16	10	5	0.833	0	0	1	0	6	6	2	0	0	0	10	4	
1983-84	3	2	1	0	0	16	15	4	0.667	2	0	0	0	13	7	0	1	0	0	3	8	
1984-85	3	2	0	1	0	19	8	5	0.833	0	0	1	0	3	3	2	0	0	0	16	5	
1985-86	3	2	1	0	0	25	17	4	0.667	2	0	0	0	16	6	0	1	0	0	9	11	
1986-87	3	2	1	0	0	18	10	4	0.667	1	0	0	0	9	2	1	1	0	0	9	8	
1987-88	3	2	0	1	0	15	10	5	0.833	1	0	1	0	9	6	1	0	0	0	6	4	
1988-89	3	3	0	0	0	23	5	6	1.000	1	0	0	0	9	1	2	0	0	0	14	4	
1989-90	3	1	2	0	0	12	12	2	0.333	1	1	0	0	10	9	0	1	0	0	2	3	
1990-91	3	2	1	0	0	9	6	4	0.667	1	0	0	0	3	2	1	1	0	0	6	4	
1991-92	3	1	2	0	0	14	17	2	0.333	0	1	0	0	2	5	1	1	0	0	12	12	
1992-93	3	0	2	1	0	7	13	1	0.167	0	1	1	0	5	9	0	1	0	0	2	4	
1993-94	4	1	2	1	0	15	14	3	0.375	1	1	0	0	8	6	0	1	1	0	7	8	
1994-95	4	2	2	0	0	17	14	4	0.500	1	1	0	0	10	9	1	1	0	0	7	5	
1995-96	4	0	3	1	0	10	19	1	0.125	0	1	1	0	6	7	0	2	0	0	4	12	
1996-97	4	3	1	0	0	17	17	6	0.750	2	0	0	0	10	8	1	1	0	0	7	9	
1997-98	4	2	2	0	0	11	13	4	0.500	2	0	0	0	6	4	0	2	0	0	5	9	
1998-99	3	0	3	0	0	5	11	0	0.000	0	2	0	0	3	8	0	1	0	0	2	3	
1999-00	3	0	2	0	1	4	10	1	0.167	0	1	0	1	2	5	0	1	0	0	2	5	
2000-01	3	1	2	0	0	8	8	2	0.333	1	1	0	0	5	4	0	1	0	0	3	4	
2001-02	2	1	1	0	0	5	5	2	0.500	1	1	0	0	5	5	0	0	0	0	0	0	
2002-03	3	2	1	0	0	10	9	4	0.667	1	1	0	0	5	5	1	0	0	0	5	4	
2003-04	2	1	1	0	0	4	6	2	0.500	1	0	0	0	3	2	0	1	0	0	1	4	
2004-05										DID NOT PLAY												
2005-06	1	0	1	0	0	2	3	0	0.000	0	1	0	0	2	3	0	0	0	0	0	0	
2006-07	1	0	1	0	0	3	4	0	0.000	0	0	0	0	0	0	0	1	0	0	3	4	
2007-08										DID NOT PLAY												
2008-09	2	1	1	0	0	6	6	2	0.500	0	1	0	0	2	5	1	0	0	0	4	1	
2009-10	2	1	1	0	0	7	7	2	0.500	1	0	0	0	3	1	0	1	0	0	4	6	
2010-11	2	1	1	0	0	6	4	2	0.500	0	1	0	0	1	4	1	0	0	0	5	0	
2011-12	2	0	1	0	1	6	10	1	0.250	0	0	0	1	3	4	0	1	0	0	3	6	
2012-13										DID NOT PLAY												
2013-14	2	0	1	0	1	5	10	1	0.250	0	1	0	0	0	4	0	0	0	1	5	6	
2014-15	2	1	1	0	0	5	6	2	0.500	1	0	0	0	4	1	0	1	0	0	1	5	
2015-16	2	1	1	0	0	5	5	2	0.500	1	0	0	0	5	2	0	1	0	0	0	3	
2016-17	2	0	1	0	1	4	7	1	0.250	0	1	0	0	2	4	0	0	0	1	2	3	
2017-18	2	0	2	0	0	4	7	0	0.000	0	1	0	0	4	6	0	1	0	0	0	1	
2018-19	2	0	2	0	0	4	9	0	0.000	0	1	0	0	2	3	0	1	0	0	2	6	
<b>1979-2019</b>	<b>102</b>	<b>43</b>	<b>47</b>	<b>8</b>	<b>4</b>	<b>389</b>	<b>370</b>	<b>98</b>	<b>0.480</b>	<b>26</b>	<b>20</b>	<b>6</b>	<b>2</b>	<b>206</b>	<b>175</b>	<b>17</b>	<b>27</b>	<b>2</b>	<b>2</b>	<b>183</b>	<b>195</b>	





## EDMONTON OILERS VS TORONTO MAPLE LEAFS

## 2018-19 RESULTS &amp; STATISTICS

\* Overtime \*\* Shootout

<b>AT EDMONTON</b>	<b>SCORE</b>	<b>WINNING GOAL</b>	<b>AT TORONTO</b>	<b>SCORE</b>	<b>WINNING GOAL</b>
09 Mar '19	TOR 3 @ EDM 2	Jake Muzzin	27 Feb '19	EDM 2 @ TOR 6	Andreas Johnsson

OILERS	GP	G	A	P	+/-	PIM	PP	SH	MAPLE LEAFS	GP	G	A	P	+/-	PIM	PP	SH
Leon Draisaitl	2	1	2	3	0	4	1	0	John Tavares	2	2	3	5	1	0	1	0
Connor McDavid	2	0	3	3	0	0	0	0	Mitchell Marner	2	1	2	3	0	0	0	0
Ryan Nugent-Hopkins	2	2	0	2	0	2	0	0	William Nylander	2	1	2	3	2	0	1	0
Darnell Nurse	2	0	2	2	2	2	0	0	Andreas Johnsson	2	2	0	2	0	0	1	0
Oscar Klefbom	2	1	0	1	-1	0	0	0	Patrick Marleau	2	1	1	2	1	0	0	0
Matt Benning	2	0	0	0	-1	2	0	0	Jake Muzzin	2	1	1	2	0	2	0	0
Kyle Brodziak	2	0	0	0	0	0	0	0	Zach Hyman	2	0	2	2	1	2	0	0
Colby Cave	2	0	0	0	-1	2	0	0	Morgan Rielly	2	1	0	1	2	4	1	0
Alex Chiasson	2	0	0	0	-1	2	0	0	Connor Brown	2	0	1	1	1	0	0	0
Josh Currie	2	0	0	0	-1	0	0	0	Tyler Ennis	2	0	1	1	0	0	0	0
Sam Gagner	2	0	0	0	-3	0	0	0	Ron Hainsey	2	0	1	1	1	0	0	0
Zack Kassian	2	0	0	0	3	0	0	0	Kasperii Kapanen	2	0	1	1	0	0	0	0
Adam Larsson	2	0	0	0	-2	0	0	0	Auston Matthews	2	0	1	1	0	2	0	0
Tobias Rieder	2	0	0	0	0	0	0	0	Nikita Zaitsev	2	0	1	1	-1	0	0	0
Kris Russell	2	0	0	0	-1	0	0	0	Nazem Kadri	1	0	1	1	0	0	0	0
Andrej Sekera	2	0	0	0	-1	0	0	0	Frederik Gauthier	2	0	0	0	0	2	0	0
Juhar Khaira	1	0	0	0	-1	0	0	0	Igor Ozhiganov	2	0	0	0	1	0	0	0
Milan Lucic	1	0	0	0	0	0	0	0	Travis Dermott	1	0	0	0	1	0	0	0
Brad Malone	1	0	0	0	0	0	0	0	Martin Marincin	1	0	0	0	0	0	0	0
Ty Rattie	1	0	0	0	0	0	0	0	Trevor Moore	1	0	0	0	0	0	0	0

OILERS GOALTENDERS	GP	MIN	W-L-OT	GA	SA	SV	GAA	SV%
Anthony Stolarz	2	94	0-1-0	5	60	55	3.19	.917
Mikko Koskinen	1	25	0-1-0	4	16	12	9.69	.750

MAPLE LEAFS GOALTENDERS	GP	MIN	W-L-OT	GA	SA	SV	GAA	SV%
Frederik Andersen	2	120	2-0-0	4	69	65	2.00	.942

GOALS BY PERIOD	1	2	3	OT	TOTAL	SHOTS BY PERIOD	1	2	3	OT	TOTAL
Oilers	1	0	3	0	4	Oilers	26	16	27	0	69
Maple Leafs	2	5	2	0	9	Maple Leafs	26	26	24	0	76

POWERPLAY	PPG	ATT	PCT.	PENALTY KILLING	PK	TSH	PCT.
Oilers	1	6	16.7	Oilers	3	7	42.9
Maple Leafs	4	7	57.1	Maple Leafs	5	6	83.3



**VANCOUVER CANUCKS**

Rogers Arena  
800 Griffiths Way  
Vancouver, BC V6B 6G1

O: 604-899-4700

Website: [www.nhl.com/canucks](http://www.nhl.com/canucks)

PR Website: [www.nhl.com/canucks/mediarelations](http://www.nhl.com/canucks/mediarelations)

Twitter: @Canucks

PR Twitter: @CanucksPR

Arena Capacity: 18,870

**2019-20 GAMES VS VANCOUVER**

**AT EDMONTON** – Oct. 2, Nov. 30

**AT VANCOUVER** – Dec. 1, Dec. 23

**CLUB DIRECTORY**

Chairman, VCLP/Governor, NHL.....	Francesco Aquilini
Alternate Governors, NHL.....	Roberto Aquilini, Paolo Aquilini
Chief Operating Officer/Alternate Governor, NHL.....	Trent Carroll
President, AIG Hospitality & Live Entertainment/Alternate Governor, NHL.....	Michael Doyle
General Manager.....	Jim Benning
Assistant General Manager.....	John Weisbrod
Senior Advisor to the General Manager.....	Stan Smyl
Vice President/General Counsel.....	Chris Gear
Utica Comets General Manager/Senior Director of Player Development.....	Ryan Johnson
Senior Director, Hockey Operations & Analytics.....	Jonathan Wall

**EDMONTON OILERS VS VANCOUVER CANUCKS**

**YEARLY RECORD 1979-80 TO 2018-19**

SEASON											AT EDMONTON				AT VANCOUVER							
	GP	W	L	T	OTL	GF	GA	PTS	PCT.	W	L	T	OTL	GF	GA	W	L	T	OTL	GF	GA	
1979-80	4	1	2	1	0	11	17	3	0.375	0	1	1	0	6	9	1	1	0	0	5	8	
1980-81	4	2	2	0	0	19	13	4	0.500	1	1	0	0	9	7	1	1	0	0	10	6	
1981-82	8	5	2	1	0	36	25	11	0.688	4	0	0	0	26	10	1	2	1	0	10	15	
1982-83	8	5	2	1	0	42	25	11	0.688	2	1	1	0	18	13	3	1	0	0	24	12	
1983-84	8	6	1	1	0	51	32	13	0.813	3	0	1	0	29	16	3	1	0	0	22	16	
1984-85	8	3	3	2	0	38	28	8	0.500	3	1	0	0	22	8	0	2	2	0	16	20	
1985-86	8	7	0	1	0	51	23	15	0.938	3	0	1	0	31	12	4	0	0	0	20	11	
1986-87	8	7	0	1	0	44	23	15	0.938	4	0	0	0	19	9	3	0	1	0	25	14	
1987-88	8	7	0	1	0	46	27	15	0.938	4	0	0	0	25	15	3	0	1	0	21	12	
1988-89	8	3	5	0	0	23	30	6	0.375	2	2	0	0	11	13	1	3	0	0	12	17	
1989-90	8	6	1	1	0	32	19	13	0.813	3	1	0	0	18	13	3	0	1	0	14	6	
1990-91	8	5	3	0	0	41	34	10	0.625	4	0	0	0	23	14	1	3	0	0	18	20	
1991-92	7	5	2	0	0	35	26	10	0.714	2	1	0	0	15	9	3	1	0	0	20	17	
1992-93	7	2	5	0	0	19	32	4	0.286	2	1	0	0	12	9	0	4	0	0	7	23	
1993-94	7	3	4	0	0	26	25	6	0.429	2	2	0	0	15	11	1	2	0	0	11	14	
1994-95	5	1	3	1	0	14	24	3	0.300	0	2	0	0	3	10	1	1	1	0	11	14	
1995-96	6	2	2	2	0	21	20	6	0.500	1	1	1	0	10	9	1	1	1	0	11	11	
1996-97	5	2	2	1	0	19	12	5	0.500	1	1	1	0	8	7	1	1	0	0	11	5	
1997-98	5	1	4	0	0	12	20	2	0.200	1	1	0	0	6	8	0	3	0	0	6	12	
1998-99	6	5	0	1	0	20	9	11	0.917	3	0	0	0	12	6	2	0	1	0	8	3	
1999-00	6	3	1	1	1	20	19	8	0.667	1	1	1	0	8	8	2	0	0	1	12	11	
2000-01	5	2	2	0	1	16	18	5	0.500	1	1	0	1	10	11	1	1	0	0	6	7	
2001-02	5	2	1	2	0	12	10	6	0.600	1	1	0	0	6	6	1	0	2	0	6	4	
2002-03	5	0	2	1	2	13	20	3	0.300	0	2	0	1	7	13	0	0	1	1	6	7	
2003-04	6	2	3	0	1	15	20	5	0.417	1	1	0	1	7	10	1	2	0	0	8	10	
2004-05	DID NOT PLAY																					
2005-06	8	6	1	0	1	31	27	13	0.813	3	1	0	0	13	11	3	0	0	1	18	16	
2006-07	8	2	5	0	1	17	24	5	0.313	1	3	0	0	7	14	1	2	0	1	10	10	
2007-08	8	4	4	0	0	16	23	8	0.500	2	2	0	0	10	14	2	2	0	0	6	9	
2008-09	6	3	3	0	0	18	19	6	0.500	2	1	0	0	10	7	1	2	0	0	8	12	
2009-10	6	2	3	0	1	11	19	5	0.417	2	0	0	1	7	6	0	3	0	0	4	13	
2010-11	6	2	4	0	0	13	16	4	0.333	1	2	0	0	6	6	1	2	0	0	7	10	
2011-12	6	1	4	0	1	13	22	3	0.250	1	2	0	0	8	11	0	2	0	1	5	11	
2012-13	5	3	1	0	1	16	11	7	0.700	2	0	0	1	13	5	1	1	0	0	3	6	
2013-14	5	2	3	0	0	12	16	4	0.400	1	1	0	0	6	4	1	2	0	0	6	12	
2014-15	5	0	3	0	2	15	21	2	0.200	0	3	0	0	6	10	0	0	0	2	9	11	
2015-16	5	3	0	0	2	14	9	8	0.800	2	0	0	0	8	2	1	0	0	2	6	7	
2016-17	5	4	0	0	1	14	7	9	0.900	2	0	0	1	9	5	2	0	0	0	5	2	
2017-18	4	2	2	0	0	11	9	4	0.500	2	0	0	0	8	4	0	2	0	0	3	5	
2018-19	4	2	2	0	0	10	12	4	0.500	1	1	0	0	5	6	1	1	0	0	5	6	
<b>1979-2019</b>	<b>244</b>	<b>123</b>	<b>87</b>	<b>19</b>	<b>15</b>	<b>887</b>	<b>786</b>	<b>280</b>	<b>0.574</b>	<b>71</b>	<b>38</b>	<b>7</b>	<b>6</b>	<b>472</b>	<b>361</b>	<b>52</b>	<b>49</b>	<b>12</b>	<b>9</b>	<b>415</b>	<b>425</b>	



## EDMONTON OILERS VS VANCOUVER CANUCKS

## 2018-19 RESULTS &amp; STATISTICS

\* Overtime \*\* Shootout

AT EDMONTON	SCORE	WINNING GOAL	AT VANCOUVER	SCORE	WINNING GOAL
07 Mar '19	VAN 2 @ EDM 3	Ryan Nugent-Hopkins	16 Jan '19	** EDM 3 @ VAN 2	Alex Chiasson
27 Dec '18	VAN 4 @ EDM 2	Elias Pettersson	16 Dec '18	EDM 2 @ VAN 4	Elias Pettersson

OILERS	GP	G	A	P	+/-	PIM	PP	SH	CANUCKS	GP	G	A	P	+/-	PIM	PP	SH
Connor McDavid	4	1	5	6	0	6	1	0	Brock Boeser	4	2	4	6	1	0	1	0
Ryan Nugent-Hopkins	4	3	2	5	0	0	1	0	Elias Pettersson	3	2	2	4	-1	0	1	0
Leon Draisaitl	4	1	3	4	0	4	1	0	Alexander Edler	4	2	1	3	0	4	1	0
Alex Chiasson	4	2	0	2	1	0	0	0	Bo Horvat	4	1	2	3	2	0	0	0
Jujhar Khaira	3	1	1	2	1	0	0	1	Antoine Roussel	4	1	2	3	2	4	0	0
Darnell Nurse	4	0	2	2	-2	2	0	0	Nikolay Goldobin	3	0	3	3	2	0	0	0
Zack Kassian	4	1	0	1	0	0	0	0	Jay Beagle	4	1	1	2	1	0	0	0
Adam Larsson	4	0	1	1	-2	2	0	0	Markus Granlund	4	1	1	2	1	0	0	0
Sam Gagner	1	0	1	1	0	0	0	0	Ben Hutton	3	0	2	2	1	2	0	0
Matt Benning	4	0	0	0	0	2	0	0	Tyler Motte	4	1	0	1	-1	0	0	0
Kyle Brodziak	4	0	0	0	-2	0	0	0	Brandon Sutter	1	1	0	1	0	0	1	0
Milan Lucic	4	0	0	0	-2	0	0	0	Derrick Pouliot	4	0	1	1	0	2	0	0
Tobias Rieder	4	0	0	0	-1	0	0	0	Ashton Sautner	1	0	1	1	1	0	0	0
Caleb Jones	3	0	0	0	-2	4	0	0	Loui Eriksson	4	0	0	0	-1	4	0	0
Jesse Puljujarvi	3	0	0	0	-1	2	0	0	Josh Leivo	4	0	0	0	-1	0	0	0
Colby Cave	2	0	0	0	-1	0	0	0	Adam Gaudette	3	0	0	0	0	0	0	0
Kevin Gravel	2	0	0	0	-1	2	0	0	Erik Gudbranson	3	0	0	0	1	0	0	0
Kris Russell	2	0	0	0	2	0	0	0	Troy Stecher	3	0	0	0	0	2	0	0
Ryan Spooner	2	0	0	0	0	0	0	0	Christopher Tanev	3	0	0	0	3	0	0	0
Drake Caggiula	1	0	0	0	0	0	0	0	Jake Virtanen	3	0	0	0	0	2	0	0
Josh Currie	1	0	0	0	-1	0	0	0	Alex Biega	2	0	0	0	-2	0	0	0
Jason Garrison	1	0	0	0	0	0	0	0	Sven Baertschi	1	0	0	0	-1	0	0	0
Oscar Klefbom	1	0	0	0	-1	2	0	0	Tanner Pearson	1	0	0	0	0	0	0	0
Brandon Manning	1	0	0	0	0	0	0	0	Tim Schaller	1	0	0	0	1	0	0	0
Ty Rattie	1	0	0	0	-1	0	0	0	Luke Schenn	1	0	0	0	1	0	0	0
Andrej Sekera	1	0	0	0	2	2	0	0									
Chris Wideman	1	0	0	0	-1	0	0	0									
Kailer Yamamoto	1	0	0	0	0	0	0	0									
Valentin Zykov	1	0	0	0	0	0	0	0									

OILERS GOALTENDERS	GP	MIN	W-L-OT	GA	SA	SV	GAA	SV%
Mikko Koskinen	4	203	2-2-0	11	94	83	3.26	.883
Cam Talbot	1	37	0-0-0	0	14	14	0.00	1.000
CANUCKS GOALTENDERS	GP	MIN	W-L-OT	GA	SA	SV	GAA	SV%
Jacob Markstrom	3	185	2-0-1	6	84	78	1.95	.929
Thatcher Demko	1	59	0-1-0	3	34	31	3.06	.912

GOALS BY PERIOD	1	2	3	OT	TOTAL	SHOTS BY PERIOD	1	2	3	OT	TOTAL
Oilers	5	3	1	0	9	Oilers	50	36	27	5	118
Canucks	5	4	3	0	12	Canucks	36	36	35	2	109

POWERPLAY	PPG	ATT	PCT.	PENALTY KILLING	PK	TSH	PCT.
Oilers	3	10	30.0	Oilers	10	14	71.4
Canucks	4	14	28.6	Canucks	7	10	70.0



**VEGAS GOLDEN KNIGHTS**

T-Mobile Arena  
 3780 S. Las Vegas Blvd.  
 Las Vegas, NV 89158

O: 702-692-1600

Website: [www.nhl.com/goldenknights](http://www.nhl.com/goldenknights)

Twitter: @GoldenKnights

Arena Capacity: 17,367

**2019-20 GAMES VS VEGAS**

**AT EDMONTON** – Mar. 9, Mar. 31

**AT VEGAS** – Nov. 23, Feb 26

**CLUB DIRECTORY**

Chairman, CEO and Governor.....	Bill Foley
President of Hockey Operations and Alternate Governor.....	George McPhee
President, Business Operations/COO/Alternate Governor.....	Kerry Bubolz
General Manager.....	Kelly McCrimmon
Director of Hockey Operations.....	Misha Donskov

**EDMONTON OILERS VS VEGAS GOLDEN KNIGHTS**

**YEARLY RECORD 2017-18 TO 2018-19**

SEASON	GP	W	L	T	OTL	GF	GA	PTS	PCT.	AT EDMONTON				AT LAS VEGAS				GF	GA		
										W	L	T	OTL	GF	GA	W	L			T	OTL
2017-18	4	3	1	0	0	16	11	6	0.750	2	0	0	0	12	5	1	1	0	0	4	6
2018-19	4	1	3	0	0	9	16	2	0.250	1	1	0	0	5	7	0	2	0	0	4	9
2017-2019	8	4	4	0	0	25	27	8	0.500	3	1	0	0	17	12	1	3	0	0	8	15





## EDMONTON OILERS VS VEGAS GOLDEN KNIGHTS

## 2018-19 RESULTS &amp; STATISTICS

\* Overtime \*\* Shootout

AT EDMONTON	SCORE	WINNING GOAL	AT LAS VEGAS	SCORE	WINNING GOAL
01 Dec '18	VGK 1 @ EDM 2	Ryan Spooner	01 Apr '19	EDM 1 @ VGK 3	Jonathan Marchessault
18 Nov '18	VGK 6 @ EDM 3	Jonathan Marchessault	17 Mar '19	EDM 3 @ VGK 6	Jonathan Marchessault

OILERS	GP	G	A	P	+/-	PIM	PP	SH	GOLDEN KNIGHTS	GP	G	A	P	+/-	PIM	PP	SH
Connor McDavid	4	3	2	5	-3	2	0	0	Jonathan Marchessault	4	5	1	6	3	2	1	0
Leon Draisaitl	4	2	3	5	-6	6	0	0	William Karlsson	4	2	4	6	5	0	0	0
Ryan Nugent-Hopkins	4	1	1	2	-4	2	1	0	Reilly Smith	4	1	4	5	2	0	0	0
Oscar Klefbom	4	0	2	2	-6	0	0	0	Cody Eakin	4	3	0	3	3	0	0	1
Jujhar Khaira	3	0	2	2	0	0	0	0	Alex Tuch	4	1	2	3	2	0	0	0
Drake Caggiula	2	0	2	2	-2	2	0	0	Colin Miller	4	0	3	3	2	4	0	0
Alex Chiasson	4	1	0	1	-4	0	1	0	Shea Theodore	4	0	3	3	3	0	0	0
Kris Russell	4	1	0	1	0	0	0	0	Brayden McNabb	4	1	1	2	5	4	0	0
Ryan Spooner	2	1	0	1	-1	0	0	0	Pierre-Edouard Bellemare	4	1	0	1	3	0	0	1
Matt Benning	4	0	1	1	-1	0	0	0	Max Pacioretty	4	1	0	1	-1	2	0	0
Zack Kassian	4	0	1	1	-3	2	0	0	Mark Stone	2	1	0	1	1	0	0	0
Sam Gagner	2	0	1	1	-1	0	0	0	Ryan Carpenter	4	0	1	1	1	0	0	0
Adam Larsson	4	0	0	0	-4	0	0	0	Ryan Reaves	4	0	1	1	1	0	0	0
Milan Lucic	4	0	0	0	-2	0	0	0	Tomas Nosek	3	0	1	1	1	4	0	0
Darnell Nurse	4	0	0	0	0	2	0	0	Brandon Pirri	1	0	1	1	1	0	0	0
Kyle Brodziak	2	0	0	0	-1	0	0	0	Nate Schmidt	4	0	0	0	5	0	0	0
Colby Cave	2	0	0	0	0	2	0	0	Deryk Engelland	3	0	0	0	2	0	0	0
Josh Currie	2	0	0	0	0	0	0	0	Nick Holden	3	0	0	0	-1	0	0	0
Joseph Gambardella	2	0	0	0	0	0	0	0	William Carrier	2	0	0	0	0	2	0	0
Ty Rattie	2	0	0	0	1	0	0	0	Jon Merrill	2	0	0	0	0	0	0	0
Andrej Sekera	2	0	0	0	-2	0	0	0	Daniel Carr	1	0	0	0	-1	0	0	0
Jason Garrison	1	0	0	0	0	0	0	0	Tomas Hyka	1	0	0	0	0	0	0	0
Kevin Gravel	1	0	0	0	0	0	0	0	Oscar Lindberg	1	0	0	0	1	0	0	0
Brad Malone	1	0	0	0	0	0	0	0	Paul Stastny	1	0	0	0	0	0	0	0
Cooper Marody	1	0	0	0	-1	0	0	0									
Jesse Puljujarvi	1	0	0	0	0	0	0	0									
Tobias Rieder	1	0	0	0	-1	0	0	0									
Patrick Russell	1	0	0	0	0	0	0	0									

OILERS GOALTENDERS	GP	MIN	W-L-OT	GA	SA	SV	GAA	SV%
Mikko Koskinen	3	179	1-2-0	9	96	87	3.02	.906
Cam Talbot	1	60	0-1-0	6	31	25	6.01	.806

GOLDEN KNIGHTS GOALTENDERS	GP	MIN	W-L-OT	GA	SA	SV	GAA	SV%
Malcolm Subban	2	120	2-0-0	4	38	34	2.00	.895
Marc-Andre Fleury	2	118	1-1-0	5	66	61	2.54	.924

GOALS BY PERIOD	1	2	3	OT	TOTAL	SHOTS BY PERIOD	1	2	3	OT	TOTAL
Oilers	4	2	3	0	9	Oilers	44	28	32	0	104
Golden Knights	4	6	6	0	16	Golden Knights	42	45	41	0	128

POWERPLAY	PPG	ATT	PCT.	PENALTY KILLING	PK	TSH	PCT.
Oilers	2	8	25.0	Oilers	9	10	90.0
Golden Knights	1	10	10.0	Golden Knights	6	8	75.0



**WASHINGTON CAPITALS**

Capital One Arena  
601 F St. NW  
Washington, DC 20004

O: 202-628-3200  
Website: [www.nhl.com/capitals](http://www.nhl.com/capitals)  
PR Website: [www.capitalstoday.com](http://www.capitalstoday.com)  
Twitter: @Capitals  
PR Twitter: @CapitalsPR  
Arena Capacity: 18,573

**2019-20 GAMES VS WASHINGTON**

**AT EDMONTON** – Oct. 24  
**AT WASHINGTON** – Mar. 16

**CLUB DIRECTORY**

Chairman, Majority Owner and Chief Executive Officer ..... Ted Leonsis  
Vice Chairman and President/Chief Operating Officer ..... Dick M. Patrick  
Senior Vice President and General Manager ..... Brian MacLellan

**EDMONTON OILERS VS WASHINGTON CAPITALS**

**YEARLY RECORD 1979-80 TO 2018-19**

SEASON	GP	W	L	T	OTL	GF	GA	PTS	PCT.	AT EDMONTON				AT WASHINGTON				GF	GA		
										W	L	T	OTL	GF	GA	W	L			T	OTL
1979-80	4	3	1	0	0	22	13	6	0.750	1	1	0	0	12	8	2	0	0	0	10	5
1980-81	4	1	2	1	0	14	17	3	0.375	1	0	1	0	8	5	0	2	0	0	6	12
1981-82	3	2	0	1	0	15	10	5	0.833	1	0	0	0	5	3	1	0	1	0	10	7
1982-83	3	2	0	1	0	14	9	5	0.833	1	0	1	0	9	6	1	0	0	0	5	3
1983-84	3	2	1	0	0	20	16	4	0.667	1	0	0	0	11	3	1	1	0	0	9	13
1984-85	3	1	0	2	0	14	11	4	0.667	0	0	2	0	6	6	1	0	0	0	8	5
1985-86	3	0	3	0	0	8	15	0	0.000	0	1	0	0	2	5	0	2	0	0	6	10
1986-87	3	1	2	0	0	11	13	2	0.333	1	1	0	0	9	8	0	1	0	0	2	5
1987-88	3	1	2	0	0	5	8	2	0.333	1	0	0	0	3	2	0	2	0	0	2	6
1988-89	3	1	2	0	0	9	16	2	0.333	1	1	0	0	6	11	0	1	0	0	3	5
1989-90	3	2	1	0	0	13	11	4	0.667	0	1	0	0	3	4	2	0	0	0	10	7
1990-91	3	0	3	0	0	6	12	0	0.000	0	2	0	0	3	6	0	1	0	0	3	6
1991-92	2	0	2	0	0	7	12	0	0.000	0	1	0	0	5	6	0	1	0	0	2	6
1992-93	2	1	1	0	0	7	6	2	0.500	1	0	0	0	4	2	0	1	0	0	3	4
1993-94	2	0	1	1	0	4	5	1	0.250	0	1	0	0	2	3	0	0	1	0	2	2
1994-95	DID NOT PLAY																				
1995-96	2	0	2	0	0	4	8	0	0.000	0	1	0	0	1	2	0	1	0	0	3	6
1996-97	2	2	0	0	0	7	2	4	1.000	1	0	0	0	4	1	1	0	0	0	3	1
1997-98	2	1	1	0	0	5	4	2	0.500	1	0	0	0	4	2	0	1	0	0	1	2
1998-99	2	1	1	0	0	11	6	2	0.500	1	0	0	0	8	2	0	1	0	0	3	4
1999-00	1	1	0	0	0	6	2	2	1.000	1	0	0	0	6	2	0	0	0	0	0	0
2000-01	1	0	1	0	0	0	4	0	0.000	0	0	0	0	0	0	0	1	0	0	0	4
2001-02	2	1	1	0	0	6	5	2	0.500	1	0	0	0	4	1	0	1	0	0	2	4
2002-03	1	1	0	0	0	5	3	2	1.000	1	0	0	0	5	3	0	0	0	0	0	0
2003-04	1	0	1	0	0	0	1	0	0.000	0	0	0	0	0	0	0	1	0	0	0	1
2004-05	DID NOT PLAY																				
2005-06	DID NOT PLAY																				
2006-07	1	1	0	0	0	4	0	2	1.000	1	0	0	0	4	0	0	0	0	0	0	0
2007-08	1	0	0	0	1	4	5	1	0.500	0	0	0	0	0	0	0	0	0	1	4	5
2008-09	1	1	0	0	0	5	2	2	1.000	0	0	0	0	0	0	1	0	0	0	5	2
2009-10	1	0	1	0	0	2	4	0	0.000	0	1	0	0	2	4	0	0	0	0	0	0
2010-11	1	0	1	0	0	0	5	0	0.000	0	0	0	0	0	0	0	1	0	0	0	5
2011-12	1	1	0	0	0	2	1	2	1.000	1	0	0	0	2	1	0	0	0	0	0	0
2012-13	DID NOT PLAY																				
2013-14	2	0	2	0	0	3	8	0	0.000	0	1	0	0	1	4	0	1	0	0	2	4
2014-15	2	2	0	0	0	8	6	4	1.000	1	0	0	0	3	2	1	0	0	0	5	4
2015-16	2	0	2	0	0	4	8	0	0.000	0	1	0	0	4	7	0	1	0	0	0	1
2016-17	2	1	1	0	0	5	3	2	0.500	1	0	0	0	4	1	0	1	0	0	1	2
2017-18	2	0	1	0	1	3	7	1	0.250	0	1	0	0	2	5	0	0	0	1	1	2
2018-19	2	1	1	0	0	6	5	2	0.500	1	0	0	0	4	1	0	1	0	0	2	4
<b>1979-2019</b>	<b>76</b>	<b>31</b>	<b>37</b>	<b>6</b>	<b>2</b>	<b>259</b>	<b>263</b>	<b>70</b>	<b>0.461</b>	<b>20</b>	<b>14</b>	<b>4</b>	<b>0</b>	<b>146</b>	<b>116</b>	<b>11</b>	<b>23</b>	<b>2</b>	<b>2</b>	<b>113</b>	<b>147</b>



## EDMONTON OILERS VS WASHINGTON CAPITALS

## 2018-19 RESULTS &amp; STATISTICS

\* Overtime \*\* Shootout

<b>AT EDMONTON</b>	<b>SCORE</b>	<b>WINNING GOAL</b>	<b>AT WASHINGTON</b>	<b>SCORE</b>	<b>WINNING GOAL</b>
25 Oct '18	WSH 1 @ EDM 4	Ryan Nugent-Hopkins	05 Nov '18	EDM 2 @ WSH 4	T.J. Oshie

OILERS	GP	G	A	P	+/-	PIM	PP	SH	CAPITALS	GP	G	A	P	+/-	PIM	PP	SH
Ryan Nugent-Hopkins	2	1	3	4	2	0	0	1	John Carlson	2	0	3	3	0	0	0	0
Connor McDavid	2	2	0	2	0	0	1	0	Devante Smith-Pelly	2	1	1	2	1	2	0	0
Adam Larsson	2	0	2	2	0	2	0	0	Travis Boyd	1	0	2	2	2	0	0	0
Tobias Rieder	2	0	2	2	1	0	0	0	Andre Burakovsky	2	1	0	1	0	0	0	0
Alex Chiasson	2	1	0	1	2	0	0	0	T.J. Oshie	2	1	0	1	-1	0	0	0
Leon Draisaitl	2	1	0	1	2	2	0	0	Alex Ovechkin	2	1	0	1	-3	2	1	0
Evan Bouchard	1	1	0	1	-1	0	1	0	Jakub Vrana	2	1	0	1	1	0	0	0
Oscar Klefbom	2	0	1	1	-1	0	0	0	Nicklas Backstrom	2	0	1	1	-1	2	0	0
Kailer Yamamoto	1	0	1	1	0	0	0	0	Evgeny Kuznetsov	2	0	1	1	-3	0	0	0
Kyle Brodziak	2	0	0	0	-2	0	0	0	Nic Dowd	1	0	1	1	1	0	0	0
Drake Caggiula	2	0	0	0	-2	0	0	0	Brett Connolly	2	0	0	0	0	0	0	0
Jujhar Khaira	2	0	0	0	-1	0	0	0	Christian Djoos	2	0	0	0	1	0	0	0
Milan Lucic	2	0	0	0	-1	2	0	0	Lars Eller	2	0	0	0	-2	0	0	0
Darnell Nurse	2	0	0	0	2	0	0	0	Dmitrij Jaskin	2	0	0	0	1	0	0	0
Kris Russell	2	0	0	0	1	0	0	0	Michal Kempny	2	0	0	0	2	4	0	0
Ryan Strome	2	0	0	0	0	0	0	0	Matt Niskanen	2	0	0	0	-1	2	0	0
Matt Benning	1	0	0	0	0	0	0	0	Dmitry Orlov	2	0	0	0	-1	0	0	0
Jason Garrison	1	0	0	0	0	0	0	0	Chandler Stephenson	2	0	0	0	1	0	0	0
Kevin Gravel	1	0	0	0	-1	0	0	0	Madison Bowey	1	0	0	0	0	0	0	0
Zack Kassian	1	0	0	0	-2	0	0	0	Brooks Orpik	1	0	0	0	1	0	0	0
Cooper Marody	1	0	0	0	0	0	0	0									
Jesse Puljujarvi	1	0	0	0	0	0	0	0									

OILERS GOALTENDERS	GP	MIN	W-L-OT	GA	SA	SV	GAA	SV%
Cam Talbot	2	118	1-1-0	5	55	50	2.55	.909

CAPITALS GOALTENDERS	GP	MIN	W-L-OT	GA	SA	SV	GAA	SV%
Phoenix Copley	1	60	1-0-0	2	33	31	2.00	.939
Braden Holtby	1	58	0-1-0	3	31	28	3.08	.903

GOALS BY PERIOD	1	2	3	OT	TOTAL	SHOTS BY PERIOD	1	2	3	OT	TOTAL
Oilers	2	2	2	0	6	Oilers	21	24	20	0	65
Capitals	2	3	0	0	5	Capitals	20	19	16	0	55

POWERPLAY	PPG	ATT	PCT.	PENALTY KILLING	PK	TSH	PCT.
Oilers	2	8	25.0	Oilers	2	3	66.7
Capitals	1	3	33.3	Capitals	6	8	75.0



**WINNIPEG JETS**

Bell MTS Place  
300 Portage Ave.  
Winnipeg, MB R3C 5S4

O: 204-926-5599  
Website: [www.nhl.com/jets](http://www.nhl.com/jets)  
PR Website: [www.nhl.com/jets/media](http://www.nhl.com/jets/media)  
Twitter: @NHLJets  
PR Twitter: @WpgJetsPR  
Arena Capacity: 15,294

**2019-20 GAMES VS WINNIPEG**

**AT EDMONTON** – Feb. 29, Mar. 11  
**AT WINNIPEG** – Oct. 20

**CLUB DIRECTORY**

Executive Chairman & Governor..... Mark Chipman  
President & Chief Executive Officer..... John Olfert  
President, True North Real Estate Development ..... Jim Ludlow  
Executive Vice President & General Manager ..... Kevin Cheveldayoff  
Senior Vice President & Assistant General Manager..... Craig Heisinger  
Vice President & Assistant General Manager ..... Larry Simmons

**EDMONTON OILERS VS WINNIPEG JETS**

**YEARLY RECORD 1999-00 TO 2018-19**

SEASON						AT EDMONTON				AT WINNIPEG												
	GP	W	L	T	OTL	GF	GA	PTS	PCT.	W	L	T	OTL	GF	GA	W	L	T	OTL	GF	GA	
1999-00	2	2	0	0	0	8	4	4	1.000	1	0	0	0	5	4	1	0	0	0	0	3	0
2000-01	1	0	1	0	0	1	3	0	0.000	0	1	0	0	1	3	0	0	0	0	0	0	0
2001-02	1	0	1	0	0	2	3	0	0.000	0	0	0	0	0	0	0	1	0	0	2	3	
2002-03	2	1	0	1	0	6	3	3	0.750	0	0	1	0	3	3	1	0	0	0	3	0	
2003-04	1	1	0	0	0	5	1	2	1.000	1	0	0	0	5	1	0	0	0	0	0	0	
2004-05	DID NOT PLAY																					
2005-06	DID NOT PLAY																					
2006-07	1	1	0	0	0	5	1	2	1.000	1	0	0	0	5	1	0	0	0	0	0	0	
2007-08	1	1	0	0	0	4	2	2	1.000	0	0	0	0	0	0	1	0	0	0	4	2	
2008-09	1	0	0	1	3	4	1	0.500	0	0	1	3	4	0	0	0	0	0	0	0	0	
2009-10	1	0	1	0	0	2	3	0	0.000	0	0	0	0	0	0	0	1	0	0	2	3	
2010-11	1	1	0	0	0	5	3	2	1.000	1	0	0	0	5	3	0	0	0	0	0	0	
2011-12	1	1	0	0	0	5	3	2	1.000	0	0	0	0	0	0	1	0	0	0	5	3	
2012-13	DID NOT PLAY																					
2013-14	3	1	1	0	1	12	10	3	0.500	1	1	0	0	10	7	0	0	0	1	2	3	
2014-15	3	0	1	0	2	7	12	2	0.333	0	1	0	0	1	4	0	0	0	2	6	8	
2015-16	3	2	0	0	1	6	4	5	0.833	1	0	0	1	4	3	1	0	0	0	2	1	
2016-17	3	3	0	0	0	12	5	6	1.000	1	0	0	0	3	2	2	0	0	0	9	3	
2017-18	3	0	3	0	0	5	14	0	0.000	0	2	0	0	2	10	0	1	0	0	3	4	
2018-19	3	1	1	0	1	12	13	3	0.500	0	1	0	0	3	4	1	0	0	1	9	9	
<b>1979-2019</b>	<b>31</b>	<b>15</b>	<b>9</b>	<b>1</b>	<b>6</b>	<b>100</b>	<b>88</b>	<b>37</b>	<b>0.597</b>	<b>7</b>	<b>6</b>	<b>1</b>	<b>2</b>	<b>50</b>	<b>49</b>	<b>8</b>	<b>3</b>	<b>0</b>	<b>4</b>	<b>50</b>	<b>39</b>	
WPG 2011-2019	19	8	6	0	5	59	61	21	0.553	3	5	0	1	23	30	5	1	0	4	36	31	
ATL 1999-2011	12	7	3	1	1	41	27	16	0.667	4	1	1	1	27	19	3	2	0	0	14	8	

\* Franchise located in Atlanta from 1999-00 to 2010-11. Moved to Winnipeg for 2011-12 season.



## EDMONTON OILERS VS WINNIPEG JETS

## 2018-19 RESULTS &amp; STATISTICS

\* Overtime \*\* Shootout

AT EDMONTON	SCORE	WINNING GOAL	AT WINNIPEG	SCORE	WINNING GOAL
31 Dec '18	WPG 4 @ EDM 3	Brendan Lemieux	13 Dec '18	* EDM 4 @ WPG 5	Josh Morrissey
			16 Oct '18	* EDM 5 @ WPG 4	Darnell Nurse

OILERS	GP	G	A	P	+/-	PIM	PP	SH
Connor McDavid	3	2	6	8	2	4	2	0
Ryan Nugent-Hopkins	3	1	6	7	3	0	0	0
Leon Draisaitl	3	2	4	6	-1	0	1	0
Darnell Nurse	3	2	1	3	-2	0	0	0
Jesse Puljujarvi	3	1	1	2	-2	0	0	0
Alex Chiasson	1	1	1	2	0	0	1	0
Jujhar Khaira	3	1	0	1	-2	0	0	0
Ty Rattie	2	1	0	1	1	0	0	0
Ryan Spooner	2	1	0	1	1	0	0	0
Oscar Klefbom	1	0	1	1	1	0	0	0
Alexander Petrovic	1	0	1	1	-1	0	0	0
Matt Benning	3	0	0	0	-2	0	0	0
Kyle Brodziak	3	0	0	0	-3	0	0	0
Adam Larsson	3	0	0	0	0	2	0	0
Milan Lucic	3	0	0	0	-1	4	0	0
Tobias Rieder	3	0	0	0	-2	2	0	0
Drake Caggiula	2	0	0	0	-1	0	0	0
Jason Garrison	2	0	0	0	1	2	0	0
Zack Kassian	2	0	0	0	-2	0	0	0
Joseph Gambardella	1	0	0	0	-1	0	0	0
Kevin Gravel	1	0	0	0	-2	0	0	0
Caleb Jones	1	0	0	0	0	0	0	0
Brandon Manning	1	0	0	0	-1	0	0	0
Kris Russell	1	0	0	0	-1	0	0	0
Ryan Strome	1	0	0	0	0	0	0	0
Chris Wideman	1	0	0	0	1	0	0	0
Kailer Yamamoto	1	0	0	0	-1	0	0	0

JETS	GP	G	A	P	+/-	PIM	PP	SH
Mark Scheifele	3	2	2	4	1	0	1	0
Josh Morrissey	3	1	3	4	-5	0	0	0
Blake Wheeler	3	1	2	3	1	0	0	0
Andrew Copp	2	0	3	3	3	2	0	0
Brendan Lemieux	3	2	0	2	1	2	0	0
Adam Lowry	3	2	0	2	0	0	0	0
Nikolaj Ehlers	3	1	1	2	0	0	0	0
Patrik Laine	3	1	1	2	1	2	0	0
Mathieu Perreault	3	1	1	2	0	0	1	0
Brandon Tanev	3	1	1	2	-1	0	0	0
Bryan Little	3	0	2	2	2	0	0	0
Dustin Byfuglien	1	0	2	2	2	0	0	0
Ben Chiarot	3	1	0	1	4	2	0	0
Dmitry Kulikov	3	0	1	1	4	2	0	0
Tyler Myers	3	0	1	1	5	0	0	0
Jack Roslovic	3	0	1	1	1	0	0	0
Jacob Trouba	3	0	1	1	-6	0	0	0
Joe Morrow	2	0	1	1	2	0	0	0
Kyle Connor	3	0	0	0	1	0	0	0
Mason Appleton	1	0	0	0	-1	0	0	0

OILERS GOALTENDERS	GP	MIN	W-L-OT	GA	SA	SV	GAA	SV%
Cam Talbot	2	122	1-0-1	9	73	64	4.44	.877
Mikko Koskinen	1	58	0-1-0	4	36	32	4.13	.889

JETS GOALTENDERS	GP	MIN	W-L-OT	GA	SA	SV	GAA	SV%
Connor Hellebuyck	3	182	2-0-1	12	85	73	3.96	.859

GOALS BY PERIOD	1	2	3	OT	TOTAL
Oilers	3	4	4	1	12
Jets	5	5	2	1	13

SHOTS BY PERIOD	1	2	3	OT	TOTAL
Oilers	30	34	20	1	85
Jets	39	34	35	1	109

POWERPLAY	PPG	ATT	PCT.
Oilers	4	5	80.0
Jets	2	8	25.0

PENALTY KILLING	PK	TSH	PCT.
Oilers	6	8	75.0
Jets	1	5	20.0





## 2019-20 REGULAR SEASON SCHEDULE BREAKDOWN VERSUS OPPONENTS



### ANAHEIM

At Edmonton - Mar. 23, Mar. 29  
At Anaheim - Nov. 10, Feb. 25



### ARIZONA

At Edmonton - Nov. 4, Jan. 18  
At Anaheim - Nov. 24, Feb. 4



### BOSTON

At Edmonton - Feb. 19  
At Boston - Jan. 4



### BUFFALO

At Edmonton - Dec. 8  
At Buffalo - Jan. 2



### CALGARY

At Edmonton - Dec. 27, Jan. 29  
At Calgary - Jan. 11, Feb. 1, Apr. 4



### CAROLINA

At Edmonton - Dec. 10  
At Carolina - Feb. 16



### CHICAGO

At Edmonton - Feb. 11  
At Chicago - Oct. 14, Mar. 5



### COLORADO

At Edmonton - Nov. 14, Mar. 25  
At Colorado - Nov. 27



### COLUMBUS

At Edmonton - Mar. 7  
At Columbus - Oct. 30



### DALLAS

At Edmonton - Nov. 16  
At Dallas - Dec. 16, Mar. 3



### DETROIT

At Edmonton - Oct. 18  
At Detroit - Oct. 29



### FLORIDA

At Edmonton - Oct. 27  
At Florida - Feb. 15



### LOS ANGELES

At Edmonton - Oct. 5, Dec. 6  
At Los Angeles - Nov. 21, Feb. 23



### MINNESOTA

At Edmonton - Feb. 21  
At Minnesota - Oct. 22, Dec. 12



### MONTREAL

At Edmonton - Dec. 21  
At Montreal - Jan. 9



### NASHVILLE

At Edmonton - Jan. 14, Feb. 8  
At Nashville - Mar. 2



### NEW JERSEY

At Edmonton - Nov. 8  
At New Jersey - Oct. 10



### N.Y. ISLANDERS

At Edmonton - Mar. 13  
At N.Y. Islanders - Oct. 8



### N.Y. RANGERS

At Edmonton - Dec. 31  
At N.Y. Rangers - Oct. 12



### OTTAWA

At Edmonton - Dec. 4  
At Ottawa - Mar. 18



### PHILADELPHIA

At Edmonton - Oct. 16  
At Philadelphia - Mar. 15



### PITTSBURGH

At Edmonton - Dec. 20  
At Pittsburgh - Nov. 2



### SAN JOSE

At Edmonton - Feb. 6, Mar. 27  
At San Jose - Nov. 12, Nov. 19



### ST. LOUIS

At Edmonton - Nov. 6, Jan. 31  
At St. Louis - Dec. 18



### TAMPA BAY

At Edmonton - Mar. 20  
At Tampa Bay - Feb. 13



### TORONTO

At Edmonton - Dec. 14  
At Toronto - Jan. 6



### VANCOUVER

At Edmonton - Oct. 2, Nov. 30  
At Vancouver - Dec. 1, Dec. 23



### VEGAS

At Edmonton - Mar. 9, Mar. 31  
At Vegas - Nov. 23, Feb. 26



### WASHINGTON

At Edmonton - Oct. 24  
At Washington - Mar. 16



### WINNIPEG

At Edmonton - Feb. 29, Mar. 11  
At Winnipeg - Oct. 20



EDMONTON OILERS  
RECORDS



# THE EDMONTON OILERS

## BRINGING PROFESSIONAL HOCKEY TO NORTHERN ALBERTA SINCE 1972

The Alberta Oilers joined the World Hockey Association (WHA) in 1972, playing out of the Edmonton Gardens with team captain Al Hamilton. The team name changed to the Edmonton Oilers the following season. The name 'Oilers' was a popular nickname for the Oil Kings, a junior hockey team in the Western Hockey League (WHL), which were previously owned by the Oilers original owner, Bill Hunter. Hunter made the nickname the official name of his professional team.

The Oilers joined the National Hockey League (NHL) for the 1979-80 season, with a young Wayne Gretzky beginning his historic career. Five seasons later, the team captured their first of five Stanley Cups and provided fans with some of the most exciting hockey ever played.

The Oilers returned to the Stanley Cup finals in 2006, falling to the Carolina Hurricanes in seven games. The team won the NHL draft lottery in 2015, selecting forward Connor McDavid first overall.

In 2016-17, the Oilers reached Game 7 of Round 2 of the Stanley Cup playoffs, the team's inaugural season playing in Rogers Place.







## EDMONTON OILERS YEARLY RECORD - 1979-80 TO 2018-19

SEASON	GP	W	L	T	OTL	GF	GA	PTS	PCT.	NHL RANK	FINISHED	PLAYOFF RESULT
1979-80	80	28	39	13	0	301	322	69	0.431	16	4th - Smythe	Lost Preliminary Round
1980-81	80	29	35	16	0	328	327	74	0.463	14	4th - Smythe	Lost Quarter-Final
1981-82	80	48	17	15	0	417	295	111	0.694	2	1st - Smythe	Lost Division Semi-Final
1982-83	80	47	21	12	0	424	315	106	0.663	3	1st - Smythe	Lost Stanley Cup Final
1983-84	80	57	18	5	0	446	314	119	0.744	1	1st - Smythe	WON STANLEY CUP
1984-85	80	49	20	11	0	401	298	109	0.681	2	1st - Smythe	WON STANLEY CUP
1985-86	80	56	17	7	0	426	310	119	0.744	1	1st - Smythe	Lost Division Final
1986-87	80	50	24	6	0	372	284	106	0.663	1	1st - Smythe	WON STANLEY CUP
1987-88	80	44	25	11	0	363	288	99	0.619	3	2nd - Smythe	WON STANLEY CUP
1988-89	80	38	34	8	0	325	306	84	0.525	7	3rd - Smythe	Lost Division Semi-Final
1989-90	80	38	28	14	0	315	283	90	0.563	5	2nd - Smythe	WON STANLEY CUP
1990-91	80	37	37	6	0	272	272	80	0.500	11	3rd - Smythe	Lost Conference Final
1991-92	80	36	34	10	0	295	297	82	0.513	12	3rd - Smythe	Lost Conference Final
1992-93	84	26	50	8	0	242	337	60	0.357	20	5th - Smythe	Out of Playoffs
1993-94	84	25	45	14	0	261	305	64	0.381	23	6th - Pacific	Out of Playoffs
1994-95	48	17	27	4	0	136	183	38	0.396	22	5th - Pacific	Out of Playoffs
1995-96	82	30	44	8	0	240	304	68	0.415	21	5th - Pacific	Out of Playoffs
1996-97	82	36	37	9	0	252	247	81	0.494	13	3rd - Pacific	Lost Conference Semi-Final
1997-98	82	35	37	10	0	215	224	80	0.488	15	3rd - Pacific	Lost Conference Semi-Final
1998-99	82	33	37	12	0	230	226	78	0.476	16	2nd - Northwest	Lost Conference Quarter-Final
1999-00	82	32	26	16	8	226	212	88	0.537	14	2nd - Northwest	Lost Conference Quarter-Final
2000-01	82	39	28	12	3	243	222	93	0.567	12	2nd - Northwest	Lost Conference Quarter-Final
2001-02	82	38	28	12	4	205	182	92	0.561	15	3rd - Northwest	Out of Playoff
2002-03	82	36	26	11	9	231	230	92	0.561	14	4th - Northwest	Lost Conference Quarter-Final
2003-04	82	36	29	12	5	221	208	89	0.543	17	4th - Northwest	Out of Playoffs
2004-05	SEASON CANCELLED - NHL LOCKOUT											
2005-06	82	41	28	-	13	256	251	95	0.579	14	3rd - Northwest	Lost Stanley Cup Final
2006-07	82	32	43	-	7	195	248	71	0.433	25	5th - Northwest	Out of Playoffs
2007-08	82	41	35	-	6	235	251	88	0.537	21	4th - Northwest	Out of Playoffs
2008-09	82	38	35	-	9	234	248	85	0.518	21	4th - Northwest	Out of Playoffs
2009-10	82	27	47	-	8	214	284	62	0.378	30	5th - Northwest	Out of Playoffs
2010-11	82	25	45	-	12	193	269	62	0.378	30	5th - Northwest	Out of Playoffs
2011-12	82	32	40	-	10	212	239	74	0.451	29	5th - Northwest	Out of Playoffs
2012-13	48	19	22	-	7	125	134	45	0.469	24	3rd - Northwest	Out of Playoffs
2013-14	82	29	44	-	9	203	270	67	0.409	28	7th - Pacific	Out of Playoffs
2014-15	82	24	44	-	14	198	283	62	0.378	28	6th - Pacific	Out of Playoffs
2015-16	82	31	43	-	8	203	245	70	0.427	29	7th - Pacific	Out of Playoffs
2016-17	82	47	26	-	9	247	212	103	0.628	8	2nd - Pacific	Lost Second Round
2017-18	82	36	40	-	6	234	263	78	0.476	23	6th - Pacific	Out of Playoffs
2018-19	82	35	38	-	9	232	274	79	0.482	25	7th - Pacific	Out of Playoffs
<b>TOTALS</b>	<b>3108</b>	<b>1397</b>	<b>1293</b>	<b>262</b>	<b>156</b>	<b>10368</b>	<b>10262</b>	<b>3212</b>	<b>0.517</b>			<b>5 STANLEY CUPS</b>

**NOTE:** Goals for and against totals include 73 shootout goals for and 67 shootout goals against



## EDMONTON OILERS YEARLY HOME RECORD - 1979-80 TO 2018-19

SEASON	GP	W	L	T	OTL	GF	GA	PTS	PCT.	NHL RANK
1979-80	40	17	14	9	0	165	145	43	0.538	15
1980-81	40	17	13	10	0	178	151	44	0.550	14
1981-82	40	31	5	4	0	244	138	66	0.825	2
1982-83	40	25	9	6	0	212	148	56	0.700	7
1983-84	40	31	5	4	0	241	135	66	0.825	1
1984-85	40	26	7	7	0	207	136	59	0.738	2
1985-86	40	32	6	2	0	228	141	66	0.825	2
1986-87	40	29	6	5	0	199	124	63	0.788	1
1987-88	40	28	8	4	0	197	126	60	0.750	1
1988-89	40	21	16	3	0	172	150	45	0.563	10
1989-90	40	23	11	6	0	165	130	52	0.650	5*
1990-91	40	22	15	3	0	134	119	47	0.588	10
1991-92	40	22	13	5	0	151	121	49	0.613	11*
1992-93	42	16	21	5	0	132	151	37	0.440	20
1993-94	42	17	22	3	0	147	147	37	0.440	21
1994-95	24	11	12	1	0	69	84	23	0.479	19
1995-96	41	15	21	5	0	118	143	35	0.427	23
1996-97	41	21	16	4	0	124	117	46	0.561	12
1997-98	41	20	16	5	0	103	103	45	0.549	11
1998-99	41	17	19	5	0	113	112	39	0.476	20
1999-00	41	18	11	9	3	118	94	48	0.585	15
2000-01	41	23	9	7	2	124	92	55	0.671	9
2001-02	41	23	14	4	0	110	84	50	0.610	11
2002-03	41	20	12	5	4	111	105	49	0.598	15
2003-04	41	22	12	4	3	123	102	51	0.622	11
2004-05	SEASON CANCELLED - NHL LOCKOUT									
2005-06	41	20	15	0	6	130	128	46	0.561	23
2006-07	41	19	19	0	3	114	127	41	0.500	22
2007-08	41	23	17	0	1	123	115	47	0.573	18
2008-09	41	18	17	0	6	109	114	42	0.512	25
2009-10	41	18	19	0	4	119	132	40	0.488	30
2010-11	41	13	22	0	6	91	125	32	0.390	30
2011-12	41	18	17	0	6	108	113	42	0.512	29
2012-13	24	9	11	0	4	61	71	22	0.458	28
2013-14	41	16	22	0	3	106	135	35	0.427	28
2014-15	41	15	23	0	3	96	125	33	0.402	29
2015-16	41	19	20	0	2	109	114	40	0.488	25
2016-17	41	25	12	0	4	120	100	54	0.659	10
2017-18	41	19	18	0	4	121	141	42	0.512	24
2018-19	41	18	19	0	4	124	133	40	0.488	27
<b>TOTALS</b>	<b>1554</b>	<b>797</b>	<b>564</b>	<b>125</b>	<b>68</b>	<b>5416</b>	<b>4771</b>	<b>1787</b>	<b>0.575</b>	

NOTE: Goals for and against totals include 37 shootout goals for and 30 shootout goals against





## EDMONTON OILERS YEARLY AWAY RECORD - 1979-80 TO 2018-19

SEASON	GP	W	L	T	OTL	GF	GA	PTS	PCT.	NHL RANK
1979-80	40	11	25	4	0	136	177	26	0.325	15
1980-81	40	12	22	6	0	150	176	30	0.375	15
1981-82	40	17	12	11	0	173	157	45	0.563	4
1982-83	40	22	12	6	0	212	167	50	0.625	1
1983-84	40	26	13	1	0	205	179	53	0.663	1
1984-85	40	23	13	4	0	194	162	50	0.625	1
1985-86	40	24	11	5	0	198	169	53	0.663	1
1986-87	40	21	18	1	0	173	160	43	0.538	1
1987-88	40	16	17	7	0	166	162	39	0.488	7
1988-89	40	17	18	5	0	153	156	39	0.488	4
1989-90	40	15	17	8	0	150	153	38	0.475	4*
1990-91	40	15	22	3	0	138	153	33	0.413	12
1991-92	40	14	21	5	0	144	176	33	0.413	11
1992-93	42	10	29	3	0	110	186	23	0.274	22
1993-94	42	8	23	11	0	114	158	27	0.321	23
1994-95	24	6	15	3	0	67	99	15	0.313	22
1995-96	41	15	23	3	0	122	161	33	0.402	17
1996-97	41	15	21	5	0	128	130	35	0.427	15
1997-98	41	15	21	5	0	112	121	35	0.427	18
1998-99	41	16	18	7	0	117	114	39	0.476	8
1999-00	41	14	15	7	5	108	118	40	0.488	15
2000-01	41	16	19	5	1	119	130	38	0.463	18
2001-02	41	15	14	8	4	95	98	42	0.512	14
2002-03	41	16	14	6	5	120	125	43	0.524	10
2003-04	41	14	17	8	2	98	106	38	0.463	15
2004-05	SEASON CANCELLED - NHL LOCKOUT									
2005-06	41	21	13	0	7	126	123	49	0.598	6
2006-07	41	13	24	0	4	81	121	30	0.366	26
2007-08	41	18	18	0	5	112	136	41	0.500	18
2008-09	41	20	18	0	3	125	134	43	0.524	12
2009-10	41	9	28	0	4	95	152	22	0.268	30
2010-11	41	12	23	0	6	102	144	30	0.366	30
2011-12	41	14	23	0	4	104	126	32	0.390	29
2012-13	24	10	11	0	3	64	63	23	0.479	18
2013-14	41	13	22	0	6	97	135	32	0.390	28
2014-15	41	9	21	0	11	102	158	29	0.354	29
2015-16	41	12	23	0	6	94	131	30	0.366	29
2016-17	41	22	14	0	5	127	112	49	0.598	7
2017-18	41	17	22	0	2	113	122	36	0.439	23
2018-19	41	17	19	0	5	108	141	39	0.476	21
<b>TOTALS</b>	<b>1554</b>	<b>600</b>	<b>729</b>	<b>137</b>	<b>88</b>	<b>4952</b>	<b>5491</b>	<b>1425</b>	<b>0.458</b>	

**NOTE:** Goals for and against totals include 36 shootout goals for and 37 shootout goals against



## EDMONTON OILERS VS. OPPONENTS - OVERALL 1979-80 TO 2018-19

OPPONENT	SEASONS	GP	W	L	T	OTL	GF	GA	PTS	PCT.
Anaheim	1993-2019	109	48	52	2	7	263	294	105	0.482
Arizona	1996-2019	91	44	30	3	14	285	279	105	0.577
Boston	1979-2019	77	24	44	6	3	222	281	57	0.370
Buffalo	1979-2019	77	41	24	10	2	275	244	94	0.610
Calgary	1980-2019	238	101	111	18	8	770	816	228	0.479
Carolina	1997-2019	29	11	14	4	0	77	95	26	0.448
Chicago	1979-2019	138	58	64	12	4	457	481	132	0.478
Colorado	1995-2019	120	49	54	6	11	347	390	115	0.479
Columbus	2000-2019	59	34	15	3	7	210	155	78	0.661
Dallas	1993-2019	93	23	56	4	10	229	315	60	0.323
Detroit	1979-2019	131	52	59	13	7	422	470	124	0.473
Florida	1993-2019	34	19	12	3	0	104	87	41	0.603
Los Angeles	1979-2019	212	96	83	30	3	799	758	225	0.531
Minnesota	2000-2019	91	35	42	4	10	208	246	84	0.462
Montreal	1979-2019	87	42	37	4	4	288	278	92	0.529
Nashville	1998-2019	74	27	37	3	7	195	212	64	0.432
New Jersey	1982-2019	66	32	21	7	6	225	209	77	0.583
NY Islanders	1979-2019	78	33	30	14	1	261	264	81	0.519
NY Rangers	1979-2019	76	34	31	9	2	257	263	79	0.520
Ottawa	1992-2019	43	19	16	4	4	128	123	46	0.535
Philadelphia	1979-2019	77	33	34	8	2	241	263	76	0.494
Pittsburgh	1979-2019	78	38	32	4	4	317	273	84	0.538
San Jose	1991-2019	124	53	51	12	8	365	379	126	0.508
St. Louis	1979-2019	137	58	64	11	4	434	464	131	0.478
Tampa Bay	1992-2019	39	20	16	2	1	113	113	43	0.551
Toronto	1979-2019	102	43	47	8	4	389	370	98	0.480
Vancouver	1979-2019	244	123	87	19	15	887	786	280	0.574
Vegas	2017-2019	8	4	4	0	0	25	27	8	0.500
Washington	1979-2019	76	31	37	6	2	259	263	70	0.461
Winnipeg	2011-2019	19	8	6	0	5	59	61	21	0.553
* Winnipeg Jets (1)	1979-1995	111	64	39	8	0	507	420	136	0.613
* Atlanta Flames	1979-1980	4	1	2	1	0	15	20	3	0.375
* Hartford Whalers	1979-1997	49	28	13	8	0	196	173	64	0.653
* Quebec Nordiques	1979-1995	44	30	12	2	0	232	154	62	0.705
* Minnesota North Stars	1979-1993	45	27	7	11	0	200	150	65	0.722
* Colorado Rockies	1979-1982	16	7	7	2	0	66	59	16	0.500
* Atlanta Thrashers	1999-2011	12	7	3	1	1	41	27	16	0.667
<b>TOTALS</b>		<b>3108</b>	<b>1397</b>	<b>1293</b>	<b>262</b>	<b>156</b>	<b>10368</b>	<b>10262</b>	<b>3212</b>	<b>0.517</b>

\* Opponents whose franchises have been relocated

(1) The original Winnipeg Jets, who relocated to Phoenix/ Arizona in 1995

FRANCHISES (TWO CITIES)	SEASONS	GP	W	L	T	OTL	GF	GA	PTS	PCT.
X- WPG1/ ARI	1979-2019	202	108	69	11	14	792	699	241	0.597
X -ATLr/ CGY	1979-2019	242	102	113	19	8	785	836	231	0.477
X -HFD/ CAR	1979-2019	78	39	27	12	0	273	268	90	0.577
X -QUE/ COLa	1979-2019	164	79	66	8	11	579	544	177	0.540
X -MNS/ DAL	1979-2019	138	50	63	15	10	429	465	125	0.453
X -COLr/ NJD	1979-2019	82	39	28	9	6	291	268	93	0.567
X - ATLT/WPG2	1979-2019	31	15	9	1	6	100	88	37	0.597



## EDMONTON OILERS VS. OPPONENTS - ALL-TIME HOME 1979-80 TO 2018-19

OPPONENT	SEASONS	GP	W	L	T	OTL	GF	GA	PTS	PCT.
Anaheim	1993-2019	54	27	22	0	5	122	137	59	0.546
Arizona	1996-2019	46	24	15	2	5	147	134	55	0.598
Boston	1979-2019	38	15	18	3	2	125	124	35	0.461
Buffalo	1979-2019	38	24	11	3	0	142	111	51	0.671
Calgary	1980-2019	119	59	45	9	6	395	373	133	0.559
Carolina	1997-2019	15	7	6	2	0	48	48	16	0.533
Chicago	1979-2019	69	32	30	5	2	238	229	71	0.514
Colorado	1995-2019	59	25	24	4	6	172	187	60	0.508
Columbus	2000-2019	29	21	6	0	2	109	70	44	0.759
Dallas	1993-2019	47	15	22	2	8	132	149	40	0.426
Detroit	1979-2019	65	29	24	10	2	227	225	70	0.538
Florida	1993-2019	16	9	6	1	0	51	41	19	0.594
Los Angeles	1979-2019	107	53	39	15	0	418	358	121	0.565
Minnesota	2000-2019	46	18	21	3	4	108	119	43	0.467
Montreal	1979-2019	46	26	20	0	0	158	140	52	0.565
Nashville	1998-2019	36	14	18	0	4	89	107	32	0.444
New Jersey	1982-2019	32	14	11	5	2	123	109	35	0.547
NY Islanders	1979-2019	38	24	9	5	0	134	103	53	0.697
NY Rangers	1979-2019	37	16	18	3	0	121	120	35	0.473
Ottawa	1992-2019	22	8	10	2	2	61	69	20	0.455
Philadelphia	1979-2019	37	21	9	6	1	130	104	49	0.662
Pittsburgh	1979-2019	39	24	12	1	2	168	125	51	0.654
San Jose	1991-2019	63	30	23	7	3	187	171	70	0.556
St. Louis	1979-2019	68	32	30	4	2	216	224	70	0.515
Tampa Bay	1992-2019	19	13	6	0	0	58	48	26	0.684
Toronto	1979-2019	54	26	20	6	2	206	175	60	0.556
Vancouver	1979-2019	122	71	38	7	6	472	361	155	0.635
Vegas	2017-2019	4	3	1	0	0	17	12	6	0.750
Washington	1979-2019	38	20	14	4	0	146	116	44	0.579
Winnipeg	2011-2019	9	3	5	0	1	23	30	7	0.389
* Winnipeg Jets (1)	1979-1996	56	35	17	4	0	256	189	74	0.661
* Atlanta Flames	1979-1980	2	0	1	1	0	7	9	1	0.250
* Hartford Whalers	1979-1997	25	18	4	3	0	105	73	39	0.780
* Quebec Nordiques	1979-1994	22	17	5	0	0	125	66	34	0.773
* Minnesota North Stars	1979-1993	22	15	1	6	0	114	68	36	0.818
* Colorado Rockies	1979-1982	8	5	2	1	0	39	28	11	0.688
* Atlanta Thrashers	1999-2011	7	4	1	1	1	27	19	10	0.714
<b>TOTALS</b>		<b>1554</b>	<b>797</b>	<b>564</b>	<b>125</b>	<b>68</b>	<b>5416</b>	<b>4771</b>	<b>1787</b>	<b>0.575</b>

FRANCHISES (TWO CITIES)	SEASONS	GP	W	L	T	OTL	GF	GA	PTS	PCT.
X- WPG1/ ARI	1979-2019	102	59	32	6	5	403	323	129	0.632
X -ATL/ CGY	1979-2019	121	59	46	10	6	402	382	134	0.554
X -HFD/ CAR	1979-2019	40	25	10	5	0	153	121	55	0.688
X -QUE/ COLa	1979-2019	81	42	29	4	6	297	253	94	0.588
X -MNS/ DAL	1979-2019	69	30	23	8	8	246	217	76	0.551
X -COLr/ NJD	1979-2019	40	19	13	6	2	162	137	46	0.575
X - ATL/WPG2	1979-2019	16	7	6	1	2	50	49	17	0.531



## EDMONTON OILERS VS. OPPONENTS - ALL-TIME AWAY 1979-80 TO 2018-19

OPPONENT	SEASONS	GP	W	L	T	OTL	GF	GA	PTS	PCT.
Anaheim	1993-2019	55	21	30	2	2	141	157	46	0.418
Arizona	1996-2019	45	20	15	1	9	138	145	50	0.556
Boston	1979-2019	39	9	26	3	1	97	157	22	0.282
Buffalo	1979-2019	39	17	13	7	2	133	133	43	0.551
Calgary	1980-2019	119	42	66	9	2	375	443	95	0.399
Carolina	1997-2019	14	4	8	2	0	29	47	10	0.357
Chicago	1979-2019	69	26	34	7	2	219	252	61	0.442
Colorado	1995-2019	61	24	30	2	5	175	203	55	0.451
Columbus	2000-2019	30	13	9	3	5	101	85	34	0.567
Dallas	1993-2019	46	8	34	2	2	97	166	20	0.217
Detroit	1979-2019	66	23	35	3	5	195	245	54	0.409
Florida	1993-2019	18	10	6	2	0	53	46	22	0.611
Los Angeles	1979-2019	105	43	44	15	3	381	400	104	0.495
Minnesota	2000-2019	45	17	21	1	6	100	127	41	0.456
Montreal	1979-2019	41	16	17	4	4	130	138	40	0.488
Nashville	1998-2019	38	13	19	3	3	106	105	32	0.421
New Jersey	1982-2019	34	18	10	2	4	102	100	42	0.618
NY Islanders	1979-2019	40	9	21	9	1	127	161	28	0.350
NY Rangers	1979-2019	39	18	13	6	2	136	143	44	0.564
Ottawa	1992-2019	21	11	6	2	2	67	54	26	0.619
Philadelphia	1979-2019	40	12	25	2	1	111	159	27	0.338
Pittsburgh	1979-2019	39	14	20	3	2	149	148	33	0.423
San Jose	1991-2019	61	23	28	5	5	178	208	56	0.459
St. Louis	1979-2019	69	26	34	7	2	218	240	61	0.442
Tampa Bay	1992-2019	20	7	10	2	1	55	65	17	0.425
Toronto	1979-2019	48	17	27	2	2	183	195	38	0.396
Vancouver	1979-2019	122	52	49	12	9	415	425	125	0.512
Vegas	2017-2019	4	1	3	0	0	8	15	2	0.250
Washington	1979-2019	38	11	23	2	2	113	147	26	0.342
Winnipeg	2011-2019	10	5	1	0	4	36	31	14	0.700
* Winnipeg (1)	1979-1996	55	29	22	4	0	251	231	62	0.564
* Atlanta Flames	1979-1980	2	1	1	0	0	8	11	2	0.500
* Hartford	1979-1997	24	10	9	5	0	91	100	25	0.521
* Quebec	1979-1995	22	13	7	2	0	107	88	28	0.636
* Minnesota North Stars	1979-1993	23	12	6	5	0	86	82	29	0.630
* Colorado Rockies	1979-1982	8	2	5	1	0	27	31	5	0.313
* Atlanta Thrashers	1999-2011	5	3	2	0	0	14	8	6	0.600
<b>TOTALS</b>		<b>1554</b>	<b>600</b>	<b>729</b>	<b>137</b>	<b>88</b>	<b>4952</b>	<b>5491</b>	<b>1425</b>	<b>0.458</b>

FRANCHISES (TWO CITIES)	SEASONS	GP	W	L	T	OTL	GF	GA	PTS	PCT.
X- WPG1/ ARI	1979-2019	98	49	37	5	9	389	376	108	0.551
X -ATL/ CGY	1979-2019	121	43	67	9	2	383	454	97	0.401
X -HFD/ CAR	1979-2019	38	14	17	7	0	120	147	35	0.461
X -QUE/ COLa	1979-2019	83	37	37	4	5	282	291	83	0.500
X -MNS/ DAL	1979-2019	69	20	40	7	2	183	248	49	0.355
X -COLr/ NJD	1979-2019	42	20	15	3	4	129	131	47	0.560
X - ATL/WPG2	1979-2019	7	8	3	0	4	50	39	20	1.429



## EDMONTON OILERS MONTHLY REGULAR SEASON RECORD - 1979-80 TO 2018-19

SEASON	OCTOBER	NOVEMBER	DECEMBER	JANUARY	FEBRUARY	MARCH	APRIL	MAY	TOTAL
	GP-W-L-T-OTL	GP-W-L-T-OTL	GP-W-L-T-OTL	GP-W-L-T-OTL	GP-W-L-T-OTL	GP-W-L-T-OTL	GP-W-L-T-OTL	GP-W-L-T-OTL	
1979-80	10-1-5-4-0	13-4-7-2-0	12-4-7-1-0	15-6-6-3-0	14-5-7-2-0	13-7-6-0-0	3-1-1-1-0	0-0-0-0-0	80-28-39-13-0
1980-81	9-2-4-3-0	14-4-8-2-0	12-2-9-1-0	14-8-4-2-0	14-5-7-2-0	14-6-3-5-0	3-2-0-1-0	0-0-0-0-0	80-29-35-16-0
1981-82	13-9-4-0-0	13-8-2-3-0	14-8-3-3-0	15-8-3-4-0	11-9-1-1-0	13-5-4-4-0	1-1-0-0-0	0-0-0-0-0	80-48-17-15-0
1982-83	13-4-6-3-0	13-7-3-3-0	13-8-3-2-0	15-10-3-2-0	11-6-4-1-0	13-11-2-0-0	2-1-0-1-0	0-0-0-0-0	80-47-21-12-0
1983-84	12-9-2-1-0	14-10-2-2-0	13-9-3-1-0	13-10-2-1-0	15-9-6-0-0	13-10-3-0-0	0-0-0-0-0	0-0-0-0-0	80-57-18-5-0
1984-85	10-8-0-2-0	14-10-3-1-0	12-7-4-1-0	15-11-2-2-0	12-7-4-1-0	14-5-6-3-0	3-1-1-1-0	0-0-0-0-0	80-49-20-11-0
1985-86	9-8-1-0-0	14-8-3-3-0	14-10-3-1-0	15-10-4-1-0	11-7-3-1-0	14-11-2-1-0	3-2-1-0-0	0-0-0-0-0	80-56-17-7-0
1986-87	12-8-4-0-0	13-6-6-1-0	13-10-2-1-0	14-10-2-2-0	11-4-6-1-0	15-11-4-0-0	2-1-0-1-0	0-0-0-0-0	80-50-24-6-0
1987-88	11-6-5-0-0	13-8-3-2-0	14-9-4-1-0	15-6-5-4-0	11-6-4-1-0	14-8-4-2-0	2-1-0-1-0	0-0-0-0-0	80-44-25-11-0
1988-89	11-5-4-2-0	15-10-4-1-0	12-5-6-1-0	15-5-8-2-0	12-7-5-0-0	14-6-6-2-0	1-0-1-0-0	0-0-0-0-0	80-38-34-8-0
1989-90	12-4-5-3-0	15-8-5-2-0	14-10-3-1-0	13-5-5-3-0	13-5-5-3-0	13-6-5-2-0	1-1-0-0-0	0-0-0-0-0	80-56-28-14-0
1990-91	11-2-7-2-0	12-5-7-0-0	14-11-3-0-0	13-7-5-1-0	14-5-8-1-0	16-7-7-2-0	0-0-0-0-0	0-0-0-0-0	80-37-37-6-0
1991-92	13-5-6-2-0	12-3-7-2-0	14-7-5-2-0	14-5-8-1-0	12-9-3-0-0	13-6-4-3-0	2-1-1-0-0	0-0-0-0-0	80-36-34-10-0
1992-93	12-3-8-1-0	12-5-4-3-0	15-5-9-1-0	14-5-6-3-0	12-5-7-0-0	13-3-10-0-0	6-0-6-0-0	0-0-0-0-0	84-26-50-8-0
1993-94	13-2-10-1-0	13-2-9-2-0	14-7-5-2-0	12-2-7-3-0	13-4-7-2-0	12-5-5-2-0	7-3-2-2-0	0-0-0-0-0	80-25-45-14-0
1994-95	0-0-0-0-0	0-0-0-0-0	0-0-0-0-0	6-2-4-0-0	13-5-6-2-0	13-5-7-1-0	14-5-8-1-0	2-0-2-0-0	48-17-27-4-0
1995-96	10-4-5-1-0	14-3-7-4-0	15-6-8-1-0	11-5-6-0-0	12-4-7-1-0	14-7-6-1-0	6-1-5-0-0	0-0-0-0-0	82-30-44-8-0
1996-97	12-7-5-0-0	14-6-7-1-0	14-4-7-3-0	12-8-3-1-0	12-4-6-2-0	13-6-7-0-0	5-1-2-2-0	0-0-0-0-0	82-36-37-9-0
1997-98	12-5-6-1-0	15-3-7-5-0	13-3-7-3-0	13-7-5-1-0	7-3-4-0-0	14-8-6-0-0	8-6-2-0-0	0-0-0-0-0	82-35-27-10-0
1998-99	9-5-4-0-0	13-7-5-1-0	13-3-8-2-0	11-4-3-4-0	14-4-8-2-0	14-5-7-2-0	8-5-2-1-0	0-0-0-0-0	82-33-37-12-0
1999-00	11-4-3-2-2	12-2-5-4-1	15-6-4-3-2	14-5-3-4-2	13-8-2-2-1	12-4-7-1-0	5-3-2-0-0	0-0-0-0-0	82-32-26-16-8
2000-01	13-6-5-2-0	14-8-5-1-0	13-4-5-3-1	15-7-6-2-0	10-5-3-1-1	13-8-3-1-1	4-1-1-2-0	0-0-0-0-0	82-39-28-12-3
2001-02	14-9-4-1-0	13-7-3-2-1	15-5-6-3-1	14-4-7-3-0	6-1-4-1-0	14-9-2-2-1	6-3-2-0-1	0-0-0-0-0	82-38-28-12-4
2002-03	9-2-4-2-1	15-9-4-2-0	14-6-5-0-3	14-7-3-2-2	12-2-7-1-2	16-10-2-3-1	2-0-1-1-0	0-0-0-0-0	82-36-26-11-9
2003-04	9-4-5-0-0	15-6-6-3-0	13-3-6-4-0	16-7-7-1-1	12-6-3-2-1	16-10-1-2-3	1-0-1-0-0	0-0-0-0-0	82-36-29-12-5
2004-05	SEASON CANCELLED - NHL LOCKOUT								
2005-06	12-5-6-0-1	14-9-5-0-0	14-8-3-0-3	12-6-4-0-2	6-2-2-0-2	16-7-5-0-4	8-4-3-0-1	0-0-0-0-0	82-41-28-0-13
2006-07	11-7-4-0-0	13-6-5-0-2	14-5-9-0-0	13-7-4-0-2	13-5-6-0-2	14-1-12-0-1	4-1-3-0-0	0-0-0-0-0	82-32-43-0-7
2007-08	13-5-8-0-0	13-6-6-0-1	14-5-6-0-3	13-7-5-0-1	12-7-5-0-0	15-10-4-0-1	2-1-1-0-0	0-0-0-0-0	82-41-35-0-6
2008-09	9-4-4-0-1	14-6-7-0-1	13-7-5-0-1	12-8-4-0-0	14-6-6-0-2	15-5-6-0-4	5-2-3-0-0	0-0-0-0-0	82-38-35-0-9
2009-10	14-7-6-0-1	13-3-7-0-3	14-6-8-0-0	12-0-10-0-2	8-3-5-0-0	15-5-9-0-1	6-3-2-0-1	0-0-0-0-0	82-27-47-0-8
2010-11	9-3-4-0-2	14-4-8-0-2	13-5-5-0-3	13-3-9-0-1	14-5-9-0-0	14-3-8-0-3	5-2-2-0-1	0-0-0-0-0	82-25-45-0-12
2011-12	11-7-2-0-2	14-5-8-0-1	12-3-9-0-0	13-4-7-0-2	13-6-6-0-1	15-6-6-0-3	4-1-2-0-1	0-0-0-0-0	82-32-40-0-10
2012-13	0-0-0-0-0	0-0-0-0-0	0-0-0-0-0	7-4-2-0-1	12-4-5-0-3	15-6-6-0-3	14-5-9-0-0	0-0-0-0-0	48-19-22-0-7
2013-14	14-3-9-0-2	13-5-8-0-0	15-5-7-0-3	14-5-8-0-1	5-2-2-0-1	14-6-6-0-2	7-3-4-0-0	0-0-0-0-0	82-29-44-0-9
2014-15	10-4-5-0-1	14-2-9-0-3	14-2-8-0-4	12-5-6-0-1	13-5-7-0-1	13-5-5-0-3	6-1-4-0-1	0-0-0-0-0	82-24-44-0-14
2015-16	12-4-8-0-0	13-4-7-0-2	14-7-6-0-1	11-4-5-0-2	14-4-8-0-2	15-7-8-0-0	3-1-1-0-1	0-0-0-0-0	82-31-43-0-8
2016-17	9-7-2-0-0	15-5-8-0-2	14-7-2-0-5	14-9-4-0-1	12-6-6-0-0	13-9-3-0-1	5-4-1-0-0	0-0-0-0-0	82-47-26-0-9
2017-18	10-3-6-0-1	16-7-8-0-1	13-7-5-0-1	10-5-5-0-0	14-5-8-0-1	16-7-7-0-2	3-2-1-0-0	0-0-0-0-0	82-36-40-0-6
2018-19	11-6-4-0-1	14-6-7-0-1	14-6-7-0-1	11-5-6-0-0	14-4-6-0-4	14-7-5-0-2	4-1-3-0-0	0-0-0-0-0	82-35-38-0-9
TOTALS	415-187-180-33-15	505-217-215-52-21	502-224-204-42-32	505-236-196-52-21	461-199-209-29-24	547-263-209-39-36	171-71-78-15-7	2-0-2-0-0	3108-1397-1293-262-156





## EDMONTON OILERS MONTHLY REGULAR SEASON RECORD - OVERALL

MONTH	GP	W	L	T	OTL	PCT.
OCTOBER	415	187	180	33	15	0.508
NOVEMBER	505	217	215	52	21	0.502
DECEMBER	502	224	204	42	32	0.520
JANUARY	505	236	196	52	21	0.540
FEBRUARY	461	199	209	29	24	0.489
MARCH	547	263	209	39	36	0.549
APRIL	171	71	78	15	7	0.480
MAY	2	0	2	0	0	0.000
<b>TOTALS</b>	<b>3108</b>	<b>1397</b>	<b>1293</b>	<b>262</b>	<b>156</b>	<b>0.517</b>

## EDMONTON OILERS MAN GAMES LOST DUE TO INJURY BY SEASON - 1979-80 TO 2018-19

SEASON	GAMES LOST	SEASON	GAMES LOST	SEASON	GAMES LOST	SEASON	GAMES LOST
1979-80	127	1990-91	114	2001-02	93	2012-13	114
1980-81	189	1991-92	154	2002-03	133	2013-14	299
1981-82	142	1992-93	144	2003-04	187	2014-15	260
1982-83	30	1993-94	182	2004-05	-	2015-16	368
1983-84	101	1994-95	125	2005-06	134	2016-17	355
1984-85	100	1995-96	167	2006-07	286	2017-18	151
1985-86	158	1996-97	149	2007-08	346	2018-19	200
1986-87	110	1997-98	216	2008-09	225	<b>TOTAL</b>	<b>7336</b>
1987-88	68	1998-99	169	2009-10	531	<b>AVG/ SEASON (39)</b>	<b>198</b>
1988-89	188	1999-00	182	2010-11	286		
1989-90	116	2000-01	189	2011-12	248		



## EDMONTON OILERS YEAR-BY-YEAR SPECIAL TEAMS - 1979-80 TO 2018-19

SEASON	POWER PLAY					PENALTY KILLING				PENALTY MINUTES				SHORTHANDED GOALS	
	GP	GF	OPP	PCT.	RK/OA	GA	OPP	PCT.	RK/OA	MINS	AVG.	BMI	RK/OA	F-A	RK/OA
1979-80	80	61	282	21.6	11/21	74	315	76.5	14/21	1528	19.1	16	3/21	11-4	2/4
1980-81	80	77	347	22.2	12/21	85	348	75.6	14/21	1544	19.3	18	14/21	13-7	4/4
1981-82	80	86	341	25.2	4/21	67	371	81.9	1/21	1473	18.4	20	11/21	12-8	4/8
1982-83	80	86	294	29.3	1/21	89	396	77.5	9/21	1771	22.1	28	2/21	22-6	1/2
1983-84	80	81	318	25.5	2/21	77	386	80.1	6/21	1577	19.7	18	7/21	36-12	1/13
1984-85	80	74	293	25.3	2/21	76	353	78.5	9/21	1567	19.6	12	7/21	25-5	1/1
1985-86	80	78	295	26.4	1/21	77	409	81.2	3/21	1928	24.1	28	5/21	27-15	1/17
1986-87	80	79	318	22.0	7/21	74	372	80.1	9/21	1721	21.5	26	14/21	28-8	1/5
1987-88	80	88	402	21.9	7/21	86	447	80.8	7/21	2173	27.2	22	12/21	20-11	2/7
1988-89	80	83	419	19.8	16/21	78	452	82.7	2/21	1931	24.1	20	11/21	27-17	1/19
1989-90	80	84	407	20.6	12/21	82	417	80.3	10/21	2046	25.6	22	9/21	22-6	1/2
1990-91	80	63	361	17.5	17/21	80	388	79.4	15/21	1823	22.8	22	14/21	13-4	6/1
1991-92	80	68	366	18.6	14/22	93	423	78.0	20/22	1907	23.8	24	10/22	12-15	8/20
1992-93	84	66	416	15.9	23/24	106	464	77.2	21/24	2027	24.1	14	6/24	17-10	6/5
1993-94	84	74	402	18.4	15/26	78	401	80.5	20/26	1858	22.1	12	8/26	2-9	26/5
1994-95	48	42	259	16.2	18/26	52	233	77.7	25/26	1183	24.6	12	2/26	8-8	4/21
1995-96	82	72	452	15.9	20/26	80	417	80.8	18/26	1709	20.8	12	9/26	10-12	17/14
1996-97	82	73	406	18.0	6/26	59	338	82.5	18/26	1368	16.7	18	19/26	9-13	16/22
1997-98	82	77	483	15.9	12/26	66	406	83.7	22/26	1690	20.6	10	9/26	10-11	13/15
1998-99	82	63	438	14.4	17/27	67	374	82.1	21/27	1373	16.7	12	11/26	8-10	8/18
1999-00	82	53	336	15.8	17/28	54	369	85.4	10/28	1344	16.4	16	5/28	9-4	7/3
2000-01	82	59	398	14.8	21/30	62	382	83.8	16/30	1287	15.7	10	13/30	13-4	5/2
2001-02	82	51	333	15.3	16/30	50	348	85.6	12/30	1267	15.5	6	10/30	12-7	4/12
2002-03	82	56	386	14.5	19/30	61	351	82.6	19/30	1203	14.7	16	13/30	13-8	1/14
2003-04	82	44	338	13.0	29/30	66	349	81.1	27/30	1220	14.9	22	16/30	13-8	4/13
2004-05	SEASON CANCELLED - NHL LOCKOUT														
2005-06	82	88	485	18.1	14/30	76	478	84.1	8/30	1204	14.7	22	19/30	15-5	4/1
2006-07	82	53	373	14.2	27/30	59	382	84.6	8/30	1263	15.7	22	25/30	6-4	21/2
2007-08	82	57	344	16.6	20/30	56	366	84.7	5/30	1175	14.3	26	19/30	7-10	16/21
2008-09	82	60	354	17.0	21/30	76	338	77.5	27/30	1247	15.0	20	7/30	3-8	29/14
2009-10	82	52	301	17.3	18/30	67	305	78.0	26/30	1115	13.8	9	20/30	6-5	18/10
2010-11	82	44	304	14.5	27/30	82	321	77.0	29/30	1270	15.5	20	28/30	8-2	3/3
2011-12	82	54	262	20.6	3/30	52	296	82.4	14/30	942	11.5	20	18/30	5-8	14/21
2012-13	48	34	169	21.2	13/30	29	175	83.4	9/30	522	10.9	16	12/30	4-1	16/5
2013-14	82	46	271	17.0	21/30	50	280	82.1	15/30	966	11.8	20	22/30	4-13	24/30
2014-15	82	41	232	17.7	21/30	51	219	76.7	28/30	677	8.3	10	27/30	4-7	20/30
2015-16	82	43	237	18.1	18/30	48	254	81.1	18/30	794	9.4	9	16/30	5-6	17/30
2016-17	82	56	245	22.9	5/30	43	223	80.7	17/30	738	9.0	7	12/30	4-5	24/8
2017-18	82	31	210	14.8	31/31	57	245	76.7	25/31	752	9.10	5	22/31	11-5	2/12
2018-19	82	47	222	21.2	9/31	63	246	74.8	31/31	759	9.3	26	26/31	10-7	6/12

### NOTE:

- Rank in penalty minutes is based on most to fewest PIM. For example, in 1979-80 the Oilers were the 3rd most penalized team in the NHL.
- Rank in shorthanded goals (SHG) is based on most SHG for and on fewest SHG against. For example, in 1979-80 the Oilers had the second most shorthanded goals for and the fourth fewest shorthanded goals against.



## EDMONTON OILERS OVERTIME RECORD - 1983-84 TO 2018-19

SEASON	HOME					AWAY					OVERALL					PCT.
	GP	W	L	T	SOL	GP	W	L	T	SOL	GP	W	L	T	SOL	
1983-84	5	1	0	4	—	4	3	0	1	—	9	4	0	5	—	0.722
1984-85	7	0	0	7	—	5	0	1	4	—	12	0	1	11	—	0.458
1985-86	6	3	1	2	—	8	2	1	5	—	14	5	2	7	—	0.607
1986-87	8	2	1	5	—	6	3	2	1	—	14	5	3	6	—	0.571
1987-88	5	0	1	4	—	11	3	1	7	—	16	3	2	11	—	0.531
1988-89	5	1	1	3	—	10	3	2	5	—	15	4	3	8	—	0.533
1989-90	10	3	1	6	—	10	2	0	8	—	20	5	1	14	—	0.600
1990-91	7	2	2	3	—	8	2	3	3	—	15	4	5	6	—	0.467
1991-92	5	0	0	5	—	7	0	2	5	—	12	0	2	10	—	0.417
1992-93	9	2	2	5	—	8	3	2	3	—	17	5	4	8	—	0.529
1993-94	7	0	4	3	—	14	1	2	11	—	21	1	6	14	—	0.381
1994-95	2	1	0	1	—	5	0	2	3	—	7	1	2	4	—	0.429
1995-96	8	2	1	5	—	6	2	1	3	—	14	4	2	8	—	0.571
1996-97	8	1	3	4	—	8	0	3	5	—	16	1	6	9	—	0.344
1997-98	6	0	1	5	—	9	3	1	5	—	15	3	2	10	—	0.533
1998-99	9	0	4	5	—	11	3	1	7	—	20	3	5	12	—	0.450
1999-00	13	1	3	9	—	15	3	5	7	—	28	4	8	16	—	0.429
2000-01	12	3	2	7	—	8	2	1	5	—	20	5	3	12	—	0.550
2001-02	6	2	0	4	—	13	1	4	8	—	19	3	4	12	—	0.474
2002-03	15	6	4	5	—	12	1	5	6	—	27	7	9	11	—	0.463
2003-04	12	5	3	4	—	11	1	2	8	—	23	6	5	12	—	0.522
2005-06	12	6	2	—	4	14	7	2	—	5	26	13	4	—	9	0.673
2006-07	5	2	2	—	1	6	2	2	—	2	11	4	4	—	3	0.500
2007-08	10	9	0	—	1	15	10	2	—	3	25	19	2	—	4	0.840
2008-09	7	1	3	—	3	9	6	2	—	1	16	7	5	—	4	0.563
2009-10	9	5	2	—	2	8	4	0	—	4	17	9	2	—	6	0.706
2010-11	9	3	0	—	6	7	1	3	—	3	16	4	3	—	9	0.531
2011-12	10	4	3	—	3	7	3	0	—	4	17	7	3	—	7	0.618
2012-13	6	2	3	—	1	5	2	1	—	2	11	4	4	—	3	0.500
2013-14	8	5	2	—	1	10	4	4	—	2	18	9	6	—	3	0.583
2014-15	6	3	1	—	2	15	4	6	—	5	21	7	7	—	7	0.500
2015-16	8	6	1	—	1	11	5	4	—	2	19	11	5	—	3	0.658
2016-17	10	6	1	—	3	9	4	3	—	2	19	10	4	—	5	0.658
2017-18	11	7	4	—	0	7	5	1	—	1	18	12	5	—	1	0.694
2018-19	9	4	4	—	1	11	4	5	—	2	20	8	9	—	3	0.475
<b>TOTALS</b>	<b>285</b>	<b>98</b>	<b>62</b>	<b>96</b>	<b>29</b>	<b>323</b>	<b>99</b>	<b>76</b>	<b>110</b>	<b>38</b>	<b>608</b>	<b>197</b>	<b>138</b>	<b>206</b>	<b>67</b>	<b>0.549</b>



## EDMONTON OILERS OVERTIME RECORD VS. OPPONENTS (1983-84 TO 2018-19)

SEASON	HOME					AWAY					OVERALL					PCT.
	GP	W	L	T	SOL	GP	W	L	T	SOL	GP	W	L	T	SOL	
Anaheim	14	8	4	0	2	11	5	4	2	0	25	13	8	2	2	0.600
Arizona*	12	5	2	2	3	22	7	8	4	3	34	12	10	6	6	0.529
Boston	7	3	3	1	0	8	2	4	2	0	15	5	7	3	0	0.433
Buffalo	4	2	0	2	0	12	3	4	5	0	16	5	4	7	0	0.531
Calgary	19	6	3	7	3	14	2	4	7	1	33	8	7	14	4	0.515
Carolina**	6	3	0	3	0	5	0	0	5	0	11	3	0	8	0	0.636
Chicago	12	3	5	4	0	17	9	1	6	1	29	12	6	10	1	0.603
Colorado***	16	4	5	4	3	13	4	2	3	4	29	8	7	7	7	0.517
Columbus	4	2	0	0	2	9	1	1	3	4	13	3	1	3	6	0.577
Dallas^	21	6	5	5	5	12	4	2	6	0	33	10	7	11	5	0.545
Detroit	17	7	1	8	1	11	4	4	2	1	28	11	5	10	2	0.607
Florida	3	2	0	1	0	7	5	0	2	0	10	7	0	3	0	0.850
Los Angeles	20	5	4	11	0	23	7	2	12	2	43	12	6	23	2	0.570
Minnesota	11	4	2	3	2	9	2	2	1	4	20	6	4	4	6	0.550
Montreal	2	2	0	0	0	13	6	3	2	2	15	8	3	2	2	0.667
Nashville	7	3	2	0	2	6	0	2	3	1	13	3	4	3	3	0.462
New Jersey	11	3	3	5	0	10	4	3	2	1	21	7	6	7	1	0.524
NY Islanders	8	3	0	5	0	9	3	0	5	1	17	6	0	10	1	0.676
NY Rangers	7	3	1	3	0	11	4	2	5	0	18	7	3	8	0	0.611
Ottawa	4	0	2	2	0	6	1	1	2	2	10	1	3	4	2	0.400
Philadelphia	8	2	0	5	1	4	0	2	2	0	12	2	2	7	1	0.500
Pittsburgh	4	3	0	0	1	8	1	4	3	0	12	4	4	3	1	0.500
San Jose	14	4	1	7	2	17	7	3	5	2	31	11	4	12	4	0.613
St. Louis	9	4	2	2	1	16	6	4	6	0	25	10	6	8	1	0.580
Tampa Bay	3	3	0	0	0	5	2	0	2	1	8	5	0	2	1	0.813
Toronto	7	1	2	4	0	3	0	2	1	0	10	1	4	5	0	0.350
Vancouver	20	6	8	5	1	31	8	8	11	4	51	14	16	16	5	0.480
Vegas	0	0	0	0	0	1	1	0	0	0	1	1	0	0	0	1.000
Washington	4	1	1	2	0	6	2	1	1	2	10	3	2	3	2	0.550
Winnipeg^^	10	1	3	5	1	5	1	3	0	1	15	2	6	5	2	0.367
<b>TOTALS</b>	<b>284</b>	<b>99</b>	<b>59</b>	<b>96</b>	<b>30</b>	<b>324</b>	<b>101</b>	<b>76</b>	<b>110</b>	<b>37</b>	<b>608</b>	<b>200</b>	<b>135</b>	<b>206</b>	<b>67</b>	<b>0.553</b>

\* Includes results against Winnipeg Jets (1979-95)

\*\* Includes results against Hartford Whalers (1979-97)

\*\*\* Includes results against Quebec Nordiques (1979-95)

^ Includes results against Minnesota North Stars (1979-93)

^^ Includes results against Atlanta Thrashers (1979-2011)



## EDMONTON OILERS SHOOTOUT RECORD— 2005-06 TO 2018-19

### YEAR-BY-YEAR

SEASON	HOME				AWAY				OVERALL			
	SO	W	L	PCT.	SO	W	L	PCT.	SO	W	L	PCT.
2005-06	7	3	4	0.429	9	4	5	0.444	16	7	9	0.438
2006-07	3	2	1	0.667	3	1	2	0.333	6	3	3	0.500
2007-08	9	8	1	0.889	10	7	3	0.700	19	15	4	0.789
2008-09	4	1	3	0.250	6	5	1	0.833	10	6	4	0.600
2009-10	6	4	2	0.667	8	4	4	0.500	14	8	6	0.571
2010-11	8	2	6	0.250	3	0	3	0.000	11	2	9	0.182
2011-12	6	3	3	0.500	6	2	4	0.333	12	5	7	0.417
2012-13	2	1	1	0.500	3	1	2	0.333	5	2	3	0.400
2013-14	2	1	1	0.500	5	3	2	0.600	7	4	3	0.571
2014-15	4	2	2	0.500	8	3	5	0.375	12	5	7	0.417
2015-16	4	3	1	0.750	3	1	2	0.333	7	4	3	0.571
2016-17	5	2	3	0.400	4	2	2	0.500	9	4	5	0.444
2017-18	4	4	0	1.000	2	1	1	0.500	6	5	1	0.833
2018-19	3	1	2	0.333	3	2	1	0.667	6	3	3	0.500
<b>TOTALS</b>	<b>67</b>	<b>37</b>	<b>30</b>	<b>0.552</b>	<b>73</b>	<b>36</b>	<b>37</b>	<b>0.493</b>	<b>140</b>	<b>73</b>	<b>67</b>	<b>0.521</b>

## EDMONTON OILERS SHOOTOUT RECORD VERSUS OPPONENTS ALL-TIME (2005-2019)

### VS OPPONENT

SEASON	HOME				AWAY				OVERALL			
	SO	W	L	PCT.	SO	W	L	PCT.	SO	W	L	PCT.
Anaheim	4	2	2	0.500	2	2	0	1.000	6	4	2	0.667
Arizona	5	2	3	0.400	5	2	3	0.400	10	4	6	0.400
Boston	2	2	0	1.000	0	0	0	n/a	2	2	0	1.000
Buffalo	0	0	0	n/a	0	0	0	n/a	0	0	0	n/a
Calgary	6	3	3	0.500	2	1	1	0.500	8	4	4	0.500
Carolina	0	0	0	n/a	0	0	0	n/a	0	0	0	n/a
Chicago	1	1	0	1.000	2	1	1	0.500	3	2	1	0.667
Colorado	4	1	3	0.250	5	1	4	0.200	9	2	7	0.222
Columbus	3	1	2	0.333	4	0	4	0.000	7	1	6	0.143
Dallas	6	1	5	0.167	2	2	0	1.000	8	3	5	0.375
Detroit	6	5	1	0.833	3	2	1	0.667	9	7	2	0.778
Florida	1	1	0	1.000	4	4	0	1.000	5	5	0	1.000
Los Angeles	1	1	0	1.000	7	5	2	0.714	8	6	2	0.750
Minnesota	4	2	2	0.500	5	1	4	0.200	9	3	6	0.333
Montreal	0	0	0	n/a	3	1	2	0.333	3	1	2	0.333
Nashville	3	1	2	0.333	1	0	1	0.000	4	1	3	0.250
New Jersey	1	1	0	1.000	1	0	1	0.000	2	1	1	0.500
NY Islanders	1	1	0	n/a	2	1	1	0.500	3	2	1	0.667
NY Rangers	1	1	0	1.000	1	1	0	1.000	2	2	0	1.000
Ottawa	0	0	0	n/a	2	0	2	0.000	2	0	2	0.000
Philadelphia	1	0	1	0.000	0	0	0	n/a	1	0	1	0.000
Pittsburgh	2	1	1	0.500	1	1	0	1.000	3	2	1	0.667
San Jose	5	3	2	0.600	6	4	2	0.667	11	7	4	0.636
St. Louis	2	1	1	0.500	3	3	0	1.000	5	4	1	0.800
Tampa Bay	2	2	0	1.000	1	0	1	0.000	3	2	1	0.667
Toronto	0	0	0	n/a	0	0	0	n/a	0	0	0	n/a
Vancouver	5	4	1	0.800	7	3	4	0.429	12	7	5	0.583
Washington	0	0	0	n/a	3	1	2	0.333	3	1	2	0.333
Winnipeg^^	1	0	1	0.000	1	0	1	0.000	2	0	2	0.000
<b>TOTALS</b>	<b>67</b>	<b>37</b>	<b>30</b>	<b>0.552</b>	<b>73</b>	<b>36</b>	<b>37</b>	<b>0.493</b>	<b>140</b>	<b>73</b>	<b>67</b>	<b>0.521</b>

^^ Includes results against Atlanta Thrashers (1979-2011)

**NOTE** To date, the Oilers have not played a game decided in a shootout against three teams: Buffalo, Carolina and Toronto





## YEAR-BY-YEAR GOALTENDING SHOOTOUT STATISTICS (2005-2019)

SEASON	SO	SAVES	ATT	SV PCT.	W	L	PCT.
2005-06	16	31	54	0.574	7	9	0.438
2006-07	6	16	24	0.667	3	3	0.500
2007-08	19	57	69	0.826	15	4	0.789
2008-09	10	24	30	0.800	6	4	0.600
2009-10	14	42	60	0.700	8	6	0.571
2010-11	11	26	41	0.634	2	9	0.182
2011-12	12	28	47	0.596	5	7	0.417
2012-13	5	7	13	0.538	2	3	0.400
2013-14	7	14	22	0.636	4	3	0.571
2014-15	12	51	64	0.797	5	7	0.417
2015-16	7	14	22	0.636	4	3	0.571
2016-17	9	16	27	0.593	4	5	0.444
2017-18	6	12	19	0.632	5	1	0.833
2018-19	6	16	23	0.696	3	3	0.500
<b>TOTALS</b>	<b>140</b>	<b>354</b>	<b>515</b>	<b>0.687</b>	<b>73</b>	<b>67</b>	<b>0.521</b>

## YEAR-BY-YEAR SKATERS SHOOTOUT STATISTICS (2005-2019)

SEASON	SO	GOALS	ATT	PCT
2005-06	16	19	53	35.8%
2006-07	6	6	22	27.3%
2007-08	19	24	65	36.9%
2008-09	10	11	29	37.9%
2009-10	14	20	61	32.8%
2010-11	11	8	46	17.4%
2011-12	12	16	48	33.3%
2012-13	5	5	11	45.5%
2013-14	7	10	21	47.6%
2014-15	12	10	63	15.9%
2015-16	7	9	23	39.1%
2016-17	9	10	27	37.0%
2017-18	6	11	19	57.9%
2018-19	6	8	22	36.4%
<b>TOTALS</b>	<b>140</b>	<b>167</b>	<b>510</b>	<b>32.7%</b>



## EDMONTON OILERS SHOOTOUT RESULTS 2005-06 - 7-9 (HOME 3-4; AWAY 4-5)

DATE	OPPONENT	FINAL SCORE			SHOOTOUT SCORE			EDM			OPP			DECIDING GOAL	GOALTENDERS OILERS/ Opponent
		GF	GA	RESULT	GF	GA	GA	G	A	PCT	G	A	PCT		
Oct. 8	vs VANCOUVER	4	3	W	2	0	2	2	100.0%	0	2	0.0%	RAFFI TORRES	MARKKANEN/Cloutier	
Nov. 21	vs SAN JOSE	2	1	W	2	1	2	3	66.7%	1	3	33.3%	RYAN SMYTH	MORRISON/Nabokov	
Nov. 25	at Calgary	2	1	W	1	0	1	4	25.0%	0	4	0.0%	FERNANDO PISANI	MORRISON/Kiprusoff	
Dec. 10	at NY Islanders	2	3	L	1	2	1	3	33.3%	2	3	66.7%	Trent Hunter	MARKKANEN/DiPietro	
Dec. 13	at New Jersey	1	2	L	0	2	0	2	0.0%	2	2	100.0%	Viktor Kozlov	CONKLIN/Brodeur	
Jan. 19	at San Jose	3	2	W	2	1	2	3	66.7%	1	3	33.3%	RYAN SMYTH	MORRISON/Toskala	
Jan. 21	at Phoenix	3	4	L	1	2	1	3	33.3%	2	3	66.7%	Ladislav Nagy	MARKKANEN/Joseph	
Jan. 29	at Phoenix	4	3	W	2	1	2	6	33.3%	1	6	16.7%	RADEK DVORAK	MORRISON/Joseph	
Feb. 2	vs COLUMBUS	1	2	L	3	4	3	8	37.5%	4	8	50.0%	Jason Chimera	MARKKANEN/Denis	
Feb. 6	vs ANAHEIM	6	5	W	1	0	1	3	33.3%	0	3	0.0%	FERNANDO PISANI	MORRISON/Giguere	
Feb. 12	vs ST. LOUIS	4	5	L	0	1	0	3	0.0%	1	3	33.3%	Dennis Wideman	MORRISON/Sanford	
Mar. 7	vs DALLAS	3	4	L	0	2	0	2	0.0%	2	2	100.0%	Sergei Zubov	MORRISON/Turco	
Mar. 18	vs DETROIT	3	4	L	0	2	0	2	0.0%	2	3	66.7%	Jason Williams	ROLOSON/Hasek	
Mar. 23	at Vancouver	3	4	L	2	3	2	3	66.7%	3	3	100.0%	Todd Bertuzzi	ROLOSON/Auld	
Mar. 26	at Colorado	4	3	W	1	0	1	3	33.3%	0	3	0.0%	SERGEI SAMSONOV	ROLOSON/Budaj	
Apr. 6	at Minnesota	1	2	L	1	2	1	3	33.3%	2	3	66.7%	Brian Rolston	ROLOSON/FernandezTOTALS	

## EDMONTON OILERS SHOOTOUT RESULTS 2006-07 - 3-3 (HOME 2-1; AWAY 1-2)

DATE	OPPONENT	FINAL SCORE			SHOOTOUT SCORE			EDM			OPP			DECIDING GOAL	GOALTENDERS OILERS/ Opponent
		GF	GA	RESULT	GF	GA	GA	G	A	PCT	G	A	PCT		
Nov. 7	at Montreal	2	3	L	1	2	1	4	25.0%	2	4	50.0%	Alex Kovalev	ROLOSON/Aebischer	
Nov. 18	vs Detroit	4	3	W	3	2	3	7	42.9%	2	7	28.6%	RAFFI TORRES	ROLOSON/MacDonald	
Jan. 4	vs Dallas	5	6	L	0	2	0	2	0.0%	2	2	100.0%	Sergei Zubov	ROLOSON/Turco	
Feb. 20	at Ottawa	3	4	L	0	2	0	2	0.0%	2	3	66.7%	Dean McAmmond	MARKKANEN/Gerber	
Feb. 23	at Detroit	4	3	W	1	0	1	2	50.0%	0	3	0.0%	RYAN SMYTH	ROLOSON/Hasek	
Mar. 23	vs Colorado	4	3	W	1	0	1	5	20.0%	0	5	0.0%	MARTY REASONER	ROLOSON/Budaj	

## EDMONTON OILERS SHOOTOUT RESULTS 2007-08 - 15-4 (HOME 8-1; AWAY 7-3)

DATE	OPPONENT	FINAL SCORE			SHOOTOUT SCORE			EDM			OPP			DECIDING GOAL	GOALTENDERS OILERS/ Opponent
		GF	GA	RESULT	GF	GA	GA	G	A	PCT	G	A	PCT		
Oct. 4	vs San Jose	3	2	W	2	1	2	4	50.0%	1	4	25.0%	JARRET STOLL	ROLOSON/Nabokov	
Oct. 25	vs Minnesota	5	4	W	2	1	2	3	66.7%	1	3	33.3%	ALES HEMSKY	ROLOSON/Harding	
Oct. 28	at Anaheim	3	2	W	2	0	2	2	100.0%	0	2	0.0%	SAM GAGNER	GARON/Giguere	
Nov. 7	at Colorado	3	4	L	1	2	1	4	25.0%	2	4	50.0%	Marek Svatos	ROLOSON/Budaj	
Nov. 14	at Vancouver	1	0	W	1	0	1	3	33.3%	0	3	0.0%	ALES HEMSKY	GARON/Luongo	
Nov. 20	vs Vancouver	5	4	W	2	1	2	5	40.0%	1	5	20.0%	SHAWN HORCOFF	GARON/Luongo	
Nov. 24	vs Chicago	3	2	W	2	0	2	3	66.7%	0	2	0.0%	SAM GAGNER	ROLOSON/Khabibulin	
Dec. 3	at Los Angeles	4	3	W	1	0	1	2	50.0%	0	3	0.0%	SAM GAGNER	GARON/Aubin	
Dec. 11	at St. Louis	5	4	W	1	0	1	3	33.3%	0	3	0.0%	SHAWN HORCOFF	GARON/Toivonen	
Dec. 13	at Detroit	4	3	W	1	0	1	2	50.0%	0	3	0.0%	ALES HEMSKY	ROLOSON/Hasek	
Dec. 15	vs Vancouver	2	1	W	2	1	2	4	50.0%	1	4	25.0%	FERNANDO PISANI	GARON/Sanford	
Dec. 18	vs Dallas	1	2	L	0	1	0	3	0.0%	1	2	50.0%	Sergei Zubov	ROLOSON/Turco	
Jan. 5	vs NY Rangers	3	2	W	1	0	1	2	50.0%	0	3	0.0%	SAM GAGNER	GARON/Lundqvist	
Jan. 17	at Washington	4	5	L	0	1	0	12	0.0%	1	12	8.3%	Matt Bradley	ROLOSON/Kolzig	
Jan. 24	at Florida	4	3	W	1	0	1	2	50.0%	0	3	0.0%	SHAWN HORCOFF	GARON/Vokoun	
Feb. 26	vs Detroit	4	3	W	1	0	1	3	33.3%	0	3	0.0%	ROBERT NILSSON	GARON/Osgood	
Mar. 2	vs Columbus	4	3	W	1	0	1	2	50.0%	0	3	0.0%	ALES HEMSKY	GARON/Leclaire	
Mar. 16	at San Jose	2	1	W	2	1	2	4	50.0%	1	4	25.0%	FERNANDO PISANI	ROLOSON/Nabokov	
Mar. 28	at Colorado	4	5	L	1	3	1	2	50.0%	3	3	100.0%	Joe Sakic	ROLOSON/Theodore	



## EDMONTON OILERS SHOOTOUT RESULTS 2008-09 - 6-4 (HOME 1-3; AWAY 5-1)

DATE	OPPONENT	FINAL SCORE			SHOOTOUT SCORE			EDM			OPP			DECIDING GOAL	GOALTENDERS OILERS/ Opponent
		GF	GA	RESULT	GF	GA	G	A	PCT	G	A	PCT			
Nov. 7	at Montreal	2	3	L	1	2	1	4	25.0%	2	4	50.0%	Alex Kovalev	ROLOSON/Aebischer	
Nov. 10	at NY Rangers	3	2	W	1	0	1	2	50.0%	0	3	0.0%	ALES HEMSKY	DESLAURIERS/Lundqvist	
Nov. 15	vs Colorado	2	3	L	1	2	1	5	20.0%	2	5	40.0%	Darcy Tucker	ROLOSON/Budaj	
Dec. 5	at Los Angeles	5	4	W	2	1	2	3	66.7%	1	3	33.3%	ALES HEMSKY	GARON/LaBarbera	
Dec. 19	vs Anaheim	2	3	L	0	1	0	3	0.0%	1	3	33.3%	Corey Perry	ROLOSON/Hiller	
Feb. 5	at St. Louis	2	1	W	2	0	2	2	100.0%	0	2	0.0%	ROBERT NILSSON	ROLOSON/Mason	
Feb. 8	at Minnesota	2	3	L	0	1	0	4	0.0%	1	4	25.0%	Miikko Koivu	ROLOSON/Backstrom	
Feb. 14	at Los Angeles	3	2	W	2	0	2	2	100.0%	0	2	0.0%	SAM GAGNER	ROLOSON/Quick	
Feb. 21	vs Calgary	2	3	L	0	1	0	3	0.0%	1	3	33.3%	Todd Bertuzzi	ROLOSON/Kiprusoff	
Mar. 17	vs St. Louis	2	1	W	1	0	1	3	33.3%	0	3	0.0%	ALES KOTALIK	ROLOSON/Mason	
Mar. 20	at Chicago	5	4	W	2	0	2	2	100.0%	0	2	0.0%	PATRICK O'SULLIVAN	ROLOSON/Khabibulin	

## EDMONTON OILERS SHOOTOUT RESULTS 2009-10 - 8-6 (HOME 4-2; AWAY 4-4)

DATE	OPPONENT	FINAL SCORE			SHOOTOUT SCORE			EDM			OPP			DECIDING GOAL	GOALTENDERS OILERS/ Opponent
		GF	GA	RESULT	GF	GA	G	A	PCT	G	A	PCT			
Oct. 6	vs. Dallas	5	4	W	1	0	1	3	33.3%	0	3	0.0%	ALES HEMSKY	KHABIBULIN/Turco	
Oct. 8	vs. Calgary	4	3	L	1	2	1	3	33.3%	2	2	100.0%	Olli Jokinen	KHABIBULIN/Kiprusoff	
Oct. 29	vs. Detroit	6	5	W	1	0	1	3	33.3%	0	3	0.0%	PATRICK O'SULLIVAN	KHABIBULIN/Howard	
Nov. 10	at Ottawa	4	3	L	1	2	1	3	33.3%	2	3	66.7%	Jason Spezza	DESLAURIERS/Leclaire	
Nov. 16	at Columbus	3	2	L	1	2	1	4	25.0%	2	4	50.0%	Jacob Voracek	KHABIBULIN/Garon	
Nov. 27	vs. San Jose	6	5	L	0	1	0	3	0.0%	1	3	33.3%	Joe Pavelski	DESLAURIERS/Nabokov	
Dec. 5	at Dallas	3	2	W	2	1	2	5	40.0%	1	5	20.0%	SHAWN HORCOFF	DESLAURIERS/Turco	
Dec. 7	at Florida	3	2	W	2	1	2	3	66.7%	1	3	33.3%	SHAWN HORCOFF	DESLAURIERS/Vokoun	
Feb. 11	at Los Angeles	3	2	W	4	3	4	10	40.0%	3	10	30.0%	LUBOMIR VISNOVSKY	DESLAURIERS/Ersberg	
Mar. 5	vs. Minnesota	2	1	W	3	2	3	6	50.0%	2	6	33.3%	MIKE COMRIE	DESLAURIERS/Backstrom	
Mar. 11	at Montreal	5	4	L	0	1	0	5	0.0%	1	5	20.0%	Andrei Kostitsyn	DUBNYK/Halak	
Mar. 19	vs. Detroit	3	2	W	2	1	2	3	66.7%	1	3	33.3%	GILBERT BRULE	DUBNYK/Howard	
Apr. 3	at Phoenix	3	2	L	0	1	0	8	0.0%	1	8	12.5%	Matthew Lombardi	DESLAURIERS/Bryzgalov	
Apr. 10	at Los Angeles	3	2	W	2	1	2	2	100.0%	1	3	33.3%	SHAWN HORCOFF	DUBNYK/Quick	

## EDMONTON OILERS SHOOTOUT RESULTS 2010-11 - 2-9 (HOME 2-6; AWAY 0-3)

DATE	OPPONENT	FINAL SCORE			SHOOTOUT SCORE			EDM			OPP			DECIDING GOAL	GOALTENDERS OILERS/ Opponent
		GF	GA	RESULT	GF	GA	G	A	PCT	G	A	PCT			
Oct. 26	@ Calgary	5	4	L	1	0	0	3	0.0%	1	2	50.0%	Alex Tanguay	KHABIBULIN/Kiprusoff	
Oct. 28	@ Columbus	3	2	L	2	0	0	2	0.0%	2	2	100.0%	Rick Nash	DUBNYK/Mason	
Nov. 19	vs. Phoenix	4	3	L	3	2	2	5	40.0%	3	5	60.0%	Eric Belanger	DUBNYK/Bryzgalov	
Dec. 7	vs. Anaheim	3	2	L	2	1	1	10	10.0%	2	10	20.0%	Cam Fowler	KHABIBULIN/Hiller	
Dec. 10	vs. Tampa Bay	4	3	W	2	0	2	3	66.7%	0	2	0.0%	JORDAN EBERLE	KHABIBULIN/Ellis	
Dec. 23	@ Los Angeles	3	2	L	2	1	1	6	16.7%	2	6	33.3%	Jarret Stoll	DUBNYK/Quick	
Dec. 30	vs. Colorado	4	3	L	1	0	0	3	0.0%	1	2	50.0%	Milan Hejduk	DUBNYK/Anderson	
Jan. 23	vs. Nashville	3	2	L	1	0	0	3	0.0%	1	2	50.0%	Cody Franson	DUBNYK/Rinne	
Mar. 1	vs. Nashville	2	1	W	2	1	2	4	50.0%	1	4	25.0%	LINUS OMARK	GERBER/Rinne	
Mar. 19	vs. Colorado	3	2	L	1	0	0	4	0.0%	1	4	25.0%	Ryan Stoa	KHABIBULIN/Elliott	
Mar. 26	vs. Calgary	5	4	L	1	0	0	3	0.0%	1	2	50.0%	Alex Tanguay	DUBNYK/Kiprusoff	



## EDMONTON OILERS SHOOTOUT RESULTS 2011-12 - 5-7 (HOME 3-3; AWAY 2-4)

DATE	OPPONENT	FINAL SCORE			SHOOTOUT SCORE			EDM			OPP			DECIDING GOAL	GOALTENDERS OILERS/ Opponent
		GF	GA	RESULT	GF	GA	G	A	PCT	G	A	PCT			
Oct. 9	vs. PITTSBURGH	2	1	W	2	1	2	3	66.7%	1	3	33.3%	Ales Hensky	DUBNYK/Johnson	
Oct. 13	@ Minnesota	2	1	L	2	1	1	4	25.0%	2	4	50.0%	Devin Setoguchi	KHABIBULIN/Backstrom	
Oct. 20	vs. MINNESOTA	2	1	L	1	0	0	3	0.0%	1	3	33.3%	Matt Cullen	KHABIBULIN/Backstrom	
Nov. 30	vs. MINNESOTA	3	2	L	4	3	3	6	50.0%	4	6	66.7%	Kyle Brodziak	KHABIBULIN/Backstrom	
Jan. 23	vs. SAN JOSE	2	1	W	2	1	2	4	50.0%	1	4	25.0%	Taylor Hall	DUBNYK/Greiss	
Jan. 24	@ Vancouver	3	2	L	2	1	1	5	20.0%	2	4	50.0%	Cody Hodgson	DUBNYK/Luongo	
Feb. 4	vs. DETROIT	5	4	W	2	1	2	5	40.0%	1	4	25.0%	Ryan Nugent-Hopkins	DUBNYK/MacDonald	
Mar. 6	@ San Jose	3	2	W	1	0	1	2	50.0%	0	3	0.0%	Sam Gagner	DUBNYK/Niemi	
Mar. 10	@ Colorado	3	2	L	2	0	0	2	0.0%	2	2	100.0%	Milan Hejduk	KHABIBULIN/Varlamov	
Mar. 18	vs. PHOENIX	3	2	L	2	1	1	3	33.3%	2	3	66.7%	Ray Whitney	DUBNYK/Smith	
Mar. 22	@ Tampa Bay	3	2	L	3	2	2	6	33.3%	3	6	50.0%	Teddy Purcell	KHABIBULIN/Roloson	
Mar. 23	@ Florida	2	1	W	1	0	1	4	25.0%	0	4	0.0%	Ryan Nugent-Hopkins	DUBNYK/Theodore	

## EDMONTON OILERS SHOOTOUT RESULTS 2012-13 - 2-3 (HOME 1-1; AWAY 1-2)

DATE	OPPONENT	FINAL SCORE			SHOOTOUT SCORE			EDM			OPP			DECIDING GOAL	GOALTENDERS OILERS/ Opponent
		GF	GA	RESULT	GF	GA	G	A	PCT	G	A	PCT			
Jan. 20	at Vancouver	3	2	W	2	0	2	2	100.0%	0	2	0.0%	SAM GAGNER	DUBNYK/Luongo	
Jan. 31	at San Jose	3	2	L	2	0	0	2	0.0%	2	3	66.7%	Michal Handzus	DUBNYK/Niemi	
Feb. 23	v Phoenix	3	2	W	2	0	2	2	100.0%	0	2	0.0%	SAM GAGNER	KHABIBULIN/Smith	
Mar. 5	at Columbus	4	3	L	2	0	0	2	0.0%	2	3	66.7%	Artem Anisimov	DUBNYK/Bobrovsky	
Mar. 20	San Jose	4	3	L	2	1	1	3	33.3%	2	3	66.7%	Dan Boyle	DUBNYK/Niemi	

## EDMONTON OILERS SHOOTOUT RESULTS 2013-14 - 4-3 (HOME 1-1; AWAY 3-2)

DATE	OPPONENT	FINAL SCORE			SHOOTOUT SCORE			EDM			OPP			DECIDING GOAL	GOALTENDERS OILERS/ Opponent
		GF	GA	RESULT	GF	GA	G	A	PCT	G	A	PCT			
Oct. 7	vs. New Jersey	5	4	W	2	0	2	2	100.0%	0	2	0.0%	Jordan Eberle	LABARBERA/Brodeur	
Oct. 27	at Los Angeles	2	1	L	2	1	1	3	33.3%	2	3	66.7%	Anze Kopitar	BACHMAN/Quick	
Dec. 1	at Dallas	3	2	W	2	1	2	2	100.0%	1	3	33.3%	David Perron	DUBNYK/Lehtonen	
Dec. 28	vs Philadelphia	4	3	L	2	1	1	3	33.3%	2	3	66.7%	Michael Raffl	BRYZGALOV/Mason	
Mar. 11	at Minnesota	4	3	W	3	2	3	4	75.0%	2	4	50.0%	Taylor Hall	FASTH/Kuemper	
Mar. 14	at Detroit	2	1	L	1	0	0	3	0.0%	1	3	33.3%	Tomas Tatar	FASTH/Howard	
Apr. 4	at Phoenix	3	2	W	1	0	1	4	25.0%	0	4	0.0%	Sam Gagner	Scrivens/Greiss	

## EDMONTON OILERS SHOOTOUT RESULTS 2014-15 - 5-6 (HOME 2-2; AWAY 3-4)

DATE	OPPONENT	FINAL SCORE			SHOOTOUT SCORE			EDM			OPP			DECIDING GOAL	GOALTENDERS OILERS/ Opponent
		GF	GA	RESULT	GF	GA	G	A	PCT	G	A	PCT			
Oct. 11	at Vancouver	5	4	L	1	0	0	3	0.0%	1	2	50.0%	Chris Higgins	SCRIVENS/Luongo	
Dec. 21	vs. Dallas	6	5	L	3	2	2	8	25.0%	3	8	37.5%	Shawn Horcoff	SCRIVENS/Lindback	
Dec. 30	vs. Los Angeles	4	2	W	1	0	1	4	25.0%	0	4	0.0%	David Perron	SCRIVENS/Quick	
Jan. 2	at Colorado	2	1	L	2	0	0	2	0.0%	2	3	66.7%	Matt Duchene	SCRIVENS/Varlamov	
Jan. 17	at Florida	3	2	W	1	0	1	3	33.3%	0	3	0.0%	Nail Yakupov	FASTH/Luongo	
Jan. 20	at Washington	5	4	W	2	1	2	4	50.0%	1	4	25.0%	Teddy Purcell	FASTH/Holtby	
Feb. 2	at San Jose	5	4	W	2	1	2	13	15.4%	1	13	7.7%	Rob Klinkhammer	FASTH/Niemi	
Feb. 16	at Winnipeg	4	5	L	0	1	0	3	0.0%	1	3	33.3%	Blake Wheeler	FASTH/ Hutchinson	
Feb. 18	vs. Boston	4	3	W	1	0	1	12	8.3%	0	12	0.0%	Martin Marincin	SCRIVENS/Rask	
Mar. 6	at Chicago	2	1	L	1	0	0	3	0.0%	1	3	33.3%	Antoine Vermette	SCRIVENS/Crawford	
Mar. 13	at Columbus	5	4	L	1	0	0	5	0.0%	1	5	20.0%	Alex Wennberg	SCRIVENS/Bobrovsky	
Mar. 18	vs. Columbus	4	3	L	2	1	1	3	33.3%	2	3	66.7%	Alex Wennberg	SCRIVENS/McElhinney	



## EDMONTON OILERS SHOOTOUT RESULTS 2015-16 - 4-3 (HOME 3-1; AWAY 1-2)

DATE	OPPONENT	FINAL SCORE			SHOOTOUT SCORE			EDM			OPP			DECIDING GOAL	GOALTENDERS OILERS/ Opponent
		GF	GA	RESULT	GF	GA	G	A	PCT	G	A	PCT			
Nov. 28	at Pittsburgh	3	2	W	2	0	2	2	100.0%	0	2	0.0%	Jordan Eberle	NILSSON/ Zatkoff	
Dec. 2	at Boston	3	2	W	1	0	1	3	33.3%	0	3	0.0%	Jordan Eberle	NILSSON/ Rask	
Jan. 2	vs. Arizona	4	3	W	2	1	2	3	66.7%	1	3	33.3%	Ryan Nugent-Hopkins	TALBOT/ Domingue	
Jan. 14	at San Jose	1	2	L	0	2	0	2	0.0%	2	2	100.0%	Joonas Donskoi	TALBOT/ Jones	
Jan. 16	vs. Calgary	2	1	W	1	0	1	3	33.3%	0	3	0.0%	Teddy Purcell	TALBOT/ Hiller	
Feb. 13	vs. Winnipeg	1	2	L	1	2	1	3	33.3%	2	2	100.0%	Andrew Ladd	BROSSOIT/ Pavelec	
Apr. 9	at Vancouver	3	4	L	2	3	2	7	28.6%	3	7	42.9%	Emerson Etem	TALBOT/ Markstrom	

## EDMONTON OILERS SHOOTOUT RESULTS 2016-17 - 4-5 (HOME 2-3; AWAY 2-2)

DATE	OPPONENT	FINAL SCORE			SHOOTOUT SCORE			EDM			OPP			DECIDING GOAL	GOALTENDERS OILERS/ Opponent
		GF	GA	RESULT	GF	GA	G	A	PCT	G	A	PCT			
Nov. 5	at NY Islanders	4	3	W	1	0	1	3	33.3%	0	3	0.0%	Mark Letestu	TALBOT/ Halak	
Nov. 25	at Arizona	2	3	L	1	2	1	3	33.3%	2	3	66.7%	Oliver Ekman-Larsson	TALBOT/ Smith	
Dec. 9	at Minnesota	2	3	L	2	3	2	6	33.3%	3	6	50.0%	Eric Staal	TALBOT/ Dubnyk	
Dec. 17	vs. Tampa Bay	3	2	W	2	1	2	3	66.7%	1	3	33.3%	Connor McDavid	TALBOT/ Bishop	
Dec. 31	vs. Vancouver	2	3	L	0	1	0	3	0.0%	1	2	50.0%	Bo Horvat	TALBOT/ Markstrom	
Jan. 14	vs. Calgary	2	1	W	2	0	2	2	100.0%	0	2	0.0%	Leon Draisaitl	TALBOT/ Elliott	
Jan. 20	vs. Nashville	2	3	L	0	2	0	2	0.0%	2	2	100.0%	Ryan Ellis	TALBOT/ Rinne	
Feb. 5	at Montreal	1	0	W	1	0	1	2	50.0%	0	3	0.0%	Leon Draisaitl	TALBOT/ Montoya	
Mar. 10	vs. Pittsburgh	2	3	L	1	2	1	3	33.3%	2	3	66.7%	Phil Kessel	TALBOT/ Fleury	

## EDMONTON OILERS SHOOTOUT RESULTS 2017-18 - 5-1 (HOME 4-0; AWAY 1-1)

DATE	OPPONENT	FINAL SCORE			SHOOTOUT SCORE			EDM			OPP			DECIDING GOAL	GOALTENDERS OILERS/ Opponent
		GF	GA	RESULT	GF	GA	G	A	PCT	G	A	PCT			
Nov. 12	at Washington	1	2	L	0	1	0	3	0.0%	1	3	33.3%	T.J. Oshie	BROSSOIT/ Holtby	
Jan. 4	vs. Anaheim	2	1	W	2	1	2	3	66.7%	1	3	33.3%	Ryan Nugent-Hopkins	TALBOT/ J. Gibson	
Jan. 25	vs. Calgary	4	3	W	2	1	2	3	66.7%	1	3	33.3%	Connor McDavid	TALBOT/ Rittich	
Feb. 25	at Anaheim	6	5	W	2	1	2	3	66.7%	1	3	33.3%	Connor McDavid	MONTOYA/ Miller	
Mar. 8	vs. NY Islanders	2	1	W	2	1	2	3	66.7%	1	3	33.3%	Connor McDavid	TALBOT/ C. Gibson	
Apr. 7	vs. Vancouver	3	2	W	3	2	3	4	75.0%	2	4	50.0%	Leon Draisaitl	TALBOT/ Nilsson	

## EDMONTON OILERS SHOOTOUT RESULTS 2018-19 - 3-3 (HOME 1-2; AWAY 2-1)

DATE	OPPONENT	FINAL SCORE			SHOOTOUT SCORE			EDM			OPP			DECIDING GOAL	GOALTENDERS OILERS/ Opponent
		GF	GA	RESULT	GF	GA	G	A	PCT	G	A	PCT			
Dec. 5	at St. Louis	3	2	W	2	1	1	2	50.0%	1	3	33.3%	Connor McDavid	TALBOT/ Allen	
Jan. 10	vs. Florida	4	3	W	2	0	2	2	100.0%	0	2	0.0%	Ryan Nugent-Hopkins	TALBOT/ Reimer	
Jan. 16	at Vancouver	3	2	W	1	0	1	5	20.0%	0	5	0.0%	Alex Chiasson	KOSKINEN/ Markstrom	
Feb. 19	vs. Arizona	2	3	L	1	2	1	4	25.0%	2	4	50.0%	Vinne Hinostraza	KOSKINEN/ Kuemper	
Feb. 25	at Nashville	2	3	L	1	2	1	4	25.0%	2	4	50.0%	Brian Boyle	KOSKINEN/ Rinne	
Mar. 28	vs. Dallas	2	3	L	1	2	1	5	20.0%	2	5	40.0%	Jamie Benn	KOSKINEN/ Khudobin	





## INDIVIDUAL CAREER SHOOTOUT STATISTICS (2005-06 TO 2018-19)

SHOOTERS	G	ATT	SH%	GDG					
Mark Arcobello	0	1	0.0%	0	Martin Marincin	0	1	0.0%	1
Keith Aulie	0	1	0.0%	0	Patrick Maroon	0	2	0.0%	0
Eric Belanger	0	2	0.0%	0	CONNOR MCDAVID	8	16	50.0%	5
Gilbert Brule	3	8	37.5%	1	Ethan Moreau	0	1	0.0%	0
Michael Cammalleri	3	4	75.0%	0	Robert Nilsson	7	18	38.9%	2
ALEX CHIASSON	1	3	33.3%	1	RYAN NUGENT-HOPKINS	10	28	35.7%	5
Andrew Cogliano	0	3	0.0%	0	Linus Omark	2	7	28.6%	1
Mike Comrie	1	4	25.0%	1	Patrick O'Sullivan	5	13	38.5%	2
LEON DRAISAITL	7	16	43.8%	3	Magnus Paajarvi	0	2	0.0%	0
Radek Dvorak	1	2	50.0%	1	Iiro Pakarinen	0	1	0.0%	0
Jordan Eberle	20	52	38.5%	3	Michael Peca	2	5	40.0%	0
Kurtis Foster	0	1	0.0%	0	Dustin Penner	1	10	10.0%	0
Colin Fraser	0	1	0.0%	0	David Perron	4	10	40.0%	2
Matt Fraser	0	2	0.0%	0	Jeff Petry	0	1	0.0%	0
SAM GAGNER	18	57	31.6%	9	Fernando Pisani	6	14	42.9%	4
Tom Gilbert	0	3	0.0%	0	Ryan Potulny	3	5	60.0%	0
Alexandre Giroux	0	1	0.0%	0	Benoit Pouliot	0	2	0.0%	0
Boyd Gordon	0	1	0.0%	0	Marc-Antoine Pouliot	1	5	20.0%	0
Taylor Hall	4	15	26.7%	2	Teddy Purcell	3	7	42.9%	2
Ryan Hamilton	0	1	0.0%	0	Ty Rattie	0	1	0.0%	0
Teemu Hartikainen	0	2	0.0%	0	Marty Reasoner	1	4	25.0%	1
Ales Hemsky	20	58	34.5%	8	Derek Roy	1	9	11.1%	0
Matt Hendricks	2	10	20.0%	1	Sergei Samsonov	2	3	66.7%	1
Shawn Horcoff	10	20	50.0%	6	Geoff Sanderson	0	1	0.0%	0
Ryan Jones	0	3	0.0%	0	Rob Schremp	0	1	0.0%	0
JUJHAR KHAIRA	0	1	0.0%	0	Justin Schultz	0	2	0.0%	0
OSCAR KLEFBOM	0	1	0.0%	0	Ryan Smyth	5	17	29.4%	3
Rob Klinkhammer	1	1	100.0%	1	Sheldon Souray	0	1	0.0%	0
Lauri Korpikoski	0	1	0.0%	0	Jarret Stoll	2	7	28.6%	1
Ales Kotalik	2	2	100.0%	1	Petr Sykora	1	5	20.0%	0
Anton Lander	0	4	0.0%	0	Patrick Thoresen	0	1	0.0%	0
Mark Letestu	4	11	36.4%	1	Raffi Torres	3	9	33.3%	2
Joffrey Lupul	0	2	0.0%	0	Lubomir Visnovsky	1	1	100.0%	1
					Nail Yakupov	1	6	16.7%	1

## INDIVIDUAL CAREER SHOOTOUT STATISTICS (2005-06 TO 2018-19)

GOALTENDER	SO	SAVES	ATT	SV PCT.	W	L	W PCT.
Richard Bachman	2	3	5	0.600	0	2	0.000
Laurent Brossoit	2	2	5	0.400	0	2	0.000
Ilya Bryzgalov	1	1	3	0.333	0	1	0.000
Ty Conklin	1	0	2	0.000	0	1	0.000
Jeff Deslauriers	8	29	40	0.725	5	3	0.625
Devan Dubnyk	21	44	71	0.620	9	12	0.429
Viktor Fasth	7	24	31	0.774	4	3	0.571
Mathieu Garon	11	32	35	0.914	11	0	1.000
Martin Gerber	1	3	4	0.750	1	0	1.000
Nikolai Khabibulin	14	32	52	0.615	4	10	0.286
MIKKO KOSKINEN	4	12	18	0.667	1	3	0.250
Jason LaBarbera	1	2	2	1.000	1	0	1.000
Jussi Markkanen	5	9	19	0.474	1	4	0.200
Al Montoya	1	2	3	0.667	1	0	1.000
Mike Morrison	7	18	24	0.750	5	2	0.714
Anders Nilsson	2	5	5	1.000	2	0	1.000
Dwayne Roloson	26	66	94	0.702	13	13	0.500
Ben Scrivens	8	33	42	0.786	3	5	0.375
Cam Talbot	19	37	60	0.617	12	7	0.632
<b>EDMONTON TOTALS</b>	<b>141</b>	<b>354</b>	<b>515</b>	<b>0.687</b>	<b>73</b>	<b>68</b>	<b>0.518</b>



## EDMONTON OILERS CAREER SCORING – 1979-80 TO 2018-19

(PLAYERS WITH 100+ CAREER POINTS WITH THE OILERS)

RK	PLAYER	GP	G	A	PTS	Pts/GP	+/-	PIM	PPG	PPP	SHG	SHP	GWG	GTG	SOG	SH%
1.	Wayne Gretzky	696	583	1086	1669	2.40	553	323	125	439	55	108	61	14	2792	20.9%
2.	Jari Kurri	754	474	569	1043	1.38	373	348	107	253	31	66	60	16	2162	21.9%
3.	Mark Messier	851	392	642	1034	1.22	174	1,124	89	283	36	81	43	14	2196	17.9%
4.	Glenn Anderson	845	417	489	906	1.07	202	798	126	252	13	20	72	9	2522	16.5%
5.	Paul Coffey (D)	532	209	460	669	1.26	275	693	69	227	15	39	18	3	1624	12.9%
6.	Ryan Smyth	971	296	335	631	0.65	-42	773	126	211	7	13	45	0	2558	11.6%
7.	Doug Weight	588	157	420	577	0.98	-48	527	39	246	2	3	17	4	1405	11.2%
8.	Ales Hemsky	652	142	335	477	0.73	-44	303	40	192	2	3	17	0	1276	11.1%
9.	Shawn Horcoff	796	162	285	447	0.56	-38	511	41	134	5	13	25	1	1300	12.5%
10.	Esa Tikkanen	522	178	258	436	0.84	101	759	36	119	21	29	30	1	1179	15.1%
11.	Kevin Lowe (D)	1,037	74	309	383	0.37	240	1,236	16	53	5	25	11	0	1097	6.7%
12.	Jordan Eberle	507	165	217	382	0.75	-48	120	41	106	3	3	22	0	1235	13.4%
15.	Charlie Huddy (D)	694	81	287	368	0.53	245	500	25	113	2	12	6	3	1340	6.0%
16.	Craig Simpson	419	185	180	365	0.87	-4	485	75	139	0	0	21	1	730	25.3%
17.	Todd Marchant	678	136	207	343	0.51	28	490	17	53	20	38	18	5	1453	9.4%
18.	Craig MacTavish	701	155	176	331	0.47	7	680	10	25	29	49	25	2	976	15.9%
19.	Taylor Hall	381	132	196	328	0.86	-27	234	39	81	0	1	22	0	1241	10.6%
13.	RYAN NUGENT-HOPKINS	539	147	235	382	0.71	-45	168	34	125	3	7	18	0	1246	11.8%
21.	SAM GAGNER	506	106	199	305	0.60	1	254	30	87	1	4	7	0	1055	10.0%
22.	Dave Hunter	653	119	171	290	0.44	107	780	2	5	6	18	14	4	945	12.6%
14.	CONNOR MCDAVID	287	128	244	372	1.30	49	90	20	94	3	8	27	0	870	14.7%
23.	Kelly Buchberger	795	82	158	240	0.30	-99	1,747	5	9	12	28	24	2	816	10.0%
24.	Jason Arnett	286	100	139	239	0.84	-56	489	36	96	1	2	12	3	942	10.6%
25.	Dave Lumley	386	90	140	230	0.60	58	582	8	26	1	3	15	4	528	17.0%
26.	Mike Krushelnyski	290	95	131	226	0.78	121	213	23	42	1	5	7	3	501	19.0%
27.	Steve Smith (D)	385	46	172	218	0.57	99	1,080	15	69	0	6	6	0	552	8.3%
28.	Ethan Moreau	653	112	99	211	0.32	-12	782	6	14	17	26	23	4	1190	9.4%
29.	Petr Klima	274	119	90	209	0.76	-11	337	32	68	1	1	10	0	657	18.1%
20.	LEON DRAISAITL	351	125	187	312	0.89	-17	126	38	78	6	7	14	0	779	16.0%
30.	Randy Gregg (D)	453	40	148	188	0.42	173	309	3	35	3	18	7	0	462	8.7%
31.	Janne Niinimaa (D)	399	34	154	188	0.47	40	419	16	85	2	9	4	0	625	5.4%
32.	Dustin Penner	304	93	93	186	0.61	-11	189	33	58	1	1	13	0	678	13.7%
33.	Mike Grier	448	81	102	183	0.41	30	292	10	14	10	16	11	1	673	12.0%
34.	Ken Linseman	200	58	120	178	0.89	59	394	17	34	6	10	5	0	296	19.6%
35.	Pat Hughes	300	88	83	171	0.57	29	330	9	14	11	16	10	2	573	15.4%
36.	Joe Murphy	222	69	100	169	0.76	20	143	16	39	3	6	6	3	435	15.9%
37.	Jarret Stoll	286	59	106	165	0.58	-12	238	26	71	6	9	9	0	657	9.0%
38.	Rem Murray	425	73	91	164	0.39	13	123	10	30	8	14	13	3	537	13.6%
39.	Bill Guerin	211	79	82	161	0.76	23	354	36	60	0	0	7	1	643	12.3%
40.	Dean McAmmond	303	61	100	161	0.53	16	149	19	48	0	0	9	0	490	12.4%
41.	Boris Mironov (D)	320	42	118	160	0.50	-36	444	24	91	1	1	7	2	717	5.9%
42.	Lee Fogolin Jr. (D)	586	36	124	160	0.27	153	886	0	1	5	17	2	1	580	6.2%
43.	Tom Gilbert (D)	384	33	125	158	0.41	-28	106	11	51	1	7	3	0	472	7.0%
44.	Anson Carter	211	69	88	157	0.74	-7	68	29	61	1	2	11	1	459	15.0%
45.	Zdeno Ciger	204	64	91	155	0.76	-32	55	21	57	0	3	6	2	419	15.3%
46.	Mike Comrie	235	74	80	154	0.66	-5	179	24	55	0	0	12	3	499	14.8%
47.	Fernando Pisani	402	80	73	153	0.38	5	190	14	22	4	7	6	1	626	12.8%
48.	Risto Siltanen (D)	206	38	113	151	0.73	8	106	15	78	1	1	4	2	468	8.1%
49.	Kevin McClelland	428	56	94	150	0.35	-5	1,289	0	3	2	2	8	0	453	12.4%
50.	Andrew Cogliano	328	57	89	146	0.45	-22	137	6	24	3	6	13	0	482	11.8%
51.	Steve Staios (D)	573	35	111	146	0.25	7	743	4	24	3	7	3	0	787	4.4%
52.	Brett Callighen	160	56	89	145	0.91	25	132	17	34	0	0	2	3	373	15.0%
53.	Blair MacDonald	131	65	72	137	1.05	-8	33	18	41	2	3	7	1	400	16.3%
54.	Shayne Corson	192	53	84	137	0.71	-44	413	22	51	2	5	5	1	466	11.4%
55.	Dave Semenko	454	59	77	136	0.30	20	981	9	16	0	0	8	0	347	17.0%
56.	OSCAR KLEFBOM	316	29	93	122	0.39	-47	50	5	38	1	2	7	0	731	4.0%



## EDMONTON OILERS CAREER SCORING – 1979-80 TO 2018-19

(PLAYERS WITH 100+ CAREER POINTS WITH THE OILERS)

57.	Marty Reasoner	351	45	76	121	0.34	-20	209	10	23	3	9	4	0	456	9.9%
58.	Raffi Torres	276	67	53	120	0.43	5	239	13	20	0	0	8	2	541	12.4%
59.	Martin Gelinas	258	60	60	120	0.47	9	156	10	14	0	0	5	3	396	15.2%
60.	Stan Weir	200	48	66	114	0.57	-3	93	5	12	2	7	5	3	242	19.8%
61.	Jason Smith (D)	542	31	82	113	0.21	50	643	1	3	3	7	5	0	653	4.7%
62.	Matti Hagman	147	41	71	112	0.76	16	34	7	29	0	0	2	0	190	21.6%
63.	Mark Napier	175	41	71	112	0.64	27	35	6	16	2	2	4	2	254	16.1%
64.	Nail Yakupov	252	50	61	111	0.44	-88	102	16	32	0	0	5	0	521	9.6%
65.	Georges Laraque	490	43	68	111	0.23	9	826	3	7	0	0	5	1	395	10.9%
66.	Craig Muni (D)	493	24	87	111	0.23	153	492	0	3	3	13	3	0	343	7.0%
67.	Andrei Kovalenko	176	51	58	109	0.62	-23	139	17	45	0	0	7	2	327	15.6%
68.	Dave Manson (D)	219	33	75	108	0.49	-23	570	16	52	1	3	3	1	594	5.6%
69.	Tom Poti (D)	285	27	78	105	0.37	8	209	11	48	1	4	7	0	480	5.6%
70.	Milan Lucic	243	39	65	104	0.43	-24	221	17	36	0	0	4	0	396	9.8%
71.	Jimmy Carson	84	50	53	103	1.23	1	36	20	37	0	0	5	1	251	19.9%
72.	Roman Hamrlik (D)	196	22	81	103	0.53	13	186	12	60	1	1	3	1	464	4.7%
73.	Josef Beranek	208	42	60	102	0.49	-9	108	10	27	0	4	4	0	390	10.8%
74.	Justin Schultz (D)	248	28	73	101	0.41	-78	50	6	45	0	0	7	0	375	7.5%
75.	Eric Brewer (D)	315	29	71	100	0.32	-7	210	12	43	0	4	6	1	538	5.4%

## EDMONTON OILERS 100-OR-MORE-POINT SEASONS

RANK	PLAYER	SEASON	GP	G	A	PTS	+/-	PIM	PTS/GP
1	Wayne Gretzky	1985-86	80	52	163	215	71	46	2.69
2	Wayne Gretzky	1981-82	80	92	120	212	81	26	2.65
3	Wayne Gretzky	1984-85	80	73	135	208	98	52	2.60
4	Wayne Gretzky	1983-84	74	87	118	205	76	39	2.77
5	Wayne Gretzky	1982-83	80	71	125	196	60	59	2.45
6	Wayne Gretzky	1986-87	79	62	121	183	70	28	2.32
7	Wayne Gretzky	1980-81	80	55	109	164	41	28	2.05
8	Wayne Gretzky	1987-88	64	40	109	149	39	24	2.33
9	Paul Coffey	1985-86	79	48	90	138	61	120	1.75
10	Wayne Gretzky	1979-80	79	51	86	137	15	21	1.73
11	Jari Kurri	1984-85	73	71	64	135	76	30	1.85
12	Jari Kurri	1985-86	78	68	63	131	45	22	1.68
13	Mark Messier	1989-90	79	45	84	129	19	79	1.63
14	Paul Coffey	1983-84	80	40	86	126	52	104	1.58
15	Paul Coffey	1984-85	80	37	84	121	55	97	1.51
16	CONNOR MCDAVID	2018-19	78	41	75	116	3	20	1.49
17	Jari Kurri	1983-84	64	52	61	113	38	14	1.77
18	Mark Messier	1987-88	77	37	74	111	21	103	1.44
19	Jari Kurri	1986-87	79	54	54	108	19	41	1.37
20	CONNOR MCDAVID	2017-18	82	41	67	108	20	26	1.32
21	Mark Messier	1986-87	77	37	70	107	21	73	1.39
22	Mark Messier	1982-83	77	48	58	106	19	72	1.38
23	LEON DRAISAITL	2018-19	82	50	55	105	2	52	1.28
24	Glenn Anderson	1981-82	80	38	67	105	46	71	1.31
25	Glenn Anderson	1982-83	72	48	56	104	41	70	1.44
26	Jari Kurri	1982-83	80	45	59	104	47	22	1.30
27	Doug Weight	1995-96	82	25	79	104	-19	95	1.27
28	Glenn Anderson	1985-86	72	54	48	102	38	90	1.42
29	Jari Kurri	1988-89	76	44	58	102	19	69	1.34
30	Mark Messier	1983-84	73	37	64	101	40	165	1.38
31	Jimmy Carson	1988-89	80	49	51	100	3	36	1.25
32	CONNOR MCDAVID	2016-17	82	30	70	100	27	26	1.22



## EDMONTON OILERS CAREER LEADERS (1979-80 TO 2018-2019)

### GAMES PLAYED

1	Kevin Lowe (D)	1037
2	Ryan Smyth	971
3	Mark Messier	851
4	Glenn Anderson	845
5	Shawn Horcoff	796
19	RYAN NUGENT-HOPKINS	539
44	OSCAR KLEFBOM (D)	316

### GOALS

1	Wayne Gretzky	583
2	Jari Kurri	474
3	Glenn Anderson	417
4	Mark Messier	392
5	Ryan Smyth	296
6	Paul Coffey (D)	209
13	RYAN NUGENT-HOPKINS	147
96	OSCAR KLEFBOM (D)	29

### ASSISTS

1	Wayne Gretzky	1086
2	Mark Messier	642
3	Jari Kurri	569
4	Glenn Anderson	489
5	Paul Coffey (D)	460
13	CONNOR MCDAVID	244
43	OSCAR KLEFBOM (D)	93

### POINTS

1	Wayne Gretzky	583-1086-1669
2	Jari Kurri	474-569-1043
3	Mark Messier	392-642-1034
4	Glenn Anderson	417-489-906
5	Paul Coffey (D)	209-460-669
13	RYAN NUGENT-HOPKINS	147-235-382
56	OSCAR KLEFBOM (D)	29-93-122

### PENALTY MINUTES

1	Kelly Buchberger	1747
2	Kevin McClelland	1289
3	Kevin Lowe (D)	1236
4	Mark Messier	1124
5	Steve Smith (D)	1080
38	ZACK KASSIAN	409
57	DARNELL NURSE (D)	247

### POWER PLAY GOALS

1	Ryan Smyth	126
	Glenn Anderson	126
3	Wayne Gretzky	125
4	Jari Kurri	107
5	Mark Messier	89
7	Paul Coffey (D)	69
17	RYAN NUGENT-HOPKINS	34
108	OSCAR KLEFBOM (D)	5

### SHORTHANDED GOALS

1	Wayne Gretzky	55
2	Mark Messier	36
3	Jari Kurri	31
4	Craig MacTavish	29
5	Esa Tikkanen	21
8	Paul Coffey	15
19	LEON DRAISAITL	6
T63	OSCAR KLEFBOM	1

### GAME-WINNING GOALS

1	Glenn Anderson	72
2	Wayne Gretzky	61
3	Jari Kurri	60
4	Ryan Smyth	45
5	Mark Messier	43
15	Paul Coffey (D)	18
7	CONNOR MCDAVID	27
T43	OSCAR KLEFBOM (D)	7

### GAME DECIDING GOALS

1	SAM GAGNER	9
2	Alex Hemsky	8
3	Shawn Horcoff	6
4	CONNOR MCDAVID	5
5	RYAN NUGENT-HOPKINS	5
T16	Martin Marincin (D)	1
8	LEON DRAISAITL	8

No current Oiler defenceman has scored a game-deciding goal

### PLUS-MINUS

1	Wayne Gretzky	+553
2	Jari Kurri	+373
3	Paul Coffey (D)	+275
4	Charlie Huddy (D)	+245
5	Kevin Lowe (D)	+240
21	CONNOR MCDAVID	+49
34	MATT BENNING (D)	+24

### SHOTS ON GOAL

1	Wayne Gretzky	2792
2	Ryan Smyth	2558
3	Glenn Anderson	2522
4	Mark Messier	2196
5	Jari Kurri	2162
6	Paul Coffey (D)	1624
12	RYAN NUGENT-HOPKINS	1246
26	OSCAR KLEFBOM (D)	731

### SHOOTING PERCENTAGE (min. 100 shots on net)

1	Craig Simpson	25.3 (185-730)
2	Normand Lacombe	23.1 (30-130)
3	Jari Kurri	21.9 (474-2162)
4	Matti Hagman	21.6 (41-190)
5	Wayne Gretzky	20.9 (583-2792)
13	ALEX CHIASSON	17.9 (22-123)

### TIME ON ICE (since 1997-98)

1	Chris Pronger (D)	27:59
2	Boris Mironov (D)	25:40
3	Janne Niinimaa (D)	25:07
4	Roman Hamrlik (D)	24:43
5	Jaroslav Spacek (D)	24:11
18	Doug Weight	21:24
13	OSCAR KLEFBOM (D)	22:19
19	CONNOR MCDAVID	21:22

### HITS (since 1997-98)

1	Jason Smith (D)	1291
2	Ethan Moreau	1041
3	Ladislav Smid (D)	851
4	ADAM LARSSON (D)	748
5	Milan Lucic	715
8	ZACK KASSIAN	616
9	DARNELL NURSE (D)	595

### BLOCKED SHOTS (since 1997-98)

1	Ladislav Smid (D)	789
2	Steve Staios (D)	774
3	Tom Gilbert (D)	728
4	KRIS RUSSELL (D)	621
5	OSCAR KLEFBOM (D)	573
7	DARNELL NURSE (D)	455
11	Shawn Horcoff	351
13	RYAN NUGENT-HOPKINS	282

### TAKEAWAYS (since 1997-98)

1	RYAN NUGENT-HOPKINS	369
2	Shawn Horcoff	353
3	CONNOR MCDAVID	319
4	Jordan Eberle	290
5	Taylor Hall	286
6	LEON DRAISAITL	278

### FACEOFF PERCENTAGE (since 1997-98) (min. 200 faceoffs)

1	Adam Oates	57.2 (487-851)
2	Boyd Gordon	56.2 (1524-2710)
3	Jarret Stoll	54.9 (2014-4527)
4	Dominic Pittis	54.9 (230-419)
T5	Eric Belanger	54.9 (760-1385)
T5	Michael Peca	54.9 (575-1048)
13	COLBY CAVE	52.5 (125-238)
15	KYLE BRODZIAK	51.8 (1105-2134)

### FACEOFF WINS (since 1997-98)

1	Shawn Horcoff	5978
2	Todd Marchant	4084
3	RYAN NUGENT-HOPKINS	3294
4	Doug Weight	2828
5	Jarret Stoll	2513
6	LEON DRAISAITL	2455



## EDMONTON OILERS YEARLY LEADERS (1979-80 TO 2018-2019)

### GAMES PLAYED

SEASON	PLAYER	GP
1979-80	Lee Fogolin, Dave Hunter, Dave Lumley, Blair MacDonald	80
1980-81	Lee Fogolin, Wayne Gretzky	80
1981-82	Glenn Anderson, Paul Coffey, Lee Fogolin, Wayne Gretzky, Kevin Lowe	80
1982-83	Paul Coffey, Randy Gregg, Wayne Gretzky, Pat Hughes, Dave Hunter, Jari Kurri, Kevin Lowe	80
1983-84	Glenn Anderson, Paul Coffey, Lee Fogolin, Randy Gregg, Dave Hunter, Kevin Lowe	80
1984-85	Glenn Anderson, Paul Coffey, Wayne Gretzky, Charlie Huddy, Dave Hunter, Mike Krushelnyski, Willy Lindstrom, Kevin Lowe	80
1985-86	Lee Fogolin, Wayne Gretzky, Mark Naper	80
1986-87	Glenn Anderson, Mike Krushelnyski	80
1987-88	Glenn Anderson, Jari Kurri, Craig MacTavish, Esa Tikkanen	80
1988-89	Jimmy Carson, Craig MacTavish	80
1989-90	Craig MacTavish, Craig Simpson	80
1990-91	Craig MacTavish, Joe Murphy	80
1991-92	Vincent Damphousse, Craig MacTavish, Scott Mellanby, Joe Murphy	80
1992-93	Kelly Buchberger, Dave Manson	83
1993-94	Kelly Buchberger, Zdeno Ciger, Doug Weight	84
1994-95	Kelly Buchberger, Shayne Corson, Doug Weight	48
1995-96	Kelly Buchberger, Luke Richardson, Doug Weight	82
1996-97	Rem Murray, Luke Richardson, Ryan Smyth	82
1997-98	Kelly Buchberger, Mats Lindgren	82
1998-99	Pat Falloon, Mike Grier, Todd Marchant	82
1999-00	Todd Marchant, Ryan Smyth	82
2000-01	Georges Laraque, Rem Murray, Janne Niinimaa, Jason Smith, Ryan Smyth, Doug Weight	82
2001-02	Anson Carter, Mike Comrie, Mike Grier, Jochen Hecht, Todd Marchant	82
2002-03	Eric Brewer	80
2003-04	Ryan Smyth, Steve Staios	82
2004-05	No Season - NHL Lockout	
2005-06	Steve Staios, Jarret Stoll, Raffi Torres	82
2006-07	Jason Smith, Petr Sykora, Raffi Torres	82
2007-08	Andrew Cogliano, Tom Gilbert, Dustin Penner, Marty Reasoner, Steve Staios	82
2008-09	Andrew Cogliano, Tom Gilbert	82
2009-10	Andrew Cogliano, Tom Gilbert, Dustin Penner	82
2010-11	Andrew Cogliano	82
2011-12	Ryan Smyth, Nick Schultz	82
2012-13	Sam Gagner, Jordan Eberle, Nail Yakupov, Justin Schultz, Jeff Petry, Ladislav Smid	48
2013-14	Jordan Eberle, Ryan Nugent-Hopkins, Jeff Petry	80
2014-15	Teddy Purcell	82
2015-16	Taylor Hall, Mark Letestu	82
2016-17	Leon Draisaitl, Jordan Eberle, Oscar Klefbom, Milan Lucic, Connor McDavid, Ryan Nugent-Hopkins	82
2017-18	Milan Lucic, Connor McDavid, Darnell Nurse, Ryan Strome	82
2018-19	Adam Larsson, Darnell Nurse, Ryan Nugent-Hopkins, Leon Draisaitl	82

### GOALS

SEASON	PLAYER	G
1979-80	Wayne Gretzky	51
1980-81	Wayne Gretzky	55
1981-82	Wayne Gretzky	92
1982-83	Wayne Gretzky	71

1983-84	Wayne Gretzky	87
1984-85	Wayne Gretzky	73
1985-86	Jari Kurri	68
1986-87	Wayne Gretzky	62
1987-88	Jari Kurri, Craig Simpson	43
1988-89	Jimmy Carson	49
1989-90	Mark Messier	45
1990-91	Petr Klima	40
1991-92	Vincent Damphousse	38
1992-93	Petr Klima	32
1993-94	Jason Arnott	33
1994-95	David Oliver	16
1995-96	Zdeno Ciger	31
1996-97	Ryan Smyth	39
1997-98	Doug Weight	26
1998-99	Bill Guerin	30
1999-00	Ryan Smyth	28
2000-01	Ryan Smyth	31
2001-02	Mike Comrie	33
2002-03	Ryan Smyth	27
2003-04	Ryan Smyth	23
2004-05	No Season - NHL Lockout	n/a
2005-06	Ryan Smyth	36
2006-07	Ryan Smyth	31
2007-08	Dustin Penner	23
2008-09	Ales Hemsley, Sheldon Souray (D)	23
2009-10	Dustin Penner	32
2010-11	Taylor Hall	22
2011-12	Jordan Eberle	34
2012-13	Nail Yakupov	17
2013-14	Jordan Eberle, David Perron	28
2014-15	Jordan Eberle, Ryan Nugent-Hopkins	24
2015-16	Taylor Hall	26
2016-17	Connor McDavid	30
2017-18	Connor McDavid	41
2018-19	Leon Draisaitl	50

### ASSISTS

SEASON	PLAYER	A
1979-80	Wayne Gretzky	86
1980-81	Wayne Gretzky	109
1981-82	Wayne Gretzky	120
1982-83	Wayne Gretzky	125
1983-84	Wayne Gretzky	118
1984-85	Wayne Gretzky	135
1985-86	Wayne Gretzky	163
1986-87	Wayne Gretzky	121
1987-88	Wayne Gretzky	109
1988-89	Mark Messier	61
1989-90	Mark Messier	84
1990-91	Mark Messier	52
1991-92	Vincent Damphousse	51
1992-93	Bernie Nicholls	32
1993-94	Doug Weight	50
1994-95	Doug Weight	33
1995-96	Doug Weight	79
1996-97	Doug Weight	61
1997-98	Doug Weight	44
1998-99	Bill Guerin	34
1999-00	Doug Weight	51
2000-01	Doug Weight	65





## EDMONTON OILERS YEARLY LEADERS (1979-80 TO 2018-2019)

2001-02	Janne Niinimaa	39
2002-03	Todd Marchant	40
2003-04	Ryan Smyth	36
2004-05	No Season - NHL Lockout	n/a
2005-06	Ales Hemsky	58
2006-07	Ales Hemsky	40
2007-08	Ales Hemsky	51
2008-09	Ales Hemsky	43
2009-10	Gilbert Brule	32
2010-11	Ales Hemsky	28
2011-12	Jordan Eberle	42
2012-13	Taylor Hall	34
2013-14	Taylor Hall	53
2014-15	Jordan Eberle	39
2015-16	Taylor Hall	39
2016-17	Connor McDavid	70
2017-18	Connor McDavid	67
2018-19	Connor McDavid	75

2016-17	Connor McDavid	30-70-100
2017-18	Connor McDavid	41-67-108
2018-19	Connor McDavid	41-75-116

### PENALTY MINUTES

SEASON	PLAYER	PIM
1979-80	Colin Campbell	196
1980-81	Pat Price	193
1981-82	Dave Semenko	194
1982-83	Laurie Boschman	183
1983-84	Mark Messier	165
1984-85	Kevin McClelland	212
1985-86	Kevin McClelland	266
1986-87	Kevin McClelland	238
1987-88	Steve Smith	286
1988-89	Kelly Buchberger	234
1989-90	Craig Simpson	180
1990-91	Steve Smith	193
1991-92	Dave Manson	220
1992-93	Dave Manson	210
1993-94	Kelly Buchberger	199
1994-95	Bryan Marchment	184
1995-96	Bryan Marchment	202
1996-97	Kelly Buchberger	159
1997-98	Drake Berehowsky	169
1998-99	Sean Brown	188
1999-00	Sean Brown	192
2000-01	Georges Laraque	148
2001-02	Georges Laraque	157
2002-03	Scott Ferguson	120
2003-04	Georges Laraque	99
2004-05	No Season - NHL Lockout	n/a
2005-06	Ethan Moreau	87
2006-07	Matt Greene	109
2007-08	Zack Stortini	201
2008-09	Zack Stortini	181
2009-10	Zack Stortini	155
2010-11	Theo Peckham	198
2011-12	Ben Eager	107
2012-13	Ladislav Smid	55
2013-14	Luke Gaddis	127
2014-15	Matt Hendricks	76
2015-16	Zack Kassian	114
2016-17	Zack Kassian	101
2017-18	Zack Kassian	92
2018-19	Zack Kassian	102

### POINTS

SEASON	PLAYER	G-A-PTS
1979-80	Wayne Gretzky	51-86-137
1980-81	Wayne Gretzky	55-109-154
1981-82	Wayne Gretzky	92-120-212
1982-83	Wayne Gretzky	71-125-196
1983-84	Wayne Gretzky	87-118-205
1984-85	Wayne Gretzky	73-135-208
1985-86	Wayne Gretzky	52-163-215
1986-87	Wayne Gretzky	62-121-183
1987-88	Wayne Gretzky	40-109-149
1988-89	Jari Kurri	44-58-102
1989-90	Mark Messier	45-84-129
1990-91	Esa Tikkanen	27-42-69
1991-92	Vincent Damphousse	38-51-89
1992-93	Petr Klima	32-16-48
1993-94	Doug Weight	24-50-74
1994-95	Doug Weight	7-33-40
1995-96	Doug Weight	25-79-104
1996-97	Doug Weight	21-61-82
1997-98	Doug Weight	26-44-70
1998-99	Bill Guerin	30-34-64
1999-00	Doug Weight	21-51-72
2000-01	Doug Weight	25-65-90
2001-02	Mike Comrie	33-27-60
	Anson Carter	28-32-60
2002-03	Ryan Smyth	27-34-61
2003-04	Ryan Smyth	23-36-59
2004-05	No Season - NHL Lockout	n/a
2005-06	Ales Hemsky	19-58-77
2006-07	Ryan Smyth	31-22-53
	Petr Sykora	22-31-53
	Ales Hemsky	13-40-53
2007-08	Ales Hemsky	20-51-71
2008-09	Ales Hemsky	23-43-66
2009-10	Dustin Penner	32-31-63
2010-11	Jordan Eberle	18-25-43
2011-12	Jordan Eberle	34-72-76
2012-13	Taylor Hall	16-34-50
2013-14	Taylor Hall	27-53-80
2014-15	Jordan Eberle	24-39-63
2015-16	Taylor Hall	26-39-65

### POWERPLAY GOALS

SEASON	PLAYER	PPG
1979-80	Wayne Gretzky, Blair MacDonald	13
1980-81	Wayne Gretzky	15
1981-82	Wayne Gretzky	18
1982-83	Wayne Gretzky	18
1983-84	Wayne Gretzky	20
1984-85	Jari Kurri	14
1985-86	Glenn Anderson	18
1986-87	Wayne Gretzky	13
1987-88	Craig Simpson	18
1988-89	Jimmy Carson	19
1989-90	Glenn Anderson	17
1990-91	Craig Simpson	15



## EDMONTON OILERS YEARLY LEADERS (1979-80 TO 2018-2019)

1991-92	Vincent Damphousse	12
1992-93	Petr Klima	13
1993-94	Shayne Corson	11
1994-95	David Oliver	10
1995-96	David Oliver	14
1996-97	Ryan Smyth	20
1997-98	Boris Mironov (D), Ryan Smyth	10
1998-99	Bill Guerin	13
1999-00	Bill Guerin, Ryan Smyth	11
2000-01	Ryan Smyth	11
2001-02	Anson Carter	12
2002-03	Anson Carter, Ryan Smyth	10
2003-04	Ryan Smyth	8
2004-05	No Season - NHL Lockout	n/a
2005-06	Ryan Smyth	19
2006-07	Ryan Smyth	14
2007-08	Dustin Penner	13
2008-09	Sheldon Souray (D)	12
2009-10	Dustin Penner	9
2010-11	Taylor Hall	8
2011-12	Taylor Hall	13
2012-13	Nail Yakupov	6
2013-14	David Perron	8
2014-15	Jordan Eberle	6
2015-16	Jordan Eberle	7
2016-17	Milan Lucic	12
2017-18	Leon Draisaitl	6
2018-19	Leon Draisaitl	16

2009-10	Ethan Moreau	3
2010-11	Jordan Eberle	2
2011-12	Ryan Jones	2
2012-13	Ryan Smyth, Lennart Petrell, Jeff Petry (D), Magnus Paajarvi	1
2013-14	Jordan Eberle, David Perron, Boyd Gordon, Matt Hendricks	1
2014-15	Matt Hendricks, Boyd Gordon, Benoit Pouliot, Jesse Joensuu	1
2015-16	Mark Letestu	2
2016-17	Mark Letestu	2
2017-18	Leon Draisaitl	3
2018-19	Leon Draisaitl	3

### GAME WINNING GOALS

SEASON	PLAYER	GWG
1979-80	Wayne Gretzky, Dave Lumley, Blair MacDonald	6
1980-81	Glenn Anderson	5
1981-82	Wayne Gretzky	12
1982-83	Glenn Anderson	10
1983-84	Glenn Anderson, Wayne Gretzky	11
1984-85	Jari Kurri	13
1985-86	Glenn Anderson, Jari Kurri	9
1986-87	Jari Kurri	10
1987-88	Mark Messier	7
1988-89	Jari Kurri	8
1989-90	Glenn Anderson	7
1990-91	Esa Tikkanen	6
1991-92	Vincent Damphousse	8
1992-93	Kelly Buchberger, Craig MacTavish, Scott Mellanby, Craig Simpson, Esa Tikkanen	3
1993-94	Scott Pearson	7
1994-95	Kelly Buchberger	5
1995-96	Jason Arnott	5
1996-97	Dean McAmmond	6
1997-98	Doug Weight	4
1998-99	Boyd Devereaux, Boris Mironov (D), Rem Murray	4
1999-00	Alex Selivanov	5
2000-01	Ryan Smyth	6
2001-02	Anson Carter	6
2002-03	Mike Comrie	6
2003-04	Ryan Smyth	6
2004-05	No Season - NHL Lockout	n/a
2005-06	Shawn Horcoff	5
2006-07	Petr Sykora	6
2007-08	Andrew Cogliano	5
2008-09	Dustin Penner, Sheldon Souray (D)	5
2009-10	Patrick O'Sullivan, Gilbert Brule	3
2010-11	Jordan Eberle	5
2011-12	Taylor Hall	7
2012-13	Taylor Hall	4
2013-14	Jordan Eberle, Ryan Nugent-Hopkins	4
2014-15	Benoit Pouliot	3
2015-16	Taylor Hall	6
2016-17	Mark Letestu, Connor McDavid	6
2017-18	Connor McDavid	7
2018-19	Connor McDavid	9

### SHORTHANDED GOALS

SEASON	PLAYER	SHG
1979-80	Doug Hicks, Dave Hunter, Blair MacDonald, Stan Weir	2
1980-81	Lee Fogolin (D), Wayne Gretzky	4
1981-82	Wayne Gretzky	6
1982-83	Wayne Gretzky	6
1983-84	Wayne Gretzky	12
1984-85	Wayne Gretzky	11
1985-86	Paul Coffey (D)	9
1986-87	Wayne Gretzky	7
1987-88	Wayne Gretzky	5
1988-89	Esa Tikkanen	8
1989-90	Craig MacTavish, Mark Messier	6
1990-91	Craig MacTavish	6
1991-92	Kelly Buchberger	4
1992-93	Esa Tikkanen	4
1993-94	Kirk Maltby, Doug Weight	1
1994-95	Kirk Maltby, Todd Marchant	2
1995-96	Todd Marchant	3
1996-97	Todd Marchant	4
1997-98	Mats Lindgren	3
1998-99	Kelly Buchberger, Mike Grier	2
1999-00	Mike Grier	3
2000-01	Todd Marchant	4
2001-02	Todd Marchant	3
2002-03	Ethan Moreau, Steve Staios (D)	3
2003-04	Ethan Moreau	3
2004-05	No Season - NHL Lockout	n/a
2005-06	Ethan Moreau	4
2006-07	Toby Petersen	2
2007-08	Jarret Stoll	3
2008-09	Ethan Moreau, Sheldon Souray (D)	1

### GAME TYING GOALS

SEASON	PLAYER	GTG
1979-80	Wayne Gretzky	4
1980-81	Dave Hunter	3
1981-82	Wayne Gretzky	4
1982-83	Mark Messier	5



## EDMONTON OILERS YEARLY LEADERS (1979-80 TO 2018-2019)

1983-84	Glenn Anderson, Paul Coffey, Jari Kurri, Willy Lindstrom, Dave Lumley	1
1984-85	Jari Kurri	3
1985-86	Paul Coffey, Wayne Gretzky, Jari Kurri, Mike Krushelnyski, Mark Napier	1
1986-87	Esa Tikkanen	1
1987-88	Mark Messier	2
1988-89	Craig MacTavish	2
1989-90	Martin Gelinias, Mark Messier	2
1990-91	Martin Gelinias, Joe Murphy	2
1991-92	Joe Murphy	2
1992-93	Dave Manson, Scott Mellanby	1
1993-94	Zdeno Ciger	2
1994-95	Kirk Maltby, David Oliver	1
1995-96	Jason Arnott, Todd Marchant, Doug Weight	1
1996-97	Jason Arnott	1
1997-98	Ryan Smyth	2
1998-99	Ryan Smyth	2
1999-00	Todd Marchant	2
2000-01	Doug Weight	2
2001-02	Mike Comrie	3
2002-03	Anson Carter, Jason Chimera, Radek Dvorak, Todd Marchant, Ethan Moreau, Ryan Smyth	1
2003-04	Radek Dvorak, Ethan Moreau	2
2004-05	No Season - NHL Lockout	n/a

1994-95	Iain Fraser	+3
1995-96	Mariusz Czerkawski	+7
1996-97	Bryan Marchment (D)	+13
1997-98	Todd Marchant, Dean McAmmond	+9
1998-99	Tom Poti (D)	+10
1999-00	Jason Smith (D)	+16
2000-01	Eric Brewer (D), Igor Ulanov (D)	+15
2001-02	Mike Comrie	+16
2002-03	Marty Reasoner	+19
2003-04	Igor Ulanov (D)	+19
2004-05	No Season - NHL Lockout	n/a
2005-06	Steve Staios (D)	+10
2006-07	Daniel Tjernqvist (D)	+3
2007-08	Robert Nilsson	+8
2008-09	Denis Grebeshkov (D)	+12
2009-10	Ales Hemsky	+7
2010-11	Ryan Whitney (D)	+13
2011-12	Sam Gagner, Andy Sutton (D)	+5
2012-13	Shawn Horcoff, Corey Potter (D)	+8
2013-14	Ryan Jones	+0
2014-15	Steve Pinizzotto	+1
2015-16	Brandon Davidson (D)	+7
2016-17	Connor McDavid	+27
2017-18	Connor McDavid	+20
2018-19	Matt Benning (D)	+11

### SHOOTOUT DECIDING GOALS

SEASON	PLAYER	GDG
2005-06	Marty Reasoner, Ryan Smyth, Raffi Torres	1
2006-07	Fernando Pisani, Ryan Smyth	2
2007-08	Sam Gagner, Ales Hemsky	4
2008-09	Ales Hemsky	2
2009-10	Shawn Horcoff	3
2010-11	Jordan Eberle, Linus Omark	1
2011-12	Ryan Nugent-Hopkins	2
2012-13	Sam Gagner	2
2013-14	Sam Gagner, Taylor Hall, David Perron	1
2014-15	Rob Klunkhammer, Martin Marincin (D), Teddy Purcell, Derek Roy, Nail Yakupov	1
2015-16	Jordan Eberle, Matt Hendricks, Ryan Nugent-Hopkins	1
2016-17	Leon Draisaitl	2
2017-18	Connor McDavid	7
2018-19	Alex Chiasson, Connor McDavid, Ryan Nugent-Hopkins	1

### PLUS/MINUS

SEASON	PLAYER	+/-
1979-80	Wayne Gretzky	+82
1980-81	Charlie Huddy (D)	+62
1981-82	Wayne Gretzky	+80
1982-83	Wayne Gretzky	+76
1983-84	Wayne Gretzky	+98
1984-85	Wayne Gretzky	+71
1985-86	Wayne Gretzky	+70
1986-87	Wayne Gretzky	+70
1987-88	Steve Smith (D)	+40
1988-89	Craig Muni (D)	+43
1989-90	Randy Gregg (D)	+24
1990-91	Petr Klima	+24
1991-92	Norm Maciver (D)	+20
1992-93	Martin Gelinias	+3
1993-94	Dean McAmmond	+12

### SHOTS ON GOAL

SEASON	PLAYER	SOG
1979-80	Wayne Gretzky	284
1980-81	Wayne Gretzky	261
1981-82	Wayne Gretzky	369
1982-83	Wayne Gretzky	348
1983-84	Wayne Gretzky	324
1984-85	Wayne Gretzky	358
1985-86	Wayne Gretzky	350
1986-87	Wayne Gretzky	288
1987-88	Glenn Anderson	255
1988-89	Jimmy Carson	240
1989-90	Mark Messier	211
1990-91	Esa Tikkanen	235
1991-92	Vincent Damphousse	247
1992-93	Dave Manson (D)	244
1993-94	Igor Kravchuk (D)	197
1994-95	Jason Arnott	156
1995-96	Jason Arnott	244
1996-97	Ryan Smyth	265
1997-98	Ryan Smyth, Doug Weight	205
1998-99	Bill Guerin	261
1999-00	Ryan Smyth	238
2000-01	Ryan Smyth	245
2001-02	Jochen Hecht	211
2002-03	Ryan Smyth	199
2003-04	Ryan Smyth	245
2004-05	No Season - NHL Lockout	n/a
2005-06	Jarret Stoll	243
2006-07	Petr Sykora	206
2007-08	Dustin Penner	201
2008-09	Sheldon Souray (D)	268
2009-10	Dustin Penner	203
2010-11	Taylor Hall	186
2011-12	Taylor Hall	207



## EDMONTON OILERS YEARLY LEADERS (1979-80 TO 2018-2019)

2012-13	Taylor Hall	154
2013-14	Taylor Hall	250
2014-15	Nail Yakupov	191
2015-16	Taylor Hall	286
2016-17	Connor McDavid	251
2017-18	Connor McDavid	274
2018-19	Connor McDavid	240

### SHOOTING PERCENTAGE

Minimum 80 shots on goal from 1979-80 to 1991-92.

Minimum 84 shots on goal from 1992-93 to 1993-94.

Minimum 48 shots on goal for 1994-95.

Minimum 82 shots on goal from 1995-96 to 2016-17.

SEASON	PLAYER	PCT. (G-SHOTS)
1979-80	Stan Weir	25.6 (33-129)
1980-81	Wayne Gretzky	21.1 (55-261)
1981-82	Wayne Gretzky	24.9 (92-369)
1982-83	Ken Linseman	23.4 (33-141)
1983-84	Wayne Gretzky	26.9 (87-324)
1984-85	Jari Kurri	27.2 (71-261)
1985-86	Jari Kurri	28.8 (68-236)
1986-87	Esa Tikkanen	27.0 (34-126)
1987-88	Craig Simpson	36.4 (43-118)
1988-89	Craig Simpson	28.9 (35-121)
1989-90	Craig Simpson	22.5 (29-129)
1990-91	Craig Simpson	21.0 (30-143)
1991-92	Kelly Buchberger	22.2 (20-90)
1992-93	Craig Simpson	26.4 (24-91)
1993-94	Jason Arnott	17.0 (33-194)
1994-95	Roman Oksiuta	21.2 (11-52)
1995-96	Zdeno Ciger	16.8 (31-184)
1996-97	Andrei Kovalenko	19.6 (32-163)
1997-98	Dean McAmmond	14.8 (19-128)
1998-99	Rem Murray	18.1 (21-116)
1999-00	Alex Selivanov	22.1 (27-122)
2000-01	Mike Grier	16.1 (20-124)
2001-02	Mike Comrie	19.4 (33-170)
2002-03	Jason Chimera	15.6 (14-90)
2003-04	Fernando Pisani	16.2 (16-99)
2004-05	No Season - NHL Lockout	n/a
2005-06	Raffi Torres	16.5 (27-164)
2006-07	Ryan Smyth	19.3 (31-161)
2007-08	Andrew Cogliano	18.4 (18-98)
2008-09	Andrew Cogliano	15.5 (18-116)
2009-10	Dustin Penner	15.8 (32-203)
2010-11	Dustin Penner	15.3 (21-137)
2011-12	Jordan Eberle	18.9 (34-180)
2012-13	Nail Yakupov	21.0 (17-81)
2013-14	Jordan Eberle	14.0 (28-200)
2014-15	Benoit Pouliot	18.1 (19-105)
2015-16	Patrick Maroon	20.5 (8-39)
2016-17	Leon Draisaitl	16.9 (29-172)
2017-18	Ryan Nugent-Hopkins	14.9 (24-151)
2018-19	Leon Draisaitl	21.6 (50-231)

### REAL TIME SCORING STATISTICS

NOTE: The NHL began recording real time scoring statistics as official league statistics in 1997-98. From 2002-03 to 2003-04, only time on ice and face-off statistics were recorded by the NHL.

### TIME ON ICE

SEASON	PLAYER	TOI/GP
1997-98	Not recorded	n/a
1998-99	Boris Mironov (D)	25:55
1999-00	Roman Hamrlik (D)	25:17
2000-01	Janne Niinimaa (D)	25:20
2001-02	Janne Niinimaa (D)	26:01
2002-03	Eric Brewer (D)	24:56
2003-04	Eric Brewer (D)	24:39
2004-05	No Season - NHL Lockout	n/a
2005-06	Chris Pronger (D)	27:59
2006-07	Daniel Tjernqvist (D)	22:41
2007-08	Sheldon Souray (D)	24:20
2008-09	Sheldon Souray (D)	24:50
2009-10	Ryan Whitney (D)	25:22
2010-11	Ryan Whitney (D)	25:20
2011-12	Jeff Petry (D)	21:45
2012-13	Jeff Petry (D)	21:54
2013-14	Justin Schultz (D)	23:20
2014-15	Justin Schultz (D)	22:36
2015-16	Oscar Klefbom (D)	21:53
2016-17	Oscar Klefbom (D)	22:22
2017-18	Oscar Klefbom (D)	22:51
2018-19	Oscar Klefbom (D)	23:59

### HITS

SEASON	PLAYER	HITS
1997-98	Boris Mironov (D)	193
1998-99	Mike Grier	188
1999-00	Jason Smith (D)	260
2000-01	Jason Smith (D)	254
2001-02	Jason Smith (D)	220
2002-03	Not Recorded	n/a
2003-04	Not Recorded	n/a
2004-05	No Season - NHL Lockout	n/a
2005-06	Jason Smith (D)	151
2006-07	Jason Smith (D)	151
2007-08	Jarret Stoll	122
2008-09	Ethan Moreau	126
2009-10	J-F Jacques	158
2010-11	Theo Peckham (D)	196
2011-12	Ladislav Smid (D)	186
2012-13	Ladislav Smid (D)	151
2013-14	Jeff Petry (D)	181
2014-15	Matt Hendricks	220
2015-16	Matt Hendricks	175
2016-17	Adam Larsson (D)	253
2017-18	Adam Larsson (D)	254
2018-19	Milan Lucic	259



## EDMONTON OILERS YEARLY LEADERS (1979-80 TO 2018-2019)

### BLOCKED SHOTS

SEASON	PLAYER	BKS
1997-98	Not Recorded	n/a
1998-99	Not Recorded	n/a
1999-00	Jason Smith (D)	167
2000-01	Jason Smith (D)	210
2001-02	Jason Smith (D)	261
2002-03	Not Recorded	n/a
2003-04	Not Recorded	n/a
2004-05	No Season - NHL Lockout	n/a
2005-06	Jason Smith (D)	176
2006-07	Jason Smith (D)	228
2007-08	Steve Staios (D)	187
2008-09	Steve Staios (D)	157
2009-10	Tom Gilbert (D)	165
2010-11	Tom Gilbert (D)	172
2011-12	Ladislav Smid (D)	184
2012-13	Ladislav Smid (D)	119
2013-14	Jeff Petry (D)	132
2014-15	Mark Fayne (D)	125
2015-16	Andrej Sekera (D)	156
2016-17	Kris Russell (D)	213
2017-18	Kris Russell (D)	223
2018-19	Kris Russell (D)	185

### TAKEAWAYS

SEASON	PLAYER	TKA
1997-98	Todd Marchant	93
1998-99	Janne Niinimaa	53
1999-00	Todd Marchant, Ryan Smyth	58
2000-01	Todd Marchant	68
2001-02	Todd Marchant	83
2002-03	Not Recorded	n/a
2003-04	Not Recorded	n/a
2004-05	No Season - NHL Lockout	n/a
2005-06	Ryan Smyth	64
2006-07	Shawn Horcoff	75
2007-08	Marty Reasoner	45
2008-09	Shawn Horcoff	53
2009-10	Dustin Penner	51
2010-11	Jordan Eberle	56
2011-12	Ryan Smyth	54
2012-13	Jeff Petry (D)	32
2013-14	Taylor Hall	76
2014-15	Ryan Nugent-Hopkins	54
2015-16	Taylor Hall	64
2016-17	Connor McDavid	76
2017-18	Connor McDavid	111
2018-19	Connor McDavid	99

### FACE-OFF WINNING PERCENTAGE

(Minimum 410 Face-Offs)

(Minimum 205 Face-Offs 48 Game Season)\*

SEASON	PLAYER	PCT. (FOW-TFO)
1997-98	Jason Arnott	51.8 (299-577)
1998-99	Josef Beranek	50.2 (633-1261)
1999-00	Jim Dowd	54.03 (389-720)
2000-01	Todd Marchant	53.84 (834-1549)
2001-02	Marty Reasoner	55.53 (261-470)
2002-03	Todd Marchant	58.01 (775-1336)
2003-04	Adam Oates	57.23 (487-851)
2004-05	No Season - NHL Lockout	n/a
2005-06	Jarret Stoll	56.75 (765-1348)
2006-07	Jarret Stoll	55.60 (501-901)
2007-08	Jarret Stoll	55.09 (677-1229)
2008-09	Shawn Horcoff	53.92 (937-1756)
2009-10	Dustin Penner	47.7 (201-421)
2010-11	Shawn Horcoff	48.3 (393-420)
2011-12	Eric Belanger	55.3 (557-1007)
2012-13	Eric Belanger	53.7 (203-378)*
2013-14	Boyd Gordon	56.5 (843-1492)
2014-15	Boyd Gordon	55.9 (681-1218)
2015-16	Matt Hendricks	55.4 (251-453)
2016-17	Mark Letestu	50.4 (452-896)
2017-18	Leon Draisaitl	56.1 (672-1198)
2018-19	Kyle Brodziak	52.0 (399-767)

### FACE-OFFS WON

SEASON	PLAYER	FOW
1997-98	Doug Weight	829
1998-99	Todd Marchant	725
1999-00	Todd Marchant	843
2000-01	Todd Marchant	834
2001-02	Todd Marchant	798
2002-03	Todd Marchant	775
2003-04	Shawn Horcoff	698
2004-05	No Season - NHL Lockout	n/a
2005-06	Jarret Stoll	765
2006-07	Shawn Horcoff	720
2007-08	Jarret Stoll	677
2008-09	Shawn Horcoff	947
2009-10	Shawn Horcoff	621
2010-11	Andrew Cogliano	461
2011-12	Shawn Horcoff	728
2012-13	Sam Gagner	325*
2013-14	Boyd Gordon	843
2014-15	Boyd Gordon	681
2015-16	Mark Letestu	596
2016-17	Ryan Nugent-Hopkins	556
2017-18	Leon Draisaitl	672
2018-19	Leon Draisaitl	677





## EDMONTON OILERS ROOKIE RECORDS (1979-80 TO 2018-19)

### TOP 20 ROOKIE SCORERS

RK	PLAYER	GP	G	A	PTS	PIM	SEASON
1	Jari Kurri	75	32	43	75	40	1980-81
2	Jason Arnott	78	33	35	68	104	1993-94
3	Dave Lumley	80	20	38	58	138	1979-80
4	Glenn Anderson	58	30	23	53	24	1980-81
5	RYAN NUGENT-HOPKINS	62	18	34	52	16	2011-12
6	Sam Gagner	79	13	36	49	23	2007-08
7	CONNOR MCDAVID	45	16	32	48	18	2015-16
8	Andrew Cogliano	82	18	27	45	20	2007-08
9	Jordan Eberle	69	18	25	43	22	2010-11
10	Taylor Hall	65	22	20	42	27	2010-11
11	Raimo Summanen	73	19	18	37	16	1985-86
12	Miroslav Satan	62	18	17	35	22	1995-96
13	Risto Siltanen (D)	64	6	29	35	26	1979-80
14	Magnus Paajarvi	80	15	19	34	16	2010-11
15	Jaroslav Pouzar	74	15	18	33	57	1982-83
16	Tom Gilbert (D)	82	13	20	33	20	2007-08
17	Mike Grier	79	15	17	32	45	1996-97
18	Nail Yakupov	48	17	14	31	24	2012-13
19	Rem Murray	82	11	20	31	16	1996-97
20	Paul Coffey (D)	74	9	23	31	130	1980-81

### ROOKIE GOALTENDERS

(MINIMUM OF FIVE GAMES PLAYED)

GOALTENDERS	SEASON	GP	MINS	GA	GAA	SO	W-L-T/OTL	W%	SA	SV%
Grant Fuhr	1981-82	48	2842	157	3.31	0	28-5-14	.745	1537	.898
Jeff Deslauriers	2009-10	48	2798	152	3.26	3	16-28-4	.375	1529	.900
Devan Dubnyk	2010-11	35	2061	93	2.71	2	12-13-8	.485	1103	.916
Anders Nilsson	2015-16	26	1413	74	3.14	0	10-12-2	.458	745	.901
Fred Brathwaite	1993-94	19	982	58	3.54	0	3-10-3	.281	523	.889
Devan Dubnyk	2009-10	19	1075	64	3.57	0	4-10-2	.312	579	.889
Joaquin Gage	1995-96	16	717	45	3.77	0	2-8-1	.227	350	.871
Fred Brathwaite	1994-95	14	601	40	4.00	0	2-5-1	.312	292	.863
Jeff Deslauriers	2008-09	10	549	30	3.34	0	4-3-0	.571	302	.901
Andy Moog	1981-82	8	399	32	4.82	0	3-5-0	.375	201	.841
LAURENT BROSSOIT	2016-17	8	332	11	1.99	0	4-1-0	.800	153	.928
Andy Moog	1980-81	7	313	20	3.82	0	3-3-0	.500	170	.882
Don Cutts	1979-80	6	269	16	3.57	0	1-2-1	.333	142	.887
Daryl Reaugh	1987-88	6	176	14	4.79	0	1-1-0	.500	114	.877
Steve Passmore	1998-99	6	362	17	2.82	0	1-4-1	.250	183	.907
LAURENT BROSSOIT	20 15-16	5	300	17	3.61	0	0-4-1	.100	142	.873

Other rookie goaltenders to appear in less than five games in one season (Laurent Brossoit, Ty Conklin, Bob Dupuis, Randy Exelby, Joaquin Gage, Mike Greenlay, Mike Minard, Daryl Reaugh, Mike Zanier)



## EDMONTON OILERS TOP ROOKIE SEASONS

### SKATERS

#### GAMES PLAYED

1.	82	Rem Murray	1996-97
		Andrew Cogliano	2007-08
		Tom Gilbert (D)	2007-08
4.	80	Dave Lumley	1979-80
		Randy Gregg (D)	1982-83
		Magnus Paajarvi	2010-11
7.	79	Mike Grier	1996-97
		Sam Gagner	2007-08
9.	78	Jason Arnott	1993-94
10.	77	Ladislav Smid	2006-07

#### GOALS

1.	33	Jason Arnott	1993-94
2.	32	Jari Kurri	1980-81
3.	30	Glenn Anderson	1980-81
4.	22	Taylor Hall	2010-11
5.	20	Dave Lumley	1979-80
6.	19	Raimo Summanen	1985-86
7.	18	Miroslav Satan	1995-96
		Andrew Cogliano	2007-08
		Jordan Eberle	2010-11
		RYAN NUGENT-HOPKINS	2011-12

#### ASSISTS

1.	43	Jari Kurri	1980-81
2.	38	Dave Lumley	1979-80
3.	36	Sam Gagner	2007-08
4.	35	Jason Arnott	1993-94
5.	34	RYAN NUGENT-HOPKINS	2011-12
6.	32	CONNOR MCDAVID	2015-16
7.	29	Risto Siltanen (D)	1979-80
8.	27	Andrew Cogliano	2007-08
9.	25	Jordan Eberle	2010-11
10.	24	Ales Hemsley	2002-03

#### POINTS

1.	75	Jari Kurri	1980-81
2.	68	Jason Arnott	1993-94
3.	58	Dave Lumley	1979-80
4.	53	Glenn Anderson	1980-81
5.	52	RYAN NUGENT-HOPKINS	2011-12
6.	49	Sam Gagner	2007-08
7.	48	CONNOR MCDAVID	2015-16
8.	45	Andrew Cogliano	2007-08
9.	43	Jordan Eberle	2010-11
10.	42	Taylor Hall	2010-11

#### PENALTY MINUTES

1.	234	Kelly Buchberger	1988-89
2.	188	Sean Brown (D)	1998-99
3.	166	Steve Smith (D)	1985-86
4.	138	Dave Lumley	1980-81
5.	130	Paul Coffey (D)	1980-81
6.	127	Luke Gazdic	2013-14
7.	124	Jeff Beukeboom (D)	1986-87
8.		Louie Debrusk	1991-92
9.	105	Zack Stortini	2006-07
10.	104	Jason Arnott	1993-94

### GOALTENDERS

#### GAMES

1.	48	Grant Fuhr	1981-82
		Jeff Deslauriers	2009-10
3.	35	Devan Dubnyk	2010-11
4.	26	Anders Nilsson	2015-16
5.	19	Fred Brathwaite	1993-94
		Devan Dubnyk	2009-10

#### WINS

1.	28	Grant Fuhr	1981-82
2.	16	Jeff Deslauriers	2009-10
3.	12	Devan Dubnyk	2010-11
4.	10	Anders Nilsson	2015-16
5.	4	Jeff Deslauriers	2008-09
		Devan Dubnyk	2009-10
		Laurent Brossoit	2016-17

## EDMONTON OILER ROOKIE LEADERS (OTHER CATEGORIES)

### SKATERS

GOALS BY A DEFENCEMAN	13	Tom Gilbert	2007-08
ASSISTS BY A DEFENCEMAN	29	Risto Siltanen	1979-80
POWER PLAY GOALS	10	Glenn Anderson Jason Arnott David Oliver	1980-81 1993-94 1994-95
SHORTHANDED GOALS	3	Glenn Anderson Mats Lindgren	1980-81 1996-97
GAME WINNING GOALS	6	Dave Lumley	1979-80
GAME TYING GOALS	2	Glenn Anderson Jari Kurri Martin Gelin	1980-81 1980-81 1989-90
SHOOTOUT DECIDING GOALS	4	Sam Gagner	2007-08
HAT TRICKS	3	Jari Kurri	1980-81
PLUS/MINUS	+30	Steve Smith	1985-86
SHOTS ON GOAL	202	Jari Kurri	1980-81

### GOALTENDERS

Minutes (by a goaltender)	2842	Grant Fuhr	1981-82
Saves (by a goaltender)	1377	Jeff Deslauriers	2009-10
Goals against average (min. 10 GP)	2.71	Devan Dubnyk	2010-11
Save percentage (min. 10 GP)	.916	Devan Dubnyk	2010-11



## EDMONTON OILERS MULTIPLE POINT GAMES (1979-80 TO 2018-19)

RK	ALL-TIME LEADERS	GOALS				ASSISTS							POINTS								TOT	GP
		2	3	4	5	2	3	4	5	6	7	2	3	4	5	6	7	8				
1	Wayne Gretzky	94	30	9	4	181	93	39	8	1	3	171	143	79	57	14	6	2	472	696		
2	Mark Messier	57	10	3	0	118	35	5	0	1	0	185	88	24	2	1	0	0	300	851		
3	Jari Kurri	84	18	1	1	84	28	9	1	0	0	160	91	31	10	4	0	0	296	754		
4	Glenn Anderson	55	17	3	0	87	11	3	0	0	0	147	68	19	4	2	0	0	240	845		
5	Paul Coffey	35	3	1	0	84	27	3	1	1	0	97	63	13	8	1	0	1	183	532		
6	Doug Weight	19	1	0	0	67	15	3	0	0	0	117	27	7	1	0	0	0	152	588		
7	Ryan Smyth	36	5	0	0	41	9	0	0	0	0	103	34	5	0	0	0	0	142	971		
8	Ales Hemsky	10	1	0	0	46	9	2	0	0	0	93	15	6	1	0	0	0	115	652		
9	CONNOR MCDAVID	15	3	1	0	53	13	0	0	0	0	70	33	5	2	0	0	0	110	287		
10	Esa Tikkanen	25	5	0	0	42	9	1	0	0	0	66	32	5	2	0	0	0	105	522		
T11	Craig Simpson	27	2	0	0	23	5	0	0	0	0	68	20	4	0	0	0	0	92	419		
T11	Jordan Eberle	21	2	0	0	31	4	0	0	0	0	69	19	4	0	0	0	0	92	507		
13	Shawn Horcoff	8	1	0	0	45	3	1	0	0	0	66	19	2	0	0	0	0	87	796		
14	RYAN NUGENT-HOPKINS	13	3	0	0	37	2	1	1	0	0	70	11	3	1	0	0	0	85	539		
15	LEON DRAISAITL	14	1	0	0	33	5	1	0	0	0	55	23	3	0	0	0	0	81	351		
16	Taylor Hall	9	4	0	0	27	7	1	0	0	0	50	22	4	1	0	0	0	77	381		
17	Charlie Huddy	3	0	0	0	45	5	1	0	0	0	57	12	2	0	0	0	0	71	694		
18	Todd Marchant	13	0	0	0	22	1	0	0	0	0	53	8	2	0	0	0	0	63	678		
19	SAM GAGNER	8	1	1	0	28	0	1	0	0	0	45	10	1	0	0	0	1	57	506		
20	Mike Krushelnyski	9	1	0	0	15	2	1	0	0	0	43	10	3	0	0	0	0	56	290		
21	Kevin Lowe	1	0	0	0	30	5	0	1	0	0	47	7	0	0	1	0	0	55	1037		
22	Jason Arnott	16	2	0	0	18	3	0	0	0	0	38	11	2	1	0	0	0	52	286		
T23	Ken Linseman	4	1	0	0	17	6	0	0	0	0	42	7	2	0	0	0	0	51	202		
T23	Dale Hunter	5	0	0	0	26	2	0	0	0	0	43	7	1	0	0	0	0	51	653		
T23	Craig MacTavish	11	2	0	0	6	4	0	0	0	0	39	9	3	0	0	0	0	51	701		
26	Petr Klíma	16	3	0	0	15	0	0	0	0	0	36	11	1	1	0	0	0	49	274		
T27	Steve Smith	2	0	0	0	26	4	2	0	0	0	35	8	3	0	0	0	0	46	385		
T27	Dave Lumley	7	2	0	0	16	4	1	0	0	0	35	5	3	2	1	0	0	46	386		
29	Brett Callighen	9	0	0	0	17	3	0	0	0	0	31	12	0	0	0	0	0	43	160		
T30	Zdeno Ciger	6	0	0	0	18	1	1	0	0	0	33	7	1	0	0	0	0	41	204		
T30	Risto Siltanen	3	1	0	0	20	5	1	0	0	0	29	11	1	0	0	0	0	41	206		
T30	Anson Carter	13	0	0	0	11	0	0	0	0	0	33	8	0	0	0	0	0	41	211		
T30	Bill Guerin	16	0	0	0	10	2	0	0	0	0	36	4	1	0	0	0	0	41	211		
T30	Joe Murphy	7	1	0	0	16	1	0	0	0	0	32	6	3	0	0	0	0	41	222		
35	Dustin Penner	7	0	0	0	11	3	0	0	0	0	34	2	2	1	0	0	0	39	304		
36	Tom Gilbert (D)	0	0	0	0	24	4	0	0	0	0	30	6	1	0	0	0	0	37	384		
T37	Blair MacDonald	8	4	0	0	10	3	0	0	0	0	24	6	6	0	0	0	0	36	131		
T37	Dean McAmmond	5	0	0	0	16	1	0	0	0	0	30	6	0	0	0	0	0	36	303		
T37	Ethan Moreau	8	1	0	0	9	1	0	0	0	0	29	7	0	0	0	0	0	36	653		
T39	Shayne Corson	5	1	0	0	17	2	0	0	0	0	29	5	1	0	0	0	0	35	192		
T39	Pat Hughes	11	0	0	1	10	1	0	0	0	0	30	3	1	1	0	0	0	35	300		



## EDMONTON OILERS MULTIPLE POINT GAMES BY SEASON (1979-80 TO 2018-19)

TEAM TOTALS SEASON	GOALS				ASSISTS							POINTS								TOT
	2	3	4	5	2	3	4	5	6	7	2	3	4	5	6	7	8			
1979-80	37	7	0	0	60	13	3	0	0	1	123	37	13	2	2	1	0	178		
1980-81	30	10	1	1	76	21	6	0	0	0	129	47	16	5	1	1	0	199		
1981-82	51	10	3	1	109	32	5	0	0	0	171	65	22	13	2	1	0	274		
1982-83	56	9	1	0	105	23	5	2	0	0	180	68	20	6	3	0	0	277		
1983-84	51	14	5	2	108	39	2	3	1	0	161	82	20	14	3	1	2	283		
1984-85	57	16	1	1	113	23	11	0	0	0	172	51	25	12	5	0	0	265		
1985-86	60	13	1	0	97	28	13	3	2	2	150	80	26	11	7	2	2	278		
1986-87	50	6	1	0	80	26	4	1	0	0	141	66	16	10	0	0	0	233		
1987-88	40	8	1	1	95	20	7	2	0	0	144	56	20	8	1	0	0	229		
1988-89	46	5	2	0	78	23	6	0	0	0	131	40	21	5	1	0	0	198		
1989-90	36	6	1	0	74	11	4	0	0	0	139	44	9	2	0	0	0	194		
1990-91	28	5	0	0	61	12	2	0	0	0	107	38	7	1	0	0	0	153		
1991-92	27	1	1	0	60	8	0	0	0	0	129	25	5	1	0	0	0	160		
1992-93	22	1	0	0	40	6	0	0	0	0	103	11	1	0	0	0	0	115		
1993-94	25	2	0	0	58	8	1	0	0	0	106	27	5	0	0	0	0	138		
1994-95	12	2	0	0	34	2	2	0	0	0	60	10	1	0	0	0	0	71		
1995-96	21	2	0	0	54	10	0	0	0	0	101	26	3	1	0	0	0	131		
1996-97	23	4	0	0	39	6	0	0	0	0	87	20	4	0	0	0	0	111		
1997-98	15	0	0	0	38	3	1	0	0	0	89	12	2	0	0	0	0	103		
1998-99	25	2	0	0	37	3	1	0	0	0	83	15	2	0	0	0	0	100		
1999-00	16	4	1	0	46	6	0	0	0	0	91	15	3	1	0	0	0	110		
2000-01	20	2	0	0	34	4	2	0	0	0	94	17	2	1	0	0	0	114		
2001-02	17	0	0	0	40	5	0	0	0	0	79	12	2	0	0	0	0	93		
2002-03	20	1	0	0	40	3	0	0	0	0	93	17	2	0	0	0	0	112		
2003-04	15	0	0	0	38	2	0	0	0	0	98	11	0	0	0	0	0	109		
2005-06	22	2	0	0	65	5	2	0	0	0	111	20	5	0	0	0	0	136		
2006-07	17	1	0	0	39	6	0	0	0	0	76	11	5	0	0	0	0	92		
2007-08	16	0	0	0	46	5	0	0	0	0	97	13	1	0	0	0	0	111		
2008-09	10	3	0	0	55	9	0	0	0	0	103	17	4	0	0	0	0	124		
2009-10	14	0	0	0	33	4	1	0	0	0	87	9	2	2	0	0	0	100		
2010-11	7	1	0	0	41	1	1	0	0	0	81	9	1	0	0	0	0	91		
2011-12	14	4	1	0	38	6	1	1	0	0	78	15	5	1	0	0	1	100		
2012-13	9	2	0	0	31	3	1	0	0	0	52	11	2	1	0	0	0	66		
2013-14	14	2	0	0	36	9	0	0	0	0	82	19	3	0	0	0	0	104		
2014-15	15	1	0	0	32	1	0	0	0	0	55	12	1	0	0	0	0	68		
2015-16	17	2	0	0	40	3	0	0	0	0	65	22	4	1	0	0	0	93		
2016-17	17	4	0	0	52	6	1	0	0	0	85	27	3	0	0	0	0	115		
2017-18	17	2	1	0	48	9	0	0	0	0	99	23	3	1	0	0	0	126		
2018-19	23	2	0	0	54	9	1	0	0	0	101	21	5	0	0	0	0	127		
<b>TOTALS</b>	<b>1012</b>	<b>156</b>	<b>21</b>	<b>6</b>	<b>2224</b>	<b>413</b>	<b>83</b>	<b>12</b>	<b>3</b>	<b>3</b>	<b>4133</b>	<b>1121</b>	<b>291</b>	<b>99</b>	<b>25</b>	<b>6</b>	<b>5</b>	<b>5680</b>		

**NOTE:** Each column represents only the number of games in which the exact number of goals, assists or points were scored. For example, the two-goal column only indicates the number of games in which the player scored exactly two goals and does not include his three-or-more goal games.



## EDMONTON OILERS 20 OR MORE GOAL SEASONS BY PLAYER (1979-80 TO 2018-19)

### GOALS

PLAYER	20	30	40	50	60	70	80	90	TOT
Jari Kurri	-	3	3	2	1	1	-	-	10
Glenn Anderson	1	5	2	2	-	-	-	-	10
Mark Messier	2	5	2	1	-	-	-	-	10
Wayne Gretzky	-	-	1	3	1	2	1	1	9
Ryan Smyth	4	4	-	-	-	-	-	-	8
Craig Simpson	3	2	1	-	-	-	-	-	6
Doug Weight	6	-	-	-	-	-	-	-	6
Paul Coffey	2	1	2	-	-	-	-	-	5
Esa Tikkanen	2	3	-	-	-	-	-	-	5
Jordan Eberle	4	1	-	-	-	-	-	-	5
Taylor Hall	5	-	-	-	-	-	-	-	5
Petr Klima	2	1	1	-	-	-	-	-	4
Craig MacTavish	4	-	-	-	-	-	-	-	4
Pat Hughes	3	-	-	-	-	-	-	-	3
Dustin Penner	2	1	-	-	-	-	-	-	3
Jason Arnott	1	1	-	-	-	-	-	-	2
Brett Callighen	2	-	-	-	-	-	-	-	2
Anson Carter	2	-	-	-	-	-	-	-	2
Zdeno Ciger	1	1	-	-	-	-	-	-	2
Mike Comrie	1	1	-	-	-	-	-	-	2
Mike Grier	2	-	-	-	-	-	-	-	2
Bill Guerin	1	1	-	-	-	-	-	-	2
Matti Hagman	2	-	-	-	-	-	-	-	2
Ales Hemsky	2	-	-	-	-	-	-	-	2
Shawn Horcoff	2	-	-	-	-	-	-	-	2
Mike Krushelnyski	1	-	1	-	-	-	-	-	2
CONNOR MCDAVID	-	1	2	-	-	-	-	-	3
Dave Lumley	1	1	-	-	-	-	-	-	2
Joe Murphy	1	1	-	-	-	-	-	-	2
Raffi Torres	2	-	-	-	-	-	-	-	2
LEON DRAISAITL	2	-	-	1	-	-	-	-	3
RYAN NUGENT-HOPKINS	3	-	-	-	-	-	-	-	3
Jimmy Carson	-	-	1	-	-	-	-	-	1
Blair MacDonald	-	-	1	-	-	-	-	-	1
Vincent Damphousse	-	1	-	-	-	-	-	-	1
Andrei Kovalenko	-	1	-	-	-	-	-	-	1
Ken Linseman	-	1	-	-	-	-	-	-	1
Stan Weir	-	1	-	-	-	-	-	-	1
Kelly Buchberger	1	-	-	-	-	-	-	-	1
Alex Chiasson	1	-	-	-	-	-	-	-	1
Shayne Corson	1	-	-	-	-	-	-	-	1
Mariusz Czerkawski	1	-	-	-	-	-	-	-	1
Martin Gelinás	1	-	-	-	-	-	-	-	1
Charlie Huddy	1	-	-	-	-	-	-	-	1
Dave Hunter	1	-	-	-	-	-	-	-	1
Willy Lindstrom	1	-	-	-	-	-	-	-	1
Milan Lucic	1	-	-	-	-	-	-	-	1
Todd Marchant	1	-	-	-	-	-	-	-	1
Patrick Maroon	1	-	-	-	-	-	-	-	1
Scott Mellanby	1	-	-	-	-	-	-	-	1
Ethan Moreau	1	-	-	-	-	-	-	-	1
Rem Murray	1	-	-	-	-	-	-	-	1
Mark Napier	1	-	-	-	-	-	-	-	1
Bernie Nicholls	1	-	-	-	-	-	-	-	1
David Oliver	1	-	-	-	-	-	-	-	1
David Perron	1	-	-	-	-	-	-	-	1
Alex Selivanov	1	-	-	-	-	-	-	-	1
<b>TOTALS</b>	<b>85</b>	<b>37</b>	<b>17</b>	<b>9</b>	<b>2</b>	<b>3</b>	<b>1</b>	<b>1</b>	<b>155</b>

57 players







## EDMONTON OILERS 20 OR MORE GOAL SEASONS

### 92 GOALS (1) (Oilers/NHL Record)

Wayne Gretzky# ..... 1981-82

### 87 GOALS (1)

Wayne Gretzky# ..... 1983-84

### 73 GOALS (1)

Wayne Gretzky# ..... 1984-85

### 71 GOALS (2)

Wayne Gretzky# ..... 1982-83

Jari Kurri ..... 1984-85

### 68 GOALS (1)

Jari Kurri# ..... 1985-86

### 62 GOALS (1)

Wayne Gretzky# ..... 1986-87

### 55 GOALS (1)

Wayne Gretzky ..... 1980-81

### 54 GOALS (3)

Glenn Anderson ..... 1983-84

Glenn Anderson ..... 1985-86

Jari Kurri ..... 1986-87

### 52 GOALS (2)

Jari Kurri ..... 1983-84

Wayne Gretzky ..... 1985-86

### 51 GOALS (1)

Wayne Gretzky ..... 1979-80

### 50 GOALS (1)

Mark Messier ..... 1981-82

LEON DRAISAITL ..... 2018-19

### 49 GOALS (1)

Jimmy Carson ..... 1988-89

### 48 GOALS (3)

Glenn Anderson ..... 1982-83

Mark Messier ..... 1982-83

Paul Coffey (D) ..... 1985-86

### 46 GOALS (1)

Blair MacDonald ..... 1979-80

### 45 GOALS (2)

Jari Kurri ..... 1982-83

Mark Messier ..... 1989-90

### 44 GOALS (1)

Jari Kurri ..... 1988-89

### 43 GOALS (3)

Mike Krushelnyski ..... 1984-85

Jari Kurri ..... 1987-88

\*Craig Simpson ..... 1987-88 PIT, EDM

### 42 GOALS (1)

Glenn Anderson ..... 1984-85

### 41 GOALS (1)

CONNOR MCDAVID ..... 2017-18

CONNOR MCDAVID ..... 2018-19

### 40 GOALS (3)

Paul Coffey (D) ..... 1983-84

Wayne Gretzky ..... 1987-88

Petr Klima ..... 1990-91

### 39 GOALS (1)

Ryan Smyth ..... 1996-97

### 38 GOALS (3)

Glenn Anderson ..... 1981-82

Glenn Anderson ..... 1987-88

Vincent Damphousse ..... 1991-92

### 37 GOALS (4)

Mark Messier ..... 1983-84

Paul Coffey ..... 1984-85

Mark Messier ..... 1986-87

Mark Messier ..... 1987-88

### 36 GOALS (1)

Ryan Smyth ..... 2005-06

### 35 GOALS (4)

Mark Messier ..... 1985-86

Glenn Anderson ..... 1986-87

Craig Simpson ..... 1988-89

Joe Murphy ..... 1991-92

### 34 GOALS (3)

Esa Tikkanen ..... 1986-87

Glenn Anderson ..... 1989-90

Jordan Eberle ..... 2011-12

### 33 GOALS (6)

Stan Weir ..... 1979-80

Ken Linseman ..... 1982-83

Mark Messier ..... 1988-89

Jari Kurri ..... 1989-90

Jason Arnott (R) ..... 1993-94

Mike Comrie ..... 2001-02

### 32 GOALS (6)

Jari Kurri (R) ..... 1980-81

Jari Kurri ..... 1981-82

Dave Lumley ..... 1981-82

Petr Klima ..... 1992-93

Andrei Kovalenko ..... 1996-97

Dustin Penner ..... 2009-10

### 31 GOALS (4)

Esa Tikkanen ..... 1988-89

Zdeno Ciger ..... 1995-96

Ryan Smyth ..... 2000-01

\*Ryan Smyth ..... 2006-07 EDM, NYI

### 30 GOALS (5)

Glenn Anderson (R) ..... 1980-81

Esa Tikkanen ..... 1989-90

Craig Simpson ..... 1990-91

Bill Guerin ..... 1998-99

CONNOR MCDAVID ..... 2016-17

### 29 GOALS (3)

Paul Coffey (D) ..... 1981-82

Paul Coffey (D) ..... 1982-83

Craig Simpson ..... 1982-83

LEON DRAISAITL ..... 2016-17

### 28 GOALS (5)

Jason Arnott ..... 1995-96

Ryan Smyth ..... 1999-00

Anson Carter ..... 2001-02

Jordan Eberle ..... 2013-14

David Perron ..... 2013-14

RYAN NUGENT-HOPKINS ..... 2018-19

### 27 GOALS (7)

Pat Hughes ..... 1983-84

Joe Murphy ..... 1990-91

Esa Tikkanen ..... 1990-91

Alex Selivanov ..... 1999-00

Ryan Smyth ..... 2002-03

Raffi Torres ..... 2005-06

Taylor Hall ..... 2011-12

Taylor Hall ..... 2013-14

Patrick Maroon ..... 2016-17

### 26 GOALS (3)

Mariusz Czerkawski ..... 1996-97

Doug Weight ..... 1997-98

Taylor Hall ..... 2015-16

### 25 GOALS (9)

Brett Callighen ..... 1980-81

Pat Hughes ..... 1982-83

\*Petr Klima ..... 1989-90 DET, EDM

Shayne Corson ..... 1993-94

Doug Weight ..... 1995-96

Doug Weight ..... 2000-01

\*Anson Carter ..... 2002-03 EDM, NYR

Jordan Eberle ..... 2015-16

LEON DRAISAITL ..... 2017-18

### 24 GOALS (10)

Pat Hughes ..... 1981-82

Mark Napier ..... 1985-86

Glenn Anderson ..... 1990-91

Craig Simpson ..... 1991-92

Craig Simpson ..... 1992-93

Doug Weight ..... 1993-94

Bill Guerin ..... 1999-00

RYAN NUGENT-HOPKINS ..... 2014-15

Jordan Eberle ..... 2014-15

RYAN NUGENT-HOPKINS ..... 2017-18



## EDMONTON OILERS 20 OR MORE GOAL SEASONS

### 23 GOALS (11)

Brett Callighen.....	1979-80
Mark Messier.....	1980-81
Mark Messier.....	1984-85
Craig MacTavish.....	1985-86
Esa Tikkanen .....	1987-88
Scott Mellanby.....	1991-92
Ryan Smyth .....	2003-04
Dustin Penner .....	2007-08
Ales Hemsky .....	2008-09
Sheldon Souray (D).....	2008-09
Taylor Hall (R) .....	2010-11
MILAN LUCIC .....	2016-17

### 22 GOALS (8)

Willy Lindstrom.....	1983-84
Dave Hunter .....	1983-84
Zdeno Ciger.....	1993-94
Mike York.....	2002-03
Jarret Stoll.....	2005-06
Shawn Horcoff.....	2005-06
Petr Sykora .....	2006-07
Taylor Hall .....	2010-11
ALEX CHIASSON.....	2018-19

### 21 GOALS (9)

Matti Hagman .....	1981-82
Craig MacTavish.....	1988-89
Craig MacTavish.....	1989-90
Petr Klima .....	1991-92
Doug Weight.....	1996-97
Rem Murray.....	1998-99
Doug Weight.....	1999-00
Shawn Horcoff.....	2007-08
*Dustin Penner.....	2010-11 EDM, LAK

### 20 GOALS (19)

Dave Lumley (R) .....	1979-80
Matti Hagman .....	1980-81
Charlie Huddy (D) .....	1982-83
Craig MacTavish .....	1986-87
Mike Krushelnyski .....	1987-88
Martin Gelinas.....	1990-91
Kelly Buchberger .....	1991-92
*Bernie Nicholls .....	1991-92 NYR, EDM
Anatoli Semenov .....	1991-92
David Oliver .....	1995-96
Ryan Smyth .....	1997-98
Mike Grier .....	1998-99
Mike Grier .....	2000-01
Mike Comrie .....	2002-03
Todd Marchant .....	2002-03
Ethan Moreau .....	2003-04
Raffi Torres .....	2003-04
Ales Hemsky .....	2007-08
Jordan Eberle.....	2016-17

(D) - Defenceman

(R) - Rookie

# - NHL Leader

\* - Indicates players who reached that total playing on two teams that season, including the Oilers



## EDMONTON OILERS THREE-OR-MORE GOAL GAMES (1979-80 TO 2017-18)

PLAYER	REGULAR SEASON				PLAYOFFS			OVERALL			
	3	4	5	TOT	3	4	TOT	3	4	5	TOT
Wayne Gretzky	30	9	4	43	5	2	7	35	11	4	50
Jari Kurri	18	1	1	20	5	2	7	23	3	1	27
Glenn Anderson	17	3	0	20	1	1	2	18	4	0	22
Mark Messier	10	3	0	13	2	1	3	12	4	0	16
Esa Tikkanen	5	0	0	5	0	0	0	5	0	0	8
Ryan Smyth	5	0	0	5	0	0	0	5	0	0	5
Paul Coffey	3	1	0	4	0	0	0	3	1	0	4
Petr Klima	3	0	0	3	1	0	1	4	0	0	4
CONNOR MCDAVID	3	1	0	4	0	0	0	3	1	0	4
Blair MacDonald	4	0	0	4	0	0	0	4	0	0	4
Taylor Hall	4	0	0	4	0	0	0	4	0	0	4
Alex Selivanov	2	1	0	3	0	0	0	2	1	0	3
RYAN NUGENT-HOPKINS	3	0	0	3	0	0	0	3	0	0	3
Jason Arnott	2	0	0	2	0	0	0	2	0	0	2
Mariusz Czerkawski	2	0	0	2	0	0	0	2	0	0	2
Sam Gagner	1	1	0	2	0	0	0	1	1	0	2
Dave Lumley	2	0	0	2	0	0	0	2	0	0	2
Craig MacTavish	2	0	0	2	0	0	0	2	0	0	2
Joe Murphy	1	0	0	1	1	0	1	2	0	0	2
Craig Simpson	2	0	0	2	0	0	0	2	0	0	2
Doug Weight	1	0	0	1	1	0	1	2	0	0	2
Jordan Eberle	2	0	0	2	0	0	0	2	0	0	2
Don Ashby	1	0	0	1	0	0	0	1	0	0	1
Marc-Andre Bergeron	1	0	0	1	0	0	0	1	0	0	1
Kelly Buchberger	1	0	0	1	0	0	0	1	0	0	1
Jimmy Carson	1	0	0	1	0	0	0	1	0	0	1
Erik Cole	1	0	0	1	0	0	0	1	0	0	1
Shayne Corson	1	0	0	1	0	0	0	1	0	0	1
Geoff Courtnall	1	0	0	1	0	0	0	1	0	0	1
Vincent Damphousse	0	1	0	1	0	0	0	0	1	0	1
Boyd Devereaux	1	0	0	1	0	0	0	1	0	0	1
LEON DRAISAITL	1	0	0	1	1	0	1	2	0	0	2
Martin Gelinás	1	0	0	1	0	0	0	1	0	0	1
Adam Graves	1	0	0	1	0	0	0	1	0	0	1
Mike Grier	1	0	0	1	0	0	0	1	0	0	1
Brent Grieve	1	0	0	1	0	0	0	1	0	0	1
Dave Hannan	1	0	0	1	0	0	0	1	0	0	1
Ales Hemsky	1	0	0	1	0	0	0	1	0	0	1
Shawn Horcoff	1	0	0	1	0	0	0	1	0	0	1
Pat Hughes	0	0	1	1	0	0	0	0	0	1	1
Ryan Jones	1	0	0	1	0	0	0	1	0	0	1
Lauri Korpikoski	1	0	0	1	0	0	0	1	0	0	1
Mike Krushelnyski	1	0	0	1	0	0	0	1	0	0	1
Normand Lacombe	1	0	0	1	0	0	0	1	0	0	1
Georges Laraque	1	0	0	1	0	0	0	1	0	0	1
Willy Lindstrom	1	0	0	1	0	0	0	1	0	0	1
Ken Linseman	1	0	0	1	0	0	0	1	0	0	1
Milan Lucic	1	0	0	1	0	0	0	1	0	0	1
Patrick Maroon	1	0	0	1	0	0	0	1	0	0	1
Ethan Moreau	1	0	0	1	0	0	0	1	0	0	1
Rem Murray	1	0	0	1	0	0	0	1	0	0	1
David Oliver	1	0	0	1	0	0	0	1	0	0	1
David Perron	1	0	0	1	0	0	0	1	0	0	1
Fernando Pisani	1	0	0	1	0	0	0	1	0	0	1
Dave Semenko	1	0	0	1	0	0	0	1	0	0	1
Gord Sherven	1	0	0	1	0	0	0	1	0	0	1



PLAYER	REGULAR SEASON				PLAYOFFS			OVERALL			
	3	4	5	TOT	3	4	TOT	3	4	5	TOT
Risto Siltanen	1	0	0	1	0	0	0	1	0	0	1
Bill Guerin	0	0	0	0	1	0	1	1	0	0	1
Nail Yakupov	1	0	0	1	0	0	0	1	0	0	1
<b>TOTALS</b>	<b>156</b>	<b>21</b>	<b>6</b>	<b>183</b>	<b>18</b>	<b>6</b>	<b>24</b>	<b>174</b>	<b>27</b>	<b>6</b>	<b>210</b>

## ACTIVE OILERS THREE-OR-MORE GOAL GAMES

### REGULAR SEASON

PLAYER	DATE	OPPONENT	GOALTENDER(S)	G
Sam Gagner	March 19, 2009	at Colorado	Peter Budaj	3G
Ryan Nugent-Hopkins	October 15, 2011	vs. Vancouver	Roberto Luongo	3G
Sam Gagner	February 2, 2012	vs. Chicago	Corey Crawford/Ray Emery	4G
Ryan Nugent-Hopkins	March 8, 2015	at Carolina	Cam Ward	3G
Connor McDavid	November 19, 2016	at Dallas	Kari Lehtonen/Antti Niemi	3G
Milan Lucic	April 6, 2017	at San Jose	Martin Jones	3G
Connor McDavid	October 4, 2017	vs. Calgary	Mike Smith	3G
Connor McDavid	February 5, 2018	vs. Tampa Bay	Andrei Vasilevsky/Louis Domingue	4G
Connor McDavid	February 18, 2018	at Colorado	Semyon Varlamov	3G
Ryan Nugent-Hopkins	March 26, 2019	vs. Los Angeles	Jonathan Quick	3G
Leon Draisaitl	March 26, 2019	vs. Los Angeles	Jonathan Quick/Jack Campbell	3G





## EDMONTON OILERS ALL-TIME THREE-OR-MORE GOAL GAMES (1979-80 TO 2018-19)

**TOTAL: 183 (154 3-GOAL GAMES, 22 4-GOAL GAMES, 6 5-GOAL GAMES)**

**NOTE:** In the NO column, the first number indicates the number of hat tricks scored in that season and the second number indicates the player's career total.

PLAYER	NO	GOALS	DATE	OPPONENT	GOALTENDER(S)
<b>1979-80 (7; 7 3-GOAL GAMES)</b>					
1. Blair MacDonald	1-1	3	Oct. 19, 1979	vs Quebec	Michel Dion
2. Blair MacDonald	2-2	3	Jan. 19, 1980	at Pittsburgh	Greg Millen
3. Blair MacDonald	3-3	3	Jan. 26, 1980	vs Toronto	Paul Harrison (2), Vincent Tremblay (1)
4. Wayne Gretzky	1-1	3	Feb. 1, 1980	vs Winnipeg	Pierre Hamel (2), Markus Mattsson (1)
5. Blair MacDonald	4-4	3	Feb. 15, 1980	vs Washington	Wayne Stephenson
6. Wayne Gretzky	2-2	3	Mar. 21, 1980	vs Pittsburgh	Greg Millen
7. Don Ashby	1-1	3	Mar. 29, 1980	at Toronto	Mike Palmateer
<b>1980-81 (12; 10 3-GOAL GAMES, 1 4-GOAL GAME, 1 5-GOAL GAME)</b>					
8. Dave Semenko	1-1	3	Oct. 19, 1980	at NY Rangers	Wayne Thomas (2), ENG (1)
9. Jari Kurri	1-1	3	Nov. 26, 1980	vs Chicago	Tony Esposito
10. Wayne Gretzky	1-3	3	Dec. 23, 1980	at Los Angeles	Doug Keans
11. Jari Kurri	2-2	3	Jan. 11, 1981	at Quebec	Ron Grahame
12. Jari Kurri	3-3	3	Jan. 28, 1981	vs Montreal	Richard Sevigny
13. Wayne Gretzky	2-4	3	Feb. 6, 1981	vs Winnipeg	Pierre Hamel
14. Wayne Gretzky	3-5	5	Feb. 18, 1981	vs St. Louis	Mike Liut (3), Ed Staniowski (2)
15. Glenn Anderson	1-1	3	Feb. 21, 1981	at Winnipeg	Markus Mattsson
16. Wayne Gretzky	4-6	4	Mar. 7, 1981	at Philadelphia	Rick St. Croix
17. Mark Messier	1-1	3	Mar. 16, 1981	vs Pittsburgh	Greg Millen
18. Glenn Anderson	2-2	3	Mar. 25, 1981	at Hartford	Mike Veisor (2), ENG (1)
19. Risto Siltanen	1-1	3	Apr. 4, 1981	vs Winnipeg	Markus Mattsson
<b>1981-82 (14; 10 3-GOAL GAMES, 3 4-GOAL GAMES, 1 5-GOAL GAME)</b>					
20. Wayne Gretzky	1-7	4	Oct. 31, 1981	vs Quebec	Dan Bouchard (1), Michel Plasse (3)
21. Glenn Anderson	1-3	3	Nov. 23, 1981	vs Detroit	Gilles Gilbert
22. Wayne Gretzky	2-8	4	Nov. 25, 1981	vs Los Angeles	Jim Rutherford
23. Mark Messier	1-2	3	Dec. 2, 1981	at Quebec	Dan Bouchard
24. Wayne Gretzky	3-9	3	Dec. 19, 1981	vs Minnesota	Gilles Meloche
25. Dave Lumley	1-1	3	Dec. 19, 1981	vs Minnesota	Gilles Meloche (2), ENG (1)
26. Wayne Gretzky	4-10	4	Dec. 27, 1981	vs Los Angeles	Mario Lessard
27. Wayne Gretzky	5-11	5	Dec. 30, 1981	vs Philadelphia	Pete Peeters (4), ENG (1)
28. Wayne Gretzky	6-12	3	Jan. 20, 1982	vs St. Louis	Gary Edwards
29. Wayne Gretzky	7-13	3	Jan. 31, 1982	vs Philadelphia	Rick St. Croix
30. Mark Messier	2-3	3	Feb. 17, 1982	vs Minnesota	Don Beaupre
31. Wayne Gretzky	8-14	3	Feb. 19, 1982	vs Hartford	Greg Millen
32. Wayne Gretzky	9-15	3	Feb. 24, 1982	at Buffalo	Don Edwards
33. Wayne Gretzky	10-16	3	Mar. 17, 1982	vs Pittsburgh	Michel Dion
<b>1982-83 (10; 9 3-GOAL GAMES, 1 4-GOAL GAME)</b>					
34. Wayne Gretzky	1-17	3	Nov. 21, 1982	vs. Quebec	Clint Malarchuk
35. Paul Coffey	1-1	3	Dec. 11, 1982	at Minnesota	Don Beaupre
36. Jari Kurri	1-4	3	Dec. 17, 1982	vs. New Jersey	Glenn Resch (2), Shawn McKenzie (1)
37. Mark Messier	1-4	4	Dec. 19, 1982	vs. Montreal	Richard Sevigny, ENG (1)
38. Glenn Anderson	1-4	3	Dec. 22, 1982	vs. Minnesota	Don Beaupre
39. Glenn Anderson	2-5	3	Jan. 7, 1983	vs. Pittsburgh	Denis Herron
40. Mark Messier	2-5	3	Jan. 19, 1983	vs. Vancouver	Richard Brodeur
41. Ken Linsmen	1-1	3	Feb. 19, 1983	at Pittsburgh	Denis Herron (2), Nick Ricci (1)
42. Jari Kurri	2-5	3	Mar. 5, 1983	at Toronto	Mike Palmateer
43. Wayne Gretzky	2-18	3	Mar. 8, 1983	at Hartford	Mike Veisor



PLAYER	NO	GOALS	DATE	OPPONENT	GOALTENDER(S)
<b>1983-84 (21; 14 3-GOAL GAMES, 5 4-GOAL GAMES, 2 5-GOAL GAMES)</b>					
44. Wayne Gretzky	1-19	4	Nov. 6, 1983	at Winnipeg	Doug Soetaert (3), ENG (1)
45. Wayne Gretzky	2-20	3	Nov. 12, 1983	at Detroit	Greg Stefan
46. Jari Kurri	1-6	5	Nov. 19, 1983	vs. New Jersey	Ron Low (2), Glenn Resch (3)
47. Wayne Gretzky	3-21	3	Nov. 19, 1983	vs. New Jersey	Ron Low (2), Glenn Resch (3)
48. Willy Lindstrom	1-1	3	Nov. 19, 1983	vs. New Jersey	Ron Low
49. Glenn Anderson	1-6	3	Dec. 3, 1983	vs. Los Angeles	Gary Laskowski
50. Wayne Gretzky	4-22	3	Dec. 14, 1983	at NY Rangers	Glen Hanlon
51. Wayne Gretzky	5-23	3	Dec. 21, 1983	vs. Winnipeg	Brian Hayward (2), ENG (1)
52. Wayne Gretzky	6-24	4	Jan. 4, 1984	vs. Minnesota	Don Beaupre (2), Gilles Meloche (2)
53. Jari Kurri	2-7	3	Jan. 4, 1984	vs. Minnesota	Don Beaupre (2), Gilles Meloche (1)
54. Wayne Gretzky	7-25	3	Jan. 7, 1984	vs. Hartford	Greg Millen (2), ENG (1)
55. Wayne Gretzky	8-26	3	Jan. 18, 1984	vs. Vancouver	Richard Brodeur
56. Pat Hughes	1-1	5	Feb. 3, 1984	vs. Calgary	Reggie Lemelin (3), Don Edwards (2)
57. Wayne Gretzky	9-27	4	Feb. 21, 1984	at St. Louis	Mike Liut
58. Wayne Gretzky	10-28	4	Feb. 22, 1984	at Pittsburgh	Roberto Romano
59. Mark Messier	1-6	3	Feb. 25, 1984	vs. Toronto	Allan Bester
60. Jari Kurri	3-8	3	Mar. 7, 1984	vs. Chicago	Murray Bannerman
61. Jari Kurri	4-9	3	Mar. 11, 1984	vs. Vancouver	John Garrett
62. Mark Messier	2-7	3	Mar. 11, 1984	vs. Vancouver	John Garrett
63. Glenn Anderson	2-7	3	Mar. 17, 1984	vs. Los Angeles	Markus Mattsson
64. Glenn Anderson	3-8	4	Mar. 21, 1984	vs. Hartford	Greg Millen (3), ENG (1)

**1984-85 (18; 16 3-GOAL GAMES, 1 4-GOAL GAME, 1 5-GOAL GAME)**

65. Gord Sherven	1-1	3	Oct. 14, 1984	vs. Quebec	Richard Sevigny
66. Wayne Gretzky	1-29	3	Oct. 18, 1984	at Minnesota	Don Beaupre
67. Jari Kurri	1-10	3	Oct. 19, 1984	at Winnipeg	Brian Hayward
68. Glenn Anderson	1-9	3	Nov. 2, 1984	vs. Chicago	Murray Bannerman
69. Jari Kurri	2-11	3	Nov. 9, 1984	at Washington	Pat Riggin
70. Wayne Gretzky	2-30	3	Nov. 27, 1984	at Toronto	Ken Wregget
71. Jari Kurri	3-12	3	Dec. 5, 1984	vs. NY Islanders	Billy Smith
72. Wayne Gretzky	3-31	5	Dec. 15, 1984	at St. Louis	Rick Wamsley (4), Mike Liut (1)
73. Paul Coffey	1-2	4	Dec. 26, 1984	at Calgary	Reggie Lemelin
74. Wayne Gretzky	4-32	3	Dec. 29, 1984	vs. Detroit	Corrado Micalef
75. Wayne Gretzky	5-33	3	Jan. 26, 1985	vs. Pittsburgh	Denis Herron
76. Jari Kurri	4-13	3	Jan. 29, 1985	at Calgary	Don Edwards
77. Mike Krushelnyski	1-1	3	Feb. 2, 1985	vs. NY Rangers	Glen Hanlon
78. Glenn Anderson	2-10	3	Feb. 19, 1985	at Toronto	Ken Wregget (2), Tim Bernhardt (2)
79. Jari Kurri	5-14	3	Feb. 19, 1985	at Toronto	Ken Wregget (2), Tim Bernhardt (1)
80. Glenn Anderson	3-11	3	Mar. 20, 1985	vs. Chicago	Warren Skorodenski
81. Paul Coffey	2-3	3	Mar. 31, 1985	at Chicago	Warren Skorodenski
82. Wayne Gretzky	6-34	3	April 2, 1985	at Los Angeles	Bob Janecyk

**1985-86 (14; 13 3-GOAL GAMES, 1 4-GOAL GAME)**

83. Glenn Anderson	1-12	3	October 28, 1985	at Calgary	Reggie Lemelin
84. Wayne Gretzky	1-35	3	November 3, 1985	vs. Toronto	Tim Bernhardt
85. Dave Lumley	1-2	3	November 8, 1985	vs. Vancouver	Frank Caprice
86. Craig MacTavish	1-1	3	December 1, 1985	vs. Calgary	Reggie Lemelin
87. Jari Kurri	1-15	3	December 7, 1985	vs. Minnesota	Don Beaupre (1), Jon Casey (2)
88. Glenn Anderson	2-13	3	December 11, 1985	at Chicago	Murray Bannerman
89. Jari Kurri	2-16	3	December 11, 1985	at Chicago	Murray Bannerman (1), Bob Sauve (2)
90. Paul Coffey	1-4	3	December 20, 1985	vs. Los Angeles	Darren Eliot
91. Jari Kurri	3-17	4	December 20, 1985	vs. Los Angeles	Darren Eliot
92. Wayne Gretzky	2-36	3	December 31, 1985	vs. Philadelphia	Bob Froese
93. Wayne Gretzky	3-37	3	January 8, 1986	at Toronto	Tim Bernhardt
94. Mark Messier	1-8	3	February 26, 1986	at Winnipeg	Brian Hayward
95. Glenn Anderson	3-14	3	March 9, 1986	at Los Angeles	Rollie Melanson
96. Glenn Anderson	4-15	3	March 14, 1986	vs. Detroit	Greg Stefan (2), Eddie Mio (1)



PLAYER	NO	GOALS	DATE	OPPONENT	GOALTENDER(S)
<b>1986-87 (7; 6 3-GOAL GAMES, 1 4-GOAL GAME)</b>					
97. Esa Tikkanen	1-1	3	Oct. 15, 1986	vs. Quebec	Clint Malarchuk
98. Jari Kurri	1-18	3	Oct. 17, 1986	vs.. Detroit	Greg Stefan
99. Wayne Gretzky	1-38	3	Oct. 24, 1986	vs. Boston	Pat Riggin (2)
100. Wayne Gretzky	2-39	3	Nov. 22, 1986	vs. Vancouver	Troy Gamble (2), ENG (1)
101. Esa Tikkanen	1-2	4	Nov. 24, 1986	at Calgary	Mike Vernon
102. Wayne Gretzky	3-40	3	Dec. 10, 1986	at Winnipeg	Daniel Berthiaume
103. Wayne Gretzky	4-41	4	Dec. 17, 1986	vs. Quebec	Richard Sevigny

<b>1987-88 (10; 8 3-GOAL GAMES, 1 4-GOAL GAME, 1 5-GOAL GAME)</b>					
104. Glenn Anderson	1-16	3	Oct. 11, 1987	at Los Angeles	Rollie Melanson (2), Glen Healy (1)
105. Glenn Anderson	2-17	3	Oct. 16, 1987	at Calgary	Mike Vernon (2), ENG (1)
106. Wayne Gretzky	1-42	3	Nov. 4, 1987	vs. NY Rangers	John Vanbiesbrouck
107. Craig Simpson	1-1	3	Dec. 2, 1987	at Detroit	Glen Hanlon
108. Wayne Gretzky	2-43	5	Dec. 6, 1987	vs. Minnesota	Don Beaupre (4), Kari Takko (1)
109. Dave Hannan	1-1	3	Jan. 25, 1988	at Pittsburgh	Frank Pietrangelo
110. Esa Tikkanen	1-3	3	Feb. 3, 1988	vs. New Jersey	Alain Chevrier
111. Mark Messier	1-9	3	Feb. 14, 1988	vs. Vancouver	Frank Caprice
112. Glenn Anderson	3-18	4	Mar. 4, 1988	vs. Philadelphia	Mark LaForest
113. Geoff Courtnall	1-1	3	Mar. 15, 1988	vs. Buffalo	Jacques Cloutier

<b>1988-89 (7; 5 3-GOAL GAMES, 2 4-GOAL GAMES)</b>					
114. Jari Kurri	1-19	3	Nov. 8, 1988	at Pittsburgh	Steve Guenette
115. Esa Tikkanen	1-4	3	Nov. 12, 1988	at Toronto	Allan Bester
116. Glenn Anderson	1-10	4	Nov. 19, 1988	vs. Toronto	Ken Wregget
117. Jimmy Carson	1-1	3	Dec. 4, 1988	vs. NY Rangers	Bob Froese
118. Jari Kurri	2-20	3	Dec. 7, 1988	vs. Quebec	Mario Gosselin
119. Mark Messier	1-10	4	Feb. 21, 1989	vs. Hartford	Mike Liut (3), ENG (1)
120. Craig Simpson	1-2	3	Feb. 25, 1989	vs. St. Louis	Greg Millen

<b>1989-90 (7; 6 3-GOAL GAMES, 1 4-GOAL GAME)</b>					
121. Mark Messier	1-11	3	Nov. 21, 1989	vs. Vancouver	Kirk McLean
122. Normand Lacombe	1-1	3	Nov. 25, 1989	at NY Islanders	Glenn Healy
123. Glenn Anderson	1-20	3	Dec. 2, 1989	vs. Minnesota	Jon Casey (2), Kari Takko (1)
124. Adam Graves	1-1	3	Dec. 17, 1989	at Chicago	Alain Chevrier
125. Mark Messier	2-12	3	Jan. 17, 1990	vs. Winnipeg	Bob Essensa
126. Mark Messier	3-13	4	Mar. 3, 1990	vs. Philadelphia	Ron Hextall
127. Martin Gelinas	1-1	3	Mar. 4, 1990	vs. Vancouver	Kirk McLean (2), ENG (1)

<b>1990-91 (5; 5 3-GOAL GAMES)</b>					
128. Esa Tikkanen	1-5	3	Oct. 14, 1990	at Vancouver	Troy Gamble
129. Craig MacTavish	1-2	3	Dec. 22, 1990	at Calgary	Mike Vernon
130. Petr Klima	1-1	3	Jan. 30, 1991	vs. Vancouver	Kirk McLean
131. Petr Klima	2-2	3	Feb. 5, 1991	at Boston	Norm Foster
132. Petr Klima	3-3	3	Mar. 31, 1991	vs. Winnipeg	Rick Tabaracci

<b>1991-92 (2; 1 3-GOAL GAME, 1 4-GOAL GAME)</b>					
133. Vincent Damphousse	1-1	4	Dec. 14, 1991	vs. Winnipeg	Stephane Beauregard
134. Joe Murphy	1-1	3	Jan. 13, 1992	at Minnesota	Jon Casey

<b>1992-93 (1; 1 3-GOAL GAME)</b>					
135. Kelly Buchberger	1-1	3	Jan. 31, 1993	at Buffalo	Tom Draper

<b>1993-94 (2; 2 3-GOAL GAMES)</b>					
136. Shayne Corson	1-1	3	November 15, 1993	at Toronto	Felix Potvin
137. Brent Grieve	1-1	3	February 25, 1994	vs. Los Angeles	Robb Stauber



PLAYER	NO	GOALS	DATE	OPPONENT	GOALTENDER(S)
<b>1994-95 (2; 2 3-GOAL GAMES)</b>					
138. Jason Arnott	1-1	3	Mar. 20, 1995	vs. Calgary	Andrei Trefilov
139. David Oliver	1-1	3	Mar. 22, 1995	at Dallas	Andy Moog
<b>1995-96 (2; 2 3-GOAL GAMES)</b>					
140. Doug Weight	1-1	3	Nov. 20, 1995	vs. Colorado	Stephane Fiset
141. Jason Arnott	1-2	3	Mar. 23, 1996	at Montreal	Jocelyn Thibault
<b>1996-97 (4; 4 3-GOAL GAMES)</b>					
142. Ryan Smyth	1-1	3	Oct. 8, 1996	at Toronto	Felix Potvin (2), ENG (1)
143. Rem Murray	1-1	3	Oct. 24, 1996	at Los Angeles	Stephane Fiset (2), Byron Dafoe (1)
144. Mariusz Czerkawski	1-1	3	Nov. 7, 1996	vs. Boston	Scott Bailey
145. Mariusz Czerkawski	2-2	3	Feb. 19, 1997	vs. Toronto	Felix Potvin
<b>1997-98 (0; NONE)</b>					
<b>1998-99 (2; 2 3-GOAL GAMES)</b>					
146. Alexander Selivanov	1-1	3	Feb. 17, 1999	at Anaheim	Guy Hebert (2), Dominic Roussel (1)
147. Mike Grier	1-1	3	Mar. 20, 1999	vs. Vancouver	Garth Snow
<b>1999-00 (5; 4 3-GOAL GAMES, 1 4-GOAL GAME)</b>					
148. Alexander Selivanov	1-2	4	Nov. 14, 1999	at Chicago	Steve Passmore
149. Georges Laraque	1-1	3	Feb. 21, 2000	vs. Los Angeles	Stephane Fiset
150. Ryan Smyth	1-2	3	Mar. 13, 2000	at Atlanta	Norm Maracle
151. Boyd Devereaux	1-1	3	Mar. 17, 2000	vs. Ottawa	Patrick Lalime
152. Alexander Selivanov	2-3	3	Apr. 8, 2000	at Calgary	Fred Brathwaite (1), Grant Fuhr (1), ENG (1)
<b>2000-01 (2; 2 3-GOAL GAMES)</b>					
153. Ryan Smyth	1-3	3	Nov. 14, 2000	vs. St. Louis	Roman Turek (2), ENG (1)
154. Ryan Smyth	2-4	3	Jan. 13, 2001	vs. Ottawa	Patrick Lalime (2), ENG (1)
<b>2001-02 (0; NONE)</b>					
<b>2002-03 (1; 1 3-GOAL GAME)</b>					
155. Fernando Pisani	1-1	3	Mar. 22, 2003	vs. Washington	Olaf Kolzig
<b>2003-04 (0; NONE)</b>					
<b>2005-06 (2; 2 3-GOAL GAMES)</b>					
156. Shawn Horcoff	1-1	3	Jan. 10, 2006	at Pittsburgh	Marc-Andre Fleury
157. Marc-Andre Bergeron	1-1	3	Jan. 14, 2006	vs. Ottawa	Dominik Hasek
<b>2006-07 (1; 1 3-GOAL GAME)</b>					
158. Ryan Smyth	1-5	3	Oct. 12, 2006	vs. San Jose	Evgeni Nabokov
<b>2007-08 (0; NONE)</b>					
<b>2008-09 (3; 3 3-GOAL GAMES)</b>					
159. Erik Cole	1-1	3	Jan. 13, 2009	at Washington	Jose Theodore (2), ENG (1)
160. Ethan Moreau	1-1	3	Jan. 18, 2009	vs. Phoenix	Ilja Bryzgalov (2), ENG (1)
161. Sam Gagner	1-1	3	Mar. 19, 2009	at Colorado	Peter Budaj
<b>2009-10 (0; NONE)</b>					



PLAYER	NO	GOALS	DATE	OPPONENT	GOALTENDER(S)
<b>2010-11 (1; 1 3-GOAL GAME)</b>					
162. Taylor Hall	1-1	3	Feb. 19, 2011	vs. Atlanta	Chris Mason
<b>2011-12 (5; 4 3-GOAL GAMES; 1 4-GOAL GAME)</b>					
163. Ryan Nugent-Hopkins	1-1	3	Oct. 15, 2011	vs. Vancouver	Roberto Luongo
164. Taylor Hall	1-2	3	Nov. 19, 2011	vs. Chicago	Ray Emery
165. Ryan Jones	1-1	3	Dec. 2, 2011	vs. Columbus	Curtis Sanford
166. Sam Gagner	1-2	4	Feb. 2, 2012	vs. Chicago	Corey Crawford
167. Ales Hemsky	1-1	3	Mar. 20, 2012	at Nashville	Anders Lindback
<b>2012-13 (2; 2 3-GOAL GAMES)</b>					
168. Taylor Hall	1-3	3	Mar. 30, 2012	vs. Vancouver	Corey Schneider (2), Robert Luongo (1)
169. Nail Yakupov	1-1	3	Apr. 27, 2013	vs. Vancouver	Roberto Luongo
<b>2013-14 (2; 2 3-GOAL GAMES)</b>					
170. Taylor Hall	1-4	3	Dec. 5, 2013	vs. Colorado	Semyon Varlamov
171. David Perron	1-2	3	Jan. 27, 2014	at Vancouver	Robert Luongo
<b>2014-15 (2; 2 3-GOAL GAMES)</b>					
172. Ryan Nugent-Hopkins	1-2	3	Mar. 8, 2015	at Carolina	Cam Ward
<b>2015-16 (2; 2 3-GOAL GAMES)</b>					
173. Lauri Korpikoski	1-1	3	Dec. 11, 2015	vs. NY Rangers	Henrik Lundqvist (2), Anti Raanta (1)
174. Jordan Eberle	1-1	3	Feb. 11, 2016	at Toronto	Jonathan Bernier
<b>2016-17 (4; 4 3-GOAL GAMES)</b>					
175. Connor McDavid	1-1	3	Nov. 19, 2016	at Dallas	Kari Lehtonen (2), Antti Niemi (1)
176. Patrick Maroon	1-1	3	Jan. 5, 2017	at Boston	Tuuka Rask
177. Milan Lucic	1-3	3	Apr. 6, 2017	at San Jose	Martin Jones
178. Jordan Eberle	1-2	3	Apr. 9, 2017	vs. Vancouver	Richard Bachman
<b>2017-18 (3; 1 4-GOAL GAME, 2 3-GOAL GAMES)</b>					
179. Connor McDavid	1-2	3	Oct. 4, 2017	vs. Calgary	Mike Smith
180. Connor McDavid	2-3	4	Feb. 5, 2018	vs. Tampa Bay	Andrei Vasilevskiy (2), Louis Domingue (2)
181. Connor McDavid	3-4	3	Feb. 18, 2018	at Colorado	Semyon Varlamov
<b>2018-19 (2; 2 3-GOAL GAMES)</b>					
182. Ryan Nugent-Hopkins	1-3	3	Mar. 26, 2019	vs. Los Angeles	Jonathan Quick
183. Leon Draisaitl	1-1	3	Mar. 26, 2019	vs. Los Angeles	Jonathan Quick (1), Jack Campbell (2)





## EDMONTON OILERS ALL-TIME REGULAR SEASON GOALTENDING RECORDS (1979-80 TO 2018-19)

GOALTENDER	GP	MINS	GA	SO	GAA	SOG	SV	SV %	W	L	OTL/T	PCT.	A	PTS	PIM
Richard Bachman	10	456	22	1	2.89	251	229	0.912	3	4	1	0.438	0	0	0
Marco Baron	1	33	2	0	3.64	9	7	0.778	0	1	0	0.000	0	0	0
Fred Brathwaite	40	1,876	110	0	3.52	955	845	0.885	5	17	4	0.269	0	0	2
Laurent Brossoit	28	1,432	71	0	2.98	689	618	0.897	7	13	2	0.409	1	1	0
Ilya Bryzgalov	20	1,135	57	1	3.01	622	565	0.908	5	8	5	0.417	0	0	0
Tyler Bunz	1	20	3	0	9.00	12	9	0.750	0	0	0	0.000	0	0	0
Ty Conklin	60	3,156	131	2	2.49	1,384	1,253	0.905	27	19	5	0.578	0	0	19
Jim Corsi	26	1,366	83	0	3.65	n/a	n/a	n/a	8	14	3	0.380	3	3	6
Wayne Cowley	1	57	3	0	3.16	35	32	0.914	0	1	0	0.000	0	0	0
Don Cutts	6	269	16	0	3.57	n/a	n/a	n/a	1	2	1	0.375	0	0	6
Yann Danis	4	142	9	0	3.80	71	62	0.873	1	0	0	0.000	0	0	0
Jeff Deslauriers	58	3,338	182	3	3.27	1,831	1,649	0.901	20	31	4	0.400	4	4	8
Dave Dryden	14	744	53	0	4.27	n/a	n/a	n/a	2	7	3	0.292	0	0	0
Devan Dubnyk	171	9,568	459	8	2.88	5,079	4,620	0.910	61	76	21	0.453	1	1	8
Bob Dupuis	1	60	4	0	4.00	n/a	n/a	n/a	0	1	0	0.000	0	0	0
Gary Edwards	15	729	44	0	3.62	n/a	n/a	n/a	5	3	4	0.583	2	2	0
Bob Essensa	74	3,784	172	1	2.73	1,784	1,612	0.904	22	28	7	0.447	1	1	4
Randy Exelby	1	60	5	0	5.00	29	24	0.828	0	1	0	0.000	0	0	0
Viktor Fasth	33	1,732	94	0	3.26	890	796	0.894	9	18	4	0.355	0	0	0
Norm Foster	10	439	20	0	2.73	183	163	0.891	5	3	0	0.625	0	0	2
Grant Fuhr	423	23,910	1,470	9	3.69	10,026	8,842	0.882	226	117	54	0.637	36	36	48
Joaquin Gage	23	1,076	67	0	3.74	515	448	0.870	4	12	1	0.265	1	1	4
Mathieu Garon	62	3,473	161	4	2.78	1,767	1,606	0.909	32	26	1	0.551	0	0	8
Martin Gerber	3	185	4	0	1.30	95	91	0.958	3	0	0	1.000	1	1	0
Mike Greenlay	2	20	4	0	12.00	17	13	0.765	0	0	0	0.000	1	1	0
Jonas Gustavsson	7	329	17	0	3.10	139	122	0.878	1	3	1	0.300	0	0	0
Peter Ing	12	463	33	0	4.28	252	219	0.869	3	4	0	0.429	3	3	0
Curtis Joseph	177	10,168	492	14	2.90	5,016	4,524	0.902	76	76	20	0.500	5	5	28
Nikolai Khabibulin	117	6,735	337	5	3.00	3,481	3,144	0.903	33	67	14	0.351	0	0	16
MIKKO KOSKINEN	55	2,992	146	4	2.93	1,551	1,405	0.906	25	21	6	0.509	0	2	2
Jason LaBarbera	7	348	19	0	3.28	146	127	0.870	1	3	0	0.250	0	0	0
Peter LoPresti	2	105	8	0	4.57	n/a	n/a	n/a	0	1	0	0.000	0	0	0
Ron Low	67	3,568	240	0	4.04	n/a	n/a	n/a	30	23	5	0.560	4	4	2
Jussi Markkanen	102	5,366	244	5	2.73	2,381	2,137	0.898	35	35	14	0.500	2	2	4
Lindsay Middlebrook	1	60	3	0	3.00	33	30	0.909	1	0	0	1.000	0	0	0
Mike Minard	1	60	3	0	3.00	36	33	0.917	1	0	0	1.000	0	0	0
Eddie Mio	77	4,104	275	1	4.02	n/a	n/a	n/a	25	28	14	0.478	6	6	10
Al Montoya	9	469	23	0	2.94	244	221	0.906	2	2	2	0.500	1	1	0
Andy Moog	235	12,901	777	4	3.61	n/a	n/a	n/a	143	53	21	0.707	11	11	46
Mike Morrison	21	892	42	0	2.83	361	319	0.884	10	4	2	0.688	0	0	2
Anders Nilsson	26	1,414	74	0	3.14	745	671	0.901	10	12	2	0.458	1	1	4
Steve Passmore	6	362	17	0	2.82	183	166	0.907	1	4	1	0.250	1	1	2
Bill Ranford	449	25,004	1,463	8	3.51	12,971	11,508	0.887	167	193	54	0.469	19	19	48
Daryl Reaugh	7	236	19	0	4.83	149	130	0.872	1	2	0	0.333	0	0	0
Pokey (Eldon) Reddick	13	724	40	0	3.31	342	302	0.883	5	6	2	0.462	0	0	0
Dwayne Roloson	193	11,032	512	6	2.78	5,623	5,111	0.909	78	82	24	0.489	6	6	26
Dominic Roussel	8	348	21	0	3.62	151	130	0.861	1	4	0	0.200	0	0	2
Tommy Salo	334	19,564	796	23	2.44	8,455	7,659	0.906	147	128	51	0.529	4	4	20
Ben Scrivens	78	4,463	232	2	3.12	2,283	2,051	0.898	24	37	11	0.410	1	1	10
Mikhail Shtalenkov	34	1,819	81	3	2.67	782	701	0.896	12	17	3	0.422	0	0	2
Warren Skorodenski	3	61	7	0	6.89	25	18	0.720	0	0	0	0.000	0	0	0
Anthony Stolarz	6	239	15	0	3.77	145	130	0.897	0	2	0	0.000	0	0	0
Kari Takko	11	529	37	0	4.20	279	242	0.867	4	4	0	0.500	1	1	0
Cam Talbot	227	12,942	591	12	2.74	6,689	6,098	0.912	104	95	19	0.521	3	3	12
Ron Tugnutt	29	1,462	103	0	4.23	840	737	0.877	10	13	2	0.440	0	0	4
Stephen Valiquette	1	14	2	0	8.57	7	5	0.714	0	0	0	0.000	0	0	0
Mike Zanier	3	185	12	0	3.89	100	88	0.880	1	1	1	0.500	0	0	0
<b>TOTALS</b>	<b>3,405</b>	<b>188,018</b>	<b>9,927</b>	<b>116</b>	<b>3.17</b>	<b>79,653</b>	<b>71,512</b>	<b>0.898</b>	<b>1,397</b>	<b>1,322</b>	<b>389</b>	<b>0.512</b>	<b>119</b>	<b>121</b>	<b>355</b>

n/a - indicates these statistics are either unavailable at least for parts of the goaltender's career



## EDMONTON OILERS CAREER GOALTENDING LEADERS (1979-80 TO 2018-19)

### GAMES PLAYED

Bill Ranford	449
Grant Fuhr	423
Tommy Salo	334
Andy Moog	235
CAM TALBOT	227
Dwayne Roloson	193
Curtis Joseph	177
Devan Dubnyk	171
Nikolai Khabibulin	117
Jussi Markkanen	102
Eddie Mio	77
Bob Essensa	74

### MINUTES PLAYED

Bill Ranford	25,004
Grant Fuhr	23,910
Tommy Salo	19,564
Cam Talbot	12,942
Andy Moog	12,901
Dwayne Roloson	11,032
Curtis Joseph	10,168
Devan Dubnyk	9,569
Nikolai Khabibulin	6,735
Jussi Markkanen	5,365
Eddie Mio	4,104
Bob Essensa	3,784

### SHUTOUTS

Tommy Salo	23
Curtis Joseph	14
CAM TALBOT	12
Grant Fuhr	9
Bill Ranford	8
Devan Dubnyk	8
Dwayne Roloson	6
Nikolai Khabibulin	5
Jussi Markkanen	5
MIKKO KOSKINEN	4
Mathieu Garon	4
Andy Moog	4
Mikhail Shtalenkov	3
Jeff Deslauriers	3
Ty Conklin	2
Bob Essensa	1
Eddie Mio	1
Moog/Fuhr	1

### GOALS AGAINST AVERAGE

(Minimum 1000 Minutes)

Tommy Salo	2.44
Ty Conklin	2.49
Mikhail Shtalenkov	2.67
Bob Essensa	2.73
Jussi Markkanen	2.73
CAM TALBOT	2.74
Mathieu Garon	2.78
Dwayne Roloson	2.78
Devan Dubnyk	2.88
Curtis Joseph	2.90
MIKKO KOSKINEN	2.93
Nikolai Khabibulin	3.00
Ben Scrivens	3.01
Ilya Bryzgalov	3.01
Jeff Deslauriers	3.27
Bill Ranford	3.51
Fred Brathwaite	3.52
Andy Moog	3.61

### WINS

Grant Fuhr	226
Bill Ranford	167
Tommy Salo	147
Andy Moog	143
CAM TALBOT	104
Dwayne Roloson	78
Curtis Joseph	76
Devan Dubnyk	61
Jussi Markkanen	35
Nikolai Khabibulin	33
Mathieu Garon	32
Ron Low	30

### TIES

Grant Fuhr	54
Bill Ranford	54
Tommy Salo	51
Andy Moog	21
Curtis Joseph	20
Eddie Mio	14
Bob Essensa	7
Jussi Markkanen	7
Ron Low	5
Fred Brathwaite	4
Ty Conklin	4
Gary Edwards	4

### WINNING PERCENTAGE

(Minimum 25 decisions)

Andy Moog	.659
Grant Fuhr	.569
Mathieu Garon	.542
Ty Conklin	.529
Ron Low	.517
MIKKO KOSKINEN	.481
Cam Talbot	.477
Tommy Salo	.451
Curtis Joseph	.442
Dwayne Roloson	.424
Jussi Markkanen	.417
Bill Ranford	.403
Ron Tugnutt	.400



## EDMONTON OILERS YEARLY GOALTENDING LEADERS (1979-80 TO 2018-19)

X - Indicates franchise high

### GAMES PLAYED

SEASON	PLAYER(S)	GP
1979-80	Ed Mio	34
1980-81	Ed Mio	43
1981-82	Grant Fuhr	48
1982-83	Andy Moog	50
1983-84	Grant Fuhr	45
1984-85	Grant Fuhr	46
1985-86	Andy Moog	47
1986-87	Andy Moog	46
1987-88	Grant Fuhr	75 X
1988-89	Grant Fuhr	59
1989-90	Bill Ranford	56
1990-91	Bill Ranford	60
1991-92	Bill Ranford	67
1992-93	Bill Ranford	67
1993-94	Bill Ranford	71
1994-95	Bill Ranford	40
1995-96	Bill Ranford	37
1996-97	Curtis Joseph	72
1997-98	Curtis Joseph	71
1998-99	Bob Essensa	39
1999-00	Tommy Salo	70
2000-01	Tommy Salo	73
2001-02	Tommy Salo	69
2002-03	Tommy Salo	65
2003-04	Tommy Salo	44
2004-05	No Season - NHL Lockout	-
2005-06	Jussi Markkanen	37
2006-07	Dwayne Roloson	68
2007-08	Mathieu Garon	47
2008-09	Dwayne Roloson	63
2009-10	Jeff Deslauriers	48
2010-11	Nikolai Khabibulin	47
2011-12	Devan Dubnyk	47
2012-13	Devan Dubnyk	38
2013-14	Devan Dubnyk	32
2014-15	Ben Scrivens	57
2015-16	Cam Talbot	56
2016-17	Cam Talbot	73
2017-18	Cam Talbot	67
2018-19	Mikko Koskinen	55

### MINUTES PLAYED

SEASON	PLAYER(S)	MIN
1979-80	Ed Mio	1711
1980-81	Ed Mio	2393
1981-82	Grant Fuhr	2847
1982-83	Andy Moog	2833
1983-84	Grant Fuhr	2625
1984-85	Grant Fuhr	2559
1985-86	Andy Moog	2664
1986-87	Andy Moog	2461
1987-88	Grant Fuhr	4304
1988-89	Grant Fuhr	3341
1989-90	Bill Ranford	3107

1990-91	Bill Ranford	3415
1991-92	Bill Ranford	3822
1992-93	Bill Ranford	3753
1993-94	Bill Ranford	4070
1994-95	Bill Ranford	2203
1995-96	Bill Ranford	2015
1996-97	Curtis Joseph	4100
1997-98	Curtis Joseph	4132
1998-99	Bob Essensa	2091
1999-00	Tommy Salo	4164
2000-01	Tommy Salo	4364 X
2001-02	Tommy Salo	4035
2002-03	Tommy Salo	3814
2003-04	Tommy Salo	2487
2004-05	No Season - NHL Lockout	n/a
2005-06	Jussi Markkanen	2016
2006-07	Dwayne Roloson	3932
2007-08	Mathieu Garon	2658
2008-09	Dwayne Roloson	3597
2009-10	Jeff Deslauriers	2798
2010-11	Nikolai Khabibulin	2701
2011-12	Devan Dubnyk	2653
2012-13	Devan Dubnyk	2101
2013-14	Devan Dubnyk	1678
2014-15	Ben Scrivens	3228
2015-16	Cam Talbot	3119
2016-17	Cam Talbot	4294
2017-18	Cam Talbot	3730
2018-19	Mikko Koskinen	2992

### WINS

SEASON	PLAYER(S)	WINS
1979-80	Ed Mio	9
1980-81	Ed Mio	16
1981-82	Grant Fuhr	28
1982-83	Andy Moog	33
1983-84	Grant Fuhr	30
1984-85	Grant Fuhr	26
1985-86	Grant Fuhr	29
1986-87	Andy Moog	28
1987-88	Grant Fuhr	40
1988-89	Grant Fuhr	23
1989-90	Bill Ranford	24
1990-91	Bill Ranford	27
1991-92	Bill Ranford	27
1992-93	Bill Ranford	17
1993-94	Bill Ranford	22
1994-95	Bill Ranford	15
1995-96	Curtis Joseph	15
1996-97	Curtis Joseph	32
1997-98	Curtis Joseph	29
1998-99	Bob Essensa, Mikhail Shtalenkov	12
1999-00	Tommy Salo	27
2000-01	Tommy Salo	36
2001-02	Tommy Salo	30
2002-03	Tommy Salo	29
2003-04	Ty Conklin, Tommy Salo	17
2004-05	No Season - NHL Lockout	-



2005-06	Jussi Markkanen	15
2006-07	Dwayne Roloson	27
2007-08	Mathieu Garon	26
2008-09	Dwayne Roloson	28
2009-10	Jeff Deslauriers	16
2010-11	Devan Dubnyk	12
2011-12	Devan Dubnyk	20
2012-13	Devan Dubnyk	14
2013-14	Devan Dubnyk	11
2014-15	Ben Scrivens	15
2015-16	Cam Talbot	21
2016-17	Cam Talbot	42 X
2017-18	Cam Talbot	31
2018-19	Mikko Koskinen	25

1992-93	Bill Ranford	1
1993-94	Bill Ranford	1
1994-95	Bill Ranford	2
1995-96	Bill Ranford	1
1996-97	Curtis Joseph	6
1997-98	Curtis Joseph	8 X
1998-99	Mikhail Shtalenkov	3
1999-00	Tommy Salo	2
2000-01	Tommy Salo	8 X
2001-02	Tommy Salo	6
2002-03	Tommy Salo	4
2003-04	Tommy Salo	3
2004-05	No Season - NHL Lockout	-
2005-06	Ty Conklin, Dwayne Roloson	1
2006-07	Dwayne Roloson	4
2007-08	Mathieu Garon	4
2008-09	Dwayne Roloson	1
2009-10	Jeff Deslauriers	3
2010-11	Devan Dubnyk, Nikoali Khabibulin	2
2011-12	Devan Dubnyk, Nikolai Khabibulin	2
2012-13	Devan Dubnyk	2
2013-14	Devan Dubnyk	2
2014-15	Ben Scrivens, Richard Bachman	1
2015-16	Cam Talbot	3
2016-17	Cam Talbot	7
2017-18	Cam Talbot	1
2018-19	Mikko Koskinen	4

## TIES

*Ties – 1979-80 to 2004-05*

SEASON	PLAYER(S)	T/OTL
1979-80	Ed Mio	5
1980-81	Ed Mio	9
1981-82	Grant Fuhr	14
1982-83	Andy Moog	7
1983-84	Grant Fuhr	4
1984-85	Grant Fuhr	7
1985-86	Andy Moog	7
1986-87	Grant Fuhr, Andy Moog	3
1987-88	Grant Fuhr	9
1988-89	Grant Fuhr	6
1989-90	Bill Ranford	9
1990-91	Grant Fuhr, Bill Ranford	3
1991-92	Bill Ranford	10
1992-93	Bill Ranford	6
1993-94	Bill Ranford	11
1994-95	Bill Ranford	3
1995-96	Bill Ranford	5
1996-97	Curtis Joseph	9
1997-98	Curtis Joseph	9
1998-99	Bob Essensa	6
1999-00	Tommy Salo	13 X
2000-01	Tommy Salo	12
2001-02	Tommy Salo	10
2002-03	Tommy Salo	8
2003-04	Tommy Salo	6
2004-05	No Season - NHL Lockout	-

## GOALS AGAINST AVERAGE

*(Minimum 25 games played)*

SEASON	PLAYER(S)	GAA
1979-80	Jim Corsi	3.65
1980-81	Ed Mio	3.89
1981-82	Grant Fuhr	3.31
1982-83	Andy Moog	3.54
1983-84	Andy Moog	3.77
1984-85	Andy Moog	3.30
1985-86	Andy Moog	3.69
1986-87	Grant Fuhr	3.44
1987-88	Grant Fuhr	3.43
1988-89	Bill Ranford	3.50
1989-90	Bill Ranford	3.19
1990-91	Bill Ranford	3.20
1991-92	Bill Ranford	3.58
1992-93	Bill Ranford	3.84
1993-94	Bill Ranford	3.48
1994-95	Bill Ranford	3.62
1995-96	Curtis Joseph	3.44
1996-97	Curtis Joseph	2.93
1997-98	Curtis Joseph	2.63
1998-99	Mikhail Shtalenkov	2.67
1999-00	Tommy Salo	2.33
2000-01	Tommy Salo	2.46
2001-02	Tommy Salo	2.22 X
2002-03	Tommy Salo	2.71
2003-04	Ty Conklin	2.42
2004-05	No Season - NHL Lockout	-
2005-06	Jussi Markkanen	3.13
2006-07	Dwayne Roloson	2.75
2007-08	Mathieu Garon	2.66

## SHUTOUTS

SEASON	PLAYER(S)	SO
1979-80	Ed Mio	1
1980-81	None	0
1981-82	None	0
1982-83	Andy Moog	1
1983-84	Grant Fuhr, Andy Moog	1
1984-85	Grant Fuhr, Andy Moog	1
1985-86	Andy Moog	1
1986-87	None	0
1987-88	Grant Fuhr	4
1988-89	Grant Fuhr, Bill Ranford	1
1989-90	Grant Fuhr, Bill Ranford	1
1990-91	Grant Fuhr	1
1991-92	Bill Ranford	1



2008-09	Dwayne Roloson	2.77
2009-10	Jeff Deslauriers	3.26
2010-11	Devan Dubnyk	2.71
2011-12	Nikolai Khabibulin	2.65
2012-13	Devan Dubnyk	2.57
2013-14	Devan Dubnyk	3.36
2014-15	Ben Scrivens	3.16
2015-16	Cam Talbot	2.55
2016-17	Cam Talbot	2.39
2017-18	Cam Talbot	3.02
2018-19	Mikko Koskinen	2.93

1982-83	Andy Moog	1364
1983-84	Grant Fuhr	1292
1984-85	Andy Moog	1261
1985-86	Andy Moog	1316
1986-87	Andy Moog	1074
1987-88	Grant Fuhr	1820
1988-89	Grant Fuhr	1501
1989-90	Bill Ranford	1298
1990-91	Bill Ranford	1523
1991-92	Bill Ranford	1743
1992-93	Bill Ranford	1825
1993-94	Bill Ranford	2089 X
1994-95	Bill Ranford	1001
1995-96	Bill Ranford	896
1996-97	Curtis Joseph	1944
1997-98	Curtis Joseph	1720
1998-99	Bob Essensa	878
1999-00	Tommy Salo	1713
2000-01	Tommy Salo	1677
2001-02	Tommy Salo	1564
2002-03	Tommy Salo	1536
2003-04	Ty Conklin	917
2004-05	No Season - NHL Lockout	-
2005-06	Jussi Markkanen	768
2006-07	Dwayne Roloson	1789
2007-08	Mathieu Garon	1241
2008-09	Dwayne Roloson	1787
2009-10	Jeff Deslauriers	1377
2010-11	Nikolai Khabibulin	1236
2011-12	Devan Dubnyk	1262
2012-13	Devan Dubnyk	1042
2013-14	Devan Dubnyk	791
2014-15	Ben Scrivens	1372
2015-16	Cam Talbot	1511
2016-17	Cam Talbot	1946
2017-18	Cam Talbot	1848
2018-19	Mikko Koskinen	1405

### SHOTS FACED

SEASON	PLAYER(S)	S
1979-80	-	-
1980-81	-	-
1981-82	-	-
1982-83	Andy Moog	1531
1983-84	Grant Fuhr	1463
1984-85	Grant Fuhr	1426
1985-86	Andy Moog	1480
1986-87	Andy Moog	1218
1987-88	Grant Fuhr	2066
1988-89	Grant Fuhr	1714
1989-90	Bill Ranford	1463
1990-91	Bill Ranford	1705
1991-92	Bill Ranford	1971
1992-93	Bill Ranford	2065
1993-94	Bill Ranford	2325 X
1994-95	Bill Ranford	1134
1995-96	Bill Ranford	1024
1996-97	Curtis Joseph	2144
1997-98	Curtis Joseph	1901
1998-99	Bob Essensa	974
1999-00	Tommy Salo	1875
2000-01	Tommy Salo	1856
2001-02	Tommy Salo	1713
2002-03	Tommy Salo	1708
2003-04	Ty Conklin	1024
2004-05	No Season - NHL Lockout	-
2005-06	Jussi Markkanen	873
2006-07	Dwayne Roloson	1969
2007-08	Mathieu Garon	1359
2008-09	Dwayne Roloson	1953
2009-10	Jeff Deslauriers	1529
2010-11	Nikolai Khabibulin	1389
2011-12	Devan Dubnyk	1380
2012-13	Devan Dubnyk	1132
2013-14	Devan Dubnyk	885
2014-15	Ben Scrivens	1542
2015-16	Cam Talbot	1648
2016-17	Cam Talbot	2117
2017-18	Cam Talbot	2036
2018-19	Mikko Koskinen	1551

### SAVE PERCENTAGE

Minimum 25 games played.

SEASON	PLAYER(S)	SV% (Saves-Shots)
1979-80	-	-
1980-81	-	-
1981-82	-	-
1982-83	Andy Moog	.891 (1364-1531)
1983-84	Grant Fuhr	.883 (1292-1463)
1984-85	Andy Moog	.894 (939-1050)
1985-86	Grant Fuhr	.890 (1153-1296)
1986-87	Andy Moog	.882 (1074-1218)
1987-88	Grant Fuhr	.881 (1820-2066)
1988-89	Bill Ranford	.877 (629-717)
1989-90	Bill Ranford	.887 (1298-1463)
1990-91	Bill Ranford	.893 (1523-1705)
1991-92	Bill Ranford	.884 (1743-1971)
1992-93	Bill Ranford	.884 (1825-2065)
1993-94	Bill Ranford	.898 (2089-2325)
1994-95	Bill Ranford	.883 (1001-1469)
1995-96	Curtis Joseph	.886 (860-971)
1996-97	Curtis Joseph	.907 (1944-2144)
1997-98	Curtis Joseph	.905 (1720-1901)

### SAVES

SEASON	PLAYER(S)	SVS
1979-80	-	-
1980-81	-	-
1981-82	-	-





1998-99	Bob Essensa	.901 (878-974)	
1999-00	Tommy Salo	.914 (1713-1875)	
2000-01	Tommy Salo	.904 (1677-1856)	
2001-02	Tommy Salo	.913 (1564-1713)	
2002-03	Tommy Salo	.899 (1536-1708)	
2003-04	Ty Conklin	.912 (875-959)	
2004-05	No Season - NHL Lockout	-	
2005-06	Jussi Markkanen	.880 (768-873)	
2006-07	Dwayne Roloson	.909 (1789-1969)	
2007-08	Mathieu Garon	.913 (1241-1359)	
2008-09	Dwayne Roloson	.915 (1787-1953)	
2009-10	Jeff Deslauriers	.901 (1377-1529)	
2010-11	Devan Dubnyk	.916 (1010-1103)	
2011-12	Devan Dubnyk	.914 (1262-1380)	
2012-13	Devan Dubnyk	.920 (1042-1132)	
2013-14	Devan Dubnyk	.894 (791-885)	
2014-15	Ben Scrivens	.890 (1372-1542)	
2015-16	Cam Talbot	.917 (1511-1648)	
2016-17	Cam Talbot	.919 (1946-2117)	X
2017-18	Cam Talbot	.908 (1848-2036)	
2018-19	Mikko Koskinen	.906 (1405-1551)	

## ASSISTS

SEASON	PLAYER(S)	A	
1979-80	Jim Corsi	3	
1980-81	Ed Mio	5	
1981-82	Grant Fuhr	6	
1982-83	Andy Moog	4	
1983-84	Grant Fuhr	14	X
1984-85	Grant Fuhr	3	
1985-86	Grant Fuhr, Andy Moog	2	
1986-87	Grant Fuhr, Andy Moog	2	
1987-88	Grant Fuhr	8	
1988-89	Grant Fuhr	1	
1989-90	Bill Ranford	2	
1990-91	Bill Ranford	4	
1991-92	Peter Ing, Bill Ranford	3	
1992-93	Bill Ranford	3	
1993-94	Bill Ranford	2	
1994-95	Bill Ranford	2	
1995-96	Curtis Joseph, Bill Ranford	1	
1996-97	Curtis Joseph	2	
1997-98	Curtis Joseph	2	
1998-99	Bob Essensa, Steve Passmore	1	
1999-00	Tommy Salo	1	
2000-01	Tommy Salo	1	
2001-02	Tommy Salo	1	
2002-03	Jussi Markkanen	1	
2003-04	Tommy Salo	1	
2004-05	No Season - NHL Lockout	-	
2005-06	Jussi Markkanen, Dwayne Roloson	1	
2006-07	Dwayne Roloson	3	
2007-08	Dwayne Roloson	1	
2008-09	Jeff Deslauriers, Dwayne Roloson	1	
2009-10	Jeff Deslauriers	3	
2010-11	Martin Gerber	1	
2011-12	Devan Dubnyk	1	
2012-13	None	0	
2013-14	None	0	
2014-15	Ben Scrivens	1	

2015-16	Cam Talbot, Anders Nilsson	1
2016-17	None	0
2017-18	Cam Talbot, Al Montoya, Laurent Brossoit	1
2018-19	Mikko Koskinen	4

## PENALTY MINUTES

SEASON	PLAYER(S)	PIM	
1979-80	Jim Corsi, Don Cutts	6	
1980-81	Ed Mio	6	
1981-82	Grant Fuhr	6	
1982-83	Andy Moog	16	
1983-84	Grant Fuhr	6	
1984-85	Andy Moog	8	
1985-86	Andy Moog	8	
1986-87	Andy Moog	8	
1987-88	Grant Fuhr	16	
1988-89	Grant Fuhr	6	
1989-90	Bill Ranford	18	
1990-91	Bill Ranford	6	
1991-92	Bill Ranford	4	
1992-93	Bill Ranford	10	
1993-94	Bill Ranford	2	
1994-95	Bill Ranford	2	
1995-96	Curtis Joseph	4	
1996-97	Curtis Joseph	20	X
1997-98	Curtis Joseph	4	
1998-99	Steve Passmore, Mikhail Shtalenkov	2	
1999-00	Tommy Salo	8	
2000-01	Tommy Salo	4	
2001-02	Tommy Salo	2	
2002-03	Tommy Salo	4	
2003-04	Ty Conklin	17	
2004-05	No Season - NHL Lockout	-	
2005-06	Ty Conklin, Mike Morrison, Dwayne Roloson	2	
2006-07	Dwayne Roloson	12	
2007-08	Mathieu Garon	8	
2008-09	Dwayne Roloson	10	
2009-10	Jeff Deslauriers	8	
2010-11	Nikolai Khabibulin	12	
2011-12	-	0	
2012-13	-	0	
2013-14	Ben Scrivens, Devan Dubnyk	6	
2014-15	Ben Scrivens	4	
2015-16	Cam Talbot/Anders Nilsson	4	
2016-17	Cam Talbot	4	
2017-18	Cam Talbot	9	
2018-19	Mikko Koskinen	2	



## OILERS ALL-TIME SHUTOUTS (1979-80 TO 2018-19)

### REGULAR SEASON (TOTAL: 112)

NO	GOALTENDER	DATE	OPPONENT	SCORE	SAVES		
23	Tommy Salo (334 GP)	January 19, 2000	vs Calgary	7-0	24		
		March 13, 2000	at Atlanta	3-0	24		
		November 3, 2000	vs Minnesota	3-0	20		
		November 14, 2000	vs St. Louis	3-0	29		
		November 19, 2000	vs Calgary	2-0	23		
		December 6, 2000	vs Nashville	4-0	18		
		February 20, 2001	vs Los Angeles	5-0	21		
		March 7, 2001	vs Toronto	4-0	25		
		March 9, 2001	at Buffalo	4-0	28		
		March 21, 2001	at Los Angeles	7-0	28		
		October 9, 2001	vs Chicago	1-0	11		
		November 4, 2001	at Minnesota	2-0	20		
		November 9, 2001	at Columbus	3-0	23		
		November 20, 2001	vs St. Louis	2-0	24		
		March 24, 2002	at Vancouver	2-0	22		
		April 10, 2002	vs Phoenix	3-0	23		
		November 15, 2002	vs St. Louis	5-0	29		
		November 30, 2002	vs Colorado	1-0	22		
		December 8, 2002	at Atlanta	3-0	15		
		January 16, 2003	vs Los Angeles	2-0	22		
		January 10, 2004	at Philadelphia	3-0	26		
		January 15, 2004	vs Anaheim	1-0	28		
		January 20, 2004	vs Dallas	3-0	16		
		14	Curtis Joseph (177 GP)	October 6, 1996	vs Vancouver	2-0	35
				November 7, 1996	at Boston	6-0	25
				November 13, 1996	at Ottawa	4-0	28
				December 10, 1996	at Detroit	0-0 (OT)	52
January 15, 1997	vs Florida			4-0	40		
January 31, 1997	vs NY Islanders			1-0	24		
November 20, 1997	at St. Louis			3-0	22		
November 21, 1997	at Ottawa			1-0	26		
December 17, 1997	vs Chicago			0-0 (OT)	28		
February 2, 1998	vs Los Angeles			1-0	30		
March 11, 1998	at Tampa Bay			2-0	20		
March 13, 1998	at Florida			4-0	23		
March 21, 1998	vs St. Louis			2-0	20		
April 9, 1998	at Los Angeles			4-0	14		
11	CAM TALBOT (227 GP)			January 4, 2016	vs. Carolina	1-0 (OT)	29
		March 3, 2016	at Philadelphia	4-0	35		
		January 4, 2016	vs. Vancouver	2-0	40		
		October 23, 2016	at Winnipeg	3-0	31		
		October 28, 2016	at Vancouver	2-0	26		
		November 21, 2016	vs. Chicago	5-0	31		
		January 25, 2017	at Anaheim	4-0	26		
		February 5, 2017	at Montreal	1-0 (SO)	22		
		March 18, 2017	vs. Vancouver	2-0	33		
		March 20, 2017	vs. Los Angeles	2-0	35		
		October 4, 2017	vs. Calgary	3-0	27		
		January 6, 2019	at Anaheim	4-0	39		



NO	GOALTENDER	DATE	OPPONENT	SCORE	SAVES
9	Grant Fuhr (423 GP)	December 30, 1983	vs Boston	2-0	36
		November 17, 1984	vs Vancouver	7-0	20
		November 7, 1987	vs Buffalo	5-0	26
		December 9, 1987	vs Winnipeg	2-0	28
		December 30, 1987	vs Philadelphia	6-0	23
		March 7, 1988	at Winnipeg	6-0	21
		March 1, 1989	vs Montreal	3-0	23
		November 17, 1989	vs Buffalo	3-0	30
		February 18, 1991	at New Jersey	4-0	27
		8	Devan Dubnyk (171 GP)	February 7, 2011	@ Nashville
April 5, 2011	vs Vancouver			2-0	26
February 23, 2012	vs Philadelphia			2-0	35
March 14, 2012	vs Columbus			3-0	22
March 12, 2013	at Colorado			4-0	29
March 30, 2013	vs. Vancouver			4-0	17
November 19, 2013	vs. Columbus			7-0	14
December 27, 2013	at Calgary			2-0	27
8	Bill Ranford (449 GP)	January 8, 1989	vs Calgary	6-0	35
		December 19, 1989	at Minnesota	5-0	22
		December 1, 1991	vs Vancouver	7-0	33
		February 12, 1993	vs San Jose	6-0	28
		December 27, 1993	vs Winnipeg	6-0	24
		February 12, 1995	vs Anaheim	2-0	29
		April 19, 1995	vs Los Angeles	2-0	28
		November 22, 1995	vs Anaheim	2-0	31
6	Dwayne Roloson (193 GP)	March 30, 2006	vs Los Angeles	4-0	20
		October 28, 2006	vs Washington	4-0	19
		December 4, 2006	at Vancouver	4-0	36
		December 8, 2006	at Dallas	2-0	22
		February 22, 2007	at Columbus	4-0	28
		December 13, 2008	vs Vancouver	3-0	23
5	Jussi Markkanen (102 GP)	November 28, 2001	at Anaheim	2-0	27
		March 4, 2002	at Buffalo	3-0	25
		December 7, 2002	at Florida	4-0	22
		January 8, 2003	at Anaheim	1-0	32
		March 28, 2003	vs Columbus	4-0	26
5	Nikolai Khabibulin (117 GP)	October 7, 2010	vs Calgary	4-0	37
		December 2, 2010	at Toronto	5-0	33
		October 22, 2011	vs NY Rangers	2-0	19
		November 3, 2011	at Los Angeles	3-0	19
		March 26, 2013	at St. Louis	3-0	36
4	MIKKO KOSKINEN (55 GP)	November 1, 2018	vs. Chicago	4-0	40
		November 27, 2018	vs. Dallas	1-0	28
		December 9, 2019	vs. Calgary	1-0	24
		March 2, 2019	at Columbus	4-0	30
4	Mathieu Garon (62 GP)	November 14, 2007	at Vancouver	1-0	29
		December 2, 2007	at Anaheim	4-0	25
		January 7, 2008	vs NY Islanders	4-0	35
		February 4, 2008	vs Calgary	5-0	24



<b>NO</b>	<b>GOALTENDER</b>	<b>DATE</b>	<b>OPPONENT</b>	<b>SCORE</b>	<b>SAVES</b>
4	Andy Moog (235 GP)	February 27, 1983	vs Winnipeg	3-0	25
		November 18, 1983	vs Buffalo	7-0	29
		October 30, 1984	vs Vancouver	7-0	25
		November 8, 1985	vs Vancouver	13-0	29
3	Mikhail Shtalenkov (34 GP)	November 25, 1998	vs Colorado	3-0	26
		December 27, 1998	vs Vancouver	3-0	25
		January 30, 1999	vs Anaheim	1-0	22
3	Jeff Deslauriers (58 GP)	November 23, 2009	vs Phoenix	4-0	36
		February 3, 2010	vs Philadelphia	1-0	33
		March 7, 2010	vs New Jersey	2-0	22
2	Ben Scrivens (78 GP)	January 29, 2014	vs. San Jose	3-0	59
		October 27, 2014	vs. Montreal	3-0	29
2	Ty Conklin (60 GP)	November 13, 2003	at Minnesota	2-0	22
		January 3, 2006	vs Chicago	5-0	23
1	Richard Bachman (10 GP)	March 27, 2015	vs. Dallas	4-0	29
1	Ilya Bryzgalov (20 GP)	November 28, 2013	at Nashville	3-0	33
1	Bob Essensa (74 GP)	December 23, 1996	at Vancouver	7-0	26
1	Eddie Mio (77 GP)	December 9, 1979	vs Hartford	3-0	30
1	Moog/Fuhr	January 8, 1985	at Quebec	4-0	10/18



## ALL-TIME SHUTOUTS VS. OILERS (1979-80 TO 2018-19)

### REGULAR SEASON (TOTAL: 161)

NO	GOALTENDER	DATE	OPPONENT	SCORE	SAVES
5	Craig Anderson	December 11, 2008	vs Florida	2-0	41
		October 27, 2009	vs Colorado	3-0	25
		January 18, 2010	at Colorado	6-0	24
		February 6, 2010	at Colorado	3-0	20
		October 30, 2016	vs. Ottawa	2-0	37
4	Pekka Rinne	March 8, 2013	at Nashville	6-0	22
		November 27, 2014	at Nashville	1-0 (OT)	37
		October 10, 2015	at Nashville	2-0	31
		February 2, 2017	at Nashville	2-0	31
4	Niklas Backstrom	April 3, 2007	at Minnesota	3-0	25
		April 5, 2007	at Minnesota	3-0	22
		October 10, 2007	at Minnesota	2-0	21
		March 22, 2009	at Minnesota	3-0	31
4	Bob Essensa	October 31, 1990	vs Winnipeg	1-0 (OT)	34
		March 23, 1991	vs Winnipeg	3-0	26
		November 23, 1991	vs Winnipeg	4-0	36
		April 15, 1993	at Winnipeg	3-0	31
4	Chris Osgood	October 13, 1995	at Detroit	9-0	17
		October 9, 1996	at Detroit	2-0	18
		December 10, 1996	at Detroit	0-0 (OT)	21
		March 30, 2004	at St. Louis	1-0	18
4	Patrick Roy	November 18, 1991	at Montreal	1-0	12
		December 4, 1996	at Colorado	2-0	36
		October 5, 1997	at Colorado	3-0	34
		November 24, 2001	at Colorado	2-0	11
4	Marty Turco	December 7, 2001	at Dallas	5-0	24
		October 15, 2002	at Dallas	2-0	21
		November 7, 2005	at Dallas	4-0	16
		November 17, 2010	vs Chicago	5-0	18
3	Ed Belfour	November 7, 1993	at Chicago	3-0	23
		February 1, 1995	vs Chicago	7-0	22
		January 31, 1996	vs Chicago	4-0	35
3	Curtis Joseph	February 20, 1995	at St. Louis	4-0	21
		March 7, 2000	vs Toronto	2-0	33
		February 27, 2007	vs Phoenix	3-0	26
3	Mikka Kiprusoff	October 15, 2005	at Calgary	1-0	33
		January 20, 2007	vs Calgary	4-0	32
		December 10, 2011	at Calgary	3-0	21
3	Kirk McLean	March 16, 1989	at Vancouver	3-0	22
		November 21, 1992	at Vancouver	9-0	27
		October 13, 1997	at Vancouver	3-0	33
3	Jaroslav Halak	March 24, 2011	at St. Louis	4-0	12
		January 19, 2012	at St. Louis	1-0	15
		March 23, 2013	vs. St. Louis	3-0	19





NO	GOALTENDER	DATE	OPPONENT	SCORE	SAVES
3	Jonas Hiller	February 13, 2011	vs Anaheim	4-0	12
		January 13, 2012	vs Anaheim	5-0	33
		April 4, 2015	vs. Calgary	4-0	27
3	Roberto Luongo	October 25, 2009	at Vancouver	2-0	27
		April 7, 2012	at Vancouver	3-0	17
		December 13, 2013	at Vancouver	4-0	19
2	Jonathan Quick	April 2, 2012	at Los Angeles	2-0	19
		January 2, 2018	vs. Los Angeles	0-5	32
		January 5, 2019	at Los Angeles	0-4	16
2	Don Beaupre	March 11, 1986	at Minnesota	4-0	27
		October 28, 1990	vs Washington	1-0	31
2	Sean Burke	January 15, 1989	at New Jersey	1-0	26
		February 9, 2001	at Phoenix	2-0	38
2	Byron Dafeo	February 9, 1999	vs Boston	2-0	31
		November 6, 2001	at Boston	1-0 (OT)	20
2	Jeff Hackett	December 17, 1997	vs Chicago	0-0 (OT)	30
		March 24, 1999	vs Montreal	2-0	32
2	Dominik Hasek	March 27, 1998	vs Buffalo	1-0	20
		November 8, 2006	at Detroit	3-0	16
2	Johan Hedberg	January 19, 2002	vs Pittsburgh	1-0	25
		October 11, 2003	at Vancouver	3-0	14
2	Jimmy Howard	November 11, 2011	at Detroit	3-0	24
		March 7, 2013	at Detroit	3-0	22
2	Martin Jones	December 17, 2013	at Los Angeles	3-0	24
		April 10, 2014	vs. Los Angeles	3-0	17
2	Jonas Hiller	February 13, 2011	vs Anaheim	4-0	12
		January 13, 2012	vs Anaheim	5-0	33
2	Nikolai Khabibulin	November 26, 1995	at Winnipeg	4-0	34
		October 22, 2008	at Chicago	3-0	23
2	Olaf Kolzig	December 16, 2000	at Washington	4-0	14
		January 11, 2004	at Washington	1-0	26
2	Patrick Lalime	January 11, 2003	vs Ottawa	2-0	20
		February 13, 2003	at Ottawa	2-0	24
2	Evgeni Nabokov	March 11, 2007	at San Jose	3-0	22
		January 29, 2008	vs San Jose	3-0	13
2	Daren Puppa	November 1, 1985	vs Buffalo	2-0	37
		January 3, 1996	vs Tampa Bay	5-0	28
2	Pekka Rinne	March 8, 2013	at Nashville	6-0	22
		November 27, 2014	at Nashville	1-0 (OT)	37
2	Corey Schneider	April 4, 2013	at Vancouver	4-0	16
		November 21, 2014	vs. New Jersey	2-0	29



NO	GOALTENDER	DATE	OPPONENT	SCORE	SAVES
2	Tommy Soderstrom	January 10, 1993	at Philadelphia	4-0	29
		February 25, 1996	at NY Islanders	2-0	25
2	Tim Thomas	February 13, 2007	at Boston	3-0	32
		October 27, 2008	vs Boston	1-0 (OT)	27
2	Roman Turek	October 3, 2001	at Calgary	1-0	24
		April 12, 2002	vs Calgary	1-0	36
2	Jimmy Howard	November 11, 2011	at Detroit	3-0	24
		March 7, 2013	at Detroit	3-0	22
2	Martin Jones	December 17, 2013	at Los Angeles	3-0	24
		April 10, 2014	vs. Los Angeles	3-0	17
2	Braden Holtby	March 9, 2011	at Washington	5-0	22
		November 23, 2015	at Washington	3-0	33
2	James Reimer	October 29, 2013	vs. Toronto	4-0	43
		March 8, 2016	vs. San Jose	3-0	31
2	Peter Mrazek	November 2, 2013	vs. Detroit	5-0	14
		November 5, 2017	vs. Detroit	0-4	36
2	Mike Smith	March 12, 2016	vs. Arizona	4-0	44
		March 13, 2018	at Calgary	0-1	28
2	Devan Dubnyk	February 20, 2015	vs. Minnesota	4-0	15
		April 2, 2018	at Minnesota	0-3	22
2	Juuse Saros	December 14, 2017	vs. Nashville	0-4	46
		October 20, 2018	vs. Nashville	0-3	31
1	Jonathan Bernier	March 29, 2011	vs Los Angeles	2-0	32
1	Ben Bishop	February 25, 2011	vs St. Louis	5-0	39
1	Gary Bromley	April 1, 1980	at Vancouver	5-0	22
1	Ilya Bryzgalov	November 23, 2010	at Phoenix	5-0	23
1	Roman Cechmanek	November 9, 2000	at Philadelphia	2-0	28
1	Dan Cloutier	December 20, 2003	vs Vancouver	3-0	24
1	Ty Conklin	November 17, 2008	at Detroit	4-0	21
1	Brian Elliott	December 21, 2013	vs. St. Louis	6-0	23
1	Victor Fasth	April 22, 2013	vs. Anaheim	3-0	20
1	Wade Flaherty	April 7, 1995	at San Jose	5-0	26
1	Marc-Andre Fleury	February 4, 2015	vs. Pittsburgh	2-0	22
1	Manny Fernandez	December 3, 2003	vs Minnesota	1-0	34
1	Jean-Sebastien Giguere	April 5, 2002	at Anaheim	2-0	26
1	Mario Gosselin	October 27, 1987	at Quebec	5-0	21
1	Josh Harding	March 1, 2007	vs Minnesota	5-0	30
1	Guy Hebert	April 3, 1996	at Anaheim	1-0	27
1	Braden Holtby	March 9, 2011	at Washington	5-0	22



<b>NO</b>	<b>GOALTENDER</b>	<b>DATE</b>	<b>OPPONENT</b>	<b>SCORE</b>	<b>SAVES</b>
1	Kelly Hrudey	March 26, 1991	at Los Angeles	2-0	33
1	Arturs Irbe	December 15, 1998	at Carolina	3-0	29
1	Chad Johnson	February 1, 2014	at Boston	4-0	22
1	Darcy Kuemper	February 27, 2014	vs. Minnesota	3-0	21
1	Manny Legace	April 11, 2006	at Detroit	2-0	20
1	Henrik Lundqvist	December 14, 2014	vs. N.Y. Rangers	2-0	16
1	Kari Lehtonen	November 13, 2013	vs. Dallas	3-0	22
1	Clint Malarchuk	January 2, 1988	at Washington	2-0	28
1	Steve Mason	February 26, 2009	vs Columbus	1-0	19
1	Jamie McLennan	October 14, 2003	at Calgary	1-0	19
1	Greg Millen	February 12, 1984	at Hartford	11-0	28
1	Ryan Miller	October 17, 2014	vs. Vancouver	2-0	28
1	Andy Moog	October 20, 1989	vs Boston	3-0	11
1	Fredrik Norrena	December 2, 2006	vs Columbus	4-0	23
1	Andre Racicot	January 2, 1991	vs Montreal	3-0	24
1	James Reimer	October 29, 2013	vs. Toronto	4-0	43
1	Tuukka Rask	October 31, 2009	at Boston	2-0	19
1	Jeff Reese	October 25, 1992	vs Calgary	4-0	21
1	Mike Richter	February 27, 1993	vs NY Rangers	1-0	29
1	Dwayne Roloson	February 13, 2004	at Minnesota	3-0	28
1	Bob Sauve	October 15, 1980	at Buffalo	2-0	15
1	Richard Sevigny	January 12, 1981	at Montreal	5-0	20
1	Steve Shields	April 3, 2000	vs San Jose	1-0	20
1	Mikhail Shtalenkov	February 27, 1998	vs Anaheim	4-0	26
1	Al Smith	November 17, 1979	at Hartford	4-0	23
1	Billy Smith	March 12, 1981	vs NY Islanders	5-0	36
1	Cam Talbot	March 30, 2014	vs. N.Y. Rangers	5-0	26
1	Jocelyn Thibault	February 8, 2003	vs Chicago	3-0	29
1	Mike Vernon	February 4, 1998	vs San Jose	3-0	21
1	Tomas Vokoun	March 24, 2007	vs Nashville	4-0	26
1	John Gibson	December 31, 2015	vs. Anaheim	1-0	21
1	Corey Crawford	December 17, 2015	at Chicago	4-0	33
1	Joni Ortio	April 2, 2016	vs. Calgary	5-0	28
1	Garret Sparks	November 30, 2015	at Toronto	3-0	24
1	Al Montoya	February 5, 2017	at Montreal	0-1 (SO)	32
1	Curtis McElhinney	December 10, 2017	at Toronto	0-1	41
1	Connor Hellebuyck	December 31, 2017	vs. Winnipeg	0-5	35
1	Robin Lehner	January 23, 2018	vs. Buffalo	0-5	33
1	Antti Raanta	February 17, 2018	at Arizona	0-1	40



## OILERS PENALTY SHOTS (1979-80 TO 2018-19)

### REGULAR SEASON

PLAYER RESULT	DATE	OPPONENT	GOALTENDER	
Stan Weir	March 29, 1980	at Toronto	Mike Palmateer	GOAL
Wayne Gretzky	February 6, 1981	vs. Winnipeg	Pierre Hamel	No Goal
Dave Lumley	December 2, 1981	at Quebec	Dan Bouchard	GOAL
Wayne Gretzky	January 16, 1982	at Toronto	Michel Larocque	No Goal
Wayne Gretzky	November 24, 1982	vs. Washington	Pat Riggin	No Goal
Wayne Gretzky	January 19, 1983	vs. Vancouver	Richard Brodeur	GOAL
Ken Linseman	October 26, 1983	at Toronto	Rick St. Croix	No Goal
Craig MacTavish	December 23, 1988	vs. Calgary	Mike Vernon	GOAL
Jeff Beukeboom	October 6, 1990	vs. Winnipeg	Rick Tabaracci	No Goal
Ken Linseman	January 9, 1991	at Detroit	Tim Cheveldae	No Goal
Scott Pearson	November 20, 1993	vs. Toronto	Damian Rhodes	No Goal
Roman Oksiuta	February 4, 1994	vs. Chicago	Ed Belfour	No Goal
Doug Weight	January 3, 1996	vs. Tampa Bay	Daren Puppia	No Goal
Dean McAmmond	January 5, 1996	vs. Florida	Mark Fitzpatrick	No Goal
Todd Marchant	November 13, 1996	at Ottawa	Damian Rhodes	No Goal
Todd Marchant	January 26, 1997	at Washington	Olaf Kolzig	No Goal
Doug Weight	October 8, 1997	vs. NY Rangers	Mike Richter	GOAL
Anson Carter	November 11, 2001	at Carolina	Tom Barrasso	No Goal
Mike Comrie	December 28, 2002	vs. Toronto	Ed Belfour	No Goal
Mike Comrie	April 3, 2003	vs. San Jose	Vesa Toskala	No Goal
Ryan Smyth	March 4, 2004	at St. Louis	Chris Osgood	No Goal
Ryan Smyth	November 4, 2005	at St. Louis	Patrick Lalime	GOAL
Ryan Smyth	December 30, 2005	vs. Nashville	Tomas Vokun	GOAL
Jarret Stoll	December 10, 2006	at Chicago	Nikolai Khabibulin	GOAL
Marc Pouliot	February 17, 2007	at Toronto	Andrew Raycroft	GOAL
Kyle Brodziak	January 3, 2008	at Nashville	Dan Ellis	No Goal
Sam Gagner	October 25, 2008	at Vancouver	Roberto Luongo	No Goal
Mike Comrie	March 9, 2010	vs. Ottawa	Brian Elliott	No Goal
Magnus Paajarvi	December 12, 2010	vs. Vancouver	Roberto Luongo	No Goal
Andrew Cogliano	March 17, 2011	vs. Phoenix	Ilya Bryzgalov	No Goal
Teemu Hartikainen	April 2, 2011	at Vancouver	Cory Schneider	No Goal
Taylor Hall	December 22, 2011	vs. Minnesota	Nicklas Backstrom	No Goal
Shawn Horcoff	February 23, 2012	vs. Philadelphia	Ilya Bryzgalov	No Goal
Taylor Hall	February 4, 2013	vs.. Vancouver	Roberto Luongo	No Goal
Sam Gagner	November 10, 2013	at Chicago	Corey Crawford	No Goal
Taylor Hall	October 20, 2014	vs. Tampa Bay	Ben Bishop	GOAL
Jordan Eberle	November 27, 2014	at Nashville	Pekka Rinne	No Goal
Andrew Miller	March 27, 2015	vs. Dallas	Kari Lehtonen	GOAL
Benoit Pouliot	November 28, 2015	at Pittsburgh	Jeff Zatkoff	No Goal
Connor McDavid	October 16, 2016	vs. Calgary	Brian Elliott	GOAL
Leon Draisaitl	February 12, 2018	vs. Florida	James Reimer	GOAL
Connor McDavid	March 8, 2018	vs. NY Islanders	Christopher Gibson	No Goal
Connor McDavid	February 13, 2019	at Pittsburgh	Matt Murray	No Goal

**SUMMARY:** 43 penalty shots have resulted in 13 goals scored (5-18 Home; 8-25 Away).



## PENALTY SHOTS VS. OILERS (1979-80 TO 2018-19)

### REGULAR SEASON

PLAYER RESULT	DATE	OPPONENT	GOALTENDER	
Mike Foligno	March 26, 1980	at Detroit	Ron Low	No Goal
Ron Duguay	January 9, 1984	at Detroit	Grant Fuhr	No Goal
Brent Peterson	January 13, 1984	at Buffalo	Grant Fuhr	No Goal
Rocky Trottier	December 17, 1984	at New Jersey	Andy Moog	GOAL
Claude Loiselle	October 28, 1989	at Quebec	Bill Ranford	No Goal
Tom Kurvers	March 10, 1990	at Toronto	Bill Ranford	No Goal
Greg Adams	December 1, 1991	vs. Vancouver	Bill Ranford	No Goal
Alexander Mogilny	January 10, 1992	at Buffalo	Bill Ranford	No Goal
Mario Lemieux	March 17, 1992	at Pittsburgh	Bill Ranford	No Goal
Dave Gagner	October 28, 1992	vs. Minnesota	Bill Ranford	No Goal
C.J. Young	December 27, 1992	vs. Calgary	Bill Ranford	No Goal
Benoit Hogue	February 16, 1993	at NY Islanders	Ron Tugnutt	GOAL
Robert Reichel	February 7, 1994	at Calgary	Bill Ranford	GOAL
Brett Hull	March 26, 1995	at St. Louis	Bill Ranford	No Goal
Valeri Kamensky	October 26, 1996	vs. Colorado	Curtis Joseph	GOAL
Keith Tkachuk	January 24, 1998	at Phoenix	Bob Essensa	No Goal
J.F. Jomphe	April 15, 1998	vs. Anaheim	Curtis Joseph	No Goal
Mike Sillinger	January 7, 2000	vs. Tampa Bay	Tommy Salo	No Goal
Scott Pellerin	October 15, 2000	at Minnesota	Joquim Gage	No Goal
Jeff Friesen	January 24, 2001	at San Jose	Dominic Roussel	No Goal
Brendan Shanahan	November 1, 2003	vs. Detroit	Tommy Salo	No Goal
Jussi Jokinen	March 7, 2006	vs. Dallas	Ty Conklin	GOAL
Jarome Iginla	October 5, 2006	vs. Calgary	Dwayne Roloson	No Goal
Rick Nash	November 26, 2007	vs. Columbus	Dwayne Roloson	No Goal
Shane Doan	January 10, 2008	vs. Phoenix	Mathieu Garon	No Goal
Eric Staal	January 18, 2008	at Carolina	Mathieu Garon	GOAL
Milan Hejduk	October 12, 2008	vs. Colorado	Mathieu Garon	GOAL
Jonathan Toews	March 20, 2009	at Chicago	Dwayne Roloson	No Goal
Patrick Sharp	October 14, 2009	at Chicago	Nikolai Khabibulin	No Goal
Fredrik Modin	April 10, 2010	at Los Angeles	Devan Dubnyk	No Goal
Tom Kostopolous	November 9, 2010	at Carolina	Devan Dubnyk	No Goal
Mike Modano	November 11, 2010	at Detroit	Nikolai Khabibulin	No Goal
Jarret Stoll	February 2, 2011	vs. Los Angeles	Nikolai Khabibulin	No Goal
R.J. Umberger	March 3, 2011	vs. Columbus	Devan Dubnyk	No Goal
Alex Tanguay	April 6, 2011	at Calgary	Devan Dubnyk	No Goal
Jeff Skinner	December 7, 2011	vs. Carolina	Devan Dubnyk	No Goal
Chris Stewart	February 29, 2012	vs. St. Louis	Yann Danis	GOAL
Keith Yandle	March 18, 2012	vs. Phoenix	Devan Dubnyk	No Goal
Rick Nash	March 25, 2012	at Columbus	Devan Dubnyk	GOAL
Valeri Nichushkin	November 13, 2013	vs. Dallas	Devan Dubnyk	No Goal
Matt Stajan	March 22, 2014	vs. Calgary	Viktor Fasth	GOAL
Andrew Cogliano	April 1, 2015	at Anaheim	Ben Scrivens	GOAL
Marcus Sorensen	April 6, 2017	at San Jose	Cam Talbot	No Goal
Evgeny Dadonov	February 12, 2018	vs. Florida	Cam Talbot	GOAL
Marcus Sorensen	January 8, 2019	vs. San Jose	Cam Talbot	GOAL

**SUMMARY:** 45 penalty shots against have resulted in 13 goals against (7-21 Home; 6-24 Away).





## EDMONTON OILERS NATIONAL HOCKEY LEAGUE “FIRSTS”

### FIRST GAME:

AWAY 10/10/79 at Chicago, 2-4 L  
HOME 10/13/79 vs. Detroit, 3-3 T

### FIRST WIN:

HOME 10/19/79 vs. Quebec, 6-3 W  
AWAY 11/02/79 at NY Islanders, 7-5 W

### FIRST GOAL:

AWAY Kevin Lowe, 1st pd. 9:49, 10/10/79 at Chicago  
HOME Blair MacDonald, 1st pd. 12:06, 10/13/79 vs. Detroit

### FIRST ASSISTS:

HOME Brett Callighen & Wayne Gretzky, 1st pd. 9:49, 10/10/79 at Chicago  
AWAY Brett Callighen & Wayne Gretzky, 1st pd. 12:06, 10/13/79 vs. Detroit

### FIRST GAME WINNING GOAL:

HOME Blair MacDonald, 2nd pd. 8:22, 10/19/79 vs. Quebec  
AWAY Wayne Gretzky, 2nd pd. 12:06, 11/13/79 at Washington

### FIRST MINOR PENALTY:

AWAY Wayne Gretzky, 1st pd. 5:19, slashing, 10/10/79 at Chicago  
HOME Dave Hunter, 1st pd. 18:30, hooking, 10/13/79 vs. Detroit

### FIRST MAJOR PENALTY:

AWAY Lee Fogolin, 2nd pd. 17:48, misconduct, 10/10/79 at Chicago; Kevin Lowe, fighting also at 17:48  
HOME Brett Callighen, 2nd pd. 19:37, fighting, Oct. 13/79 vs. Detroit

### FIRST TWO GOAL GAME:

HOME Blair MacDonald, 10/13/79 vs. Detroit  
AWAY Blair MacDonald & Stan Weir, 11/18/79 at Buffalo

### FIRST THREE GOAL GAME:

HOME Blair MacDonald, 10/19/79 vs. Quebec  
AWAY Blair MacDonald, 01/19/80 at Pittsburgh

### FIRST POWERPLAY GOAL:

AWAY Kevin Lowe, 1st pd. 9:49, 10/10/79  
HOME Blair MacDonald, 1st pd. 12:06, 10/13/79 vs. Detroit

### FIRST SHORTHANDED GOAL:

AWAY Doug Hicks, 3rd pd. 14:35, 11/14/79 at Philadelphia  
HOME Mark Messier, 2nd pd. 15:58, 12/12/79 at Atlanta

### FIRST SHUTOUT:

AWAY Andy Moog/ Grant Fuhr, 01/08/85 at Quebec  
HOME Eddie Mio, 12/09/79 vs. Hartford

### FIRST OILER TO SCORE 50 POINTS IN A SEASON:

Wayne Gretzky vs. Colorado Rockies, 12/26/79 at Northlands Coliseum. Oilers 4 Rockies 3.  
Gretzky scored goal at 13:37 of 1st pd., assisted by Blair MacDonald and Brett Callighen (18-32-50)

### FIRST OILER TO SCORE 100 POINTS IN A SEASON:

Wayne Gretzky vs Boston Bruins, 02/24/80 at Northlands Coliseum, Boston 4 Oilers 2.  
Gretzky assisted on a goal by Brett Callighen at 5:43 of the 2nd pd. (35-65-100)

### FIRST OILER TO SCORE 200 POINTS IN A SEASON:

Wayne Gretzky at Calgary Flames, 03/25/82, Edmonton 7 Calgary 2  
Gretzky assisted on a goal by Pat Hughes at 9:16 of 1st pd. (88-112-200)



## OPPONENT NATIONAL HOCKEY LEAGUE “FIRSTS” VS. OILERS

### FIRST OPPONENT WIN:

AWAY Chicago, 10/10/79, 4-2 W  
HOME Washington, 10/28/79, 6-4 W

### FIRST OPPONENT GOAL:

AWAY John Marks, 1st pd. 1:26, 10/10/79 at Chicago  
HOME Dan Labraaten, 2nd pd. 14:16, 10/13/79 vs. Detroit

### FIRST OPPONENT ASSISTS:

AWAY Cliff Koroll & Stan Mikita, 1st pd. 1:26, 10/10/79 at Chicago  
HOME Perry Miller & Rogie Vachon, 2nd pd. 14:16, 10/13/79 vs. Detroit

### FIRST OPPONENT GAME WINNING GOAL:

AWAY John Marks, 1st pd. 18:59, 10/10/79 at Chicago  
HOME Tom Rowe, 3rd pd. 13:31, 10/28/79 vs. Washington

### FIRST OPPONENT MINOR PENALTY:

AWAY Terry Ruskowski, 1st pd. 3:05, slashing, 10/10/79 at Chicago  
HOME Jean Hamel, 1st pd. 4:02, hooking, 10/13/79 vs. Detroit

### FIRST OPPONENT MAJOR PENALTY:

AWAY Grant Mulvey, 3rd pd. 17:48, fighting, 10/10/79 at Chicago  
HOME Mike Foligno, 1st pd. 19:37, fighting, 10/13/79 vs. Detroit

### FIRST OPPONENT TWO GOAL GAME:

AWAY John Marks, 10/10/79 at Chicago  
HOME Marc Tardif, 10/19/79 vs. Quebec

### FIRST OPPONENT THREE GOAL GAME:

AWAY Mike Bossy, 03/04/80 at NY Islanders  
HOME Ken Houston, 02/08/81 vs. Calgary

### FIRST OPPONENT POWERPLAY GOAL:

AWAY John Marks, 1st pd. 1:26, 10/10/79 at Chicago  
HOME Lars Lindgren, 3rd pd. 3:17, 10/14/79 vs. Vancouver

### FIRST OPPONENT SHORTHANDED GOAL:

AWAY Wayne Cashman, 3rd pd. 16:24, 11/08/79 at Boston  
HOME Bob MacMillan, 3rd pd. 14:37, 02/08/80 vs. Atlanta

### FIRST OPPONENT SHUTOUT:

AWAY Al Smith, 11/17/79 at Hartford  
HOME Billy Smith, 03/12/81 vs. NY Islanders



## NHL TEAM RECORDS HELD OR CO-HELD BY THE EDMONTON OILERS (REGULAR SEASON)

### **MOST GOALS, ONE SEASON:**

446 1983-84 (NHL record)

### **HIGHEST GOALS PER-GAME AVERAGE, ONE SEASON:**

5.58 1983-84, 446 goals in 80 games (NHL record)

### **MOST SHORTHANDED GOALS, ONE SEASON:**

36 1983-84 (NHL record)

### **MOST SCORING POINTS, ONE SEASON:**

1,182 1983-84 (NHL record)

### **MOST 50-OR-MORE GOAL SCORERS, ONE SEASON:**

- 3 – 1983-84, Wayne Gretzky 87; Glenn Anderson 54; Jari Kurri 52 (NHL record)
- 1985-86, Jari Kurri 68; Glenn Anderson 54; Wayne Gretzky 52 (Ties NHL record)

### **MOST 40-OR MORE GOAL SCORERS, ONE SEASON:**

- 4 – 1982-83, Wayne Gretzky 71; Glenn Anderson 48; Mark Messier 48; Jari Kurri 45 (Ties NHL record)
- 1983-84, Wayne Gretzky 87; Glenn Anderson 54; Jari Kurri 52; Paul Coffey 40 (Ties NHL record)
- 1984-85, Wayne Gretzky 73; Jari Kurri 71; Mike Krushelnyski 43; Glenn Anderson 42 (Ties NHL record)
- 1985-86, Jari Kurri 68; Glenn Anderson 54; Wayne Gretzky 52; Paul Coffey 48 (Ties NHL record)

### **MOST 100-OR-MORE POINT SCORERS, ONE SEASON:**

- 4 – 1982-83, Wayne Gretzky 196; Mark Messier 106; Glenn Anderson, Jari Kurri 104 (Ties NHL record)
- 1983-84, Wayne Gretzky 205; Paul Coffey 126; Jari Kurri 113; Mark Messier 101 (Ties NHL record)
- 1985-86, Wayne Gretzky 215; Paul Coffey 138; Jari Kurri 131; Glenn Anderson 102 (Ties NHL record)

### **MOST ASSISTS ONE SEASON:**

738 1985-86 (NHL record)

### **LONGEST UNDEFEATED STREAK FROM START OF SEASON:**

15 games Oct. 11, 1984 through Nov. 9, 1984 (12 wins, 3 ties) (NHL record)

### **MOST CONSECUTIVE OVERTIME GAMES:**

7 2003-04; Oilers were 2-2-3 from Feb. 29-Mar. 12, 2004. (NHL Record)

### **MOST SCORING POINTS, BOTH TEAMS, ONE GAME:**

62 Edmonton at Chicago, Dec. 11, 1985. Edmonton won 12-9 and had 24 assists, Chicago 17. (NHL record)

### **MOST GOALS, BOTH TEAMS, ONE GAME:**

21 Edmonton vs. Chicago, Dec. 11, 1985. Edmonton won 12-9 (Ties NHL record)

### **MOST GOALS, BOTH TEAMS, ONE PERIOD:**

12 Edmonton at Chicago, Dec. 11, 1985. second period. Edmonton scored 6 goals and Chicago 6 in a 12-9 Oilers win (Ties NHL record)

### **MOST POINTS, BOTH TEAMS, ONE PERIOD:**

35 Edmonton at Chicago, Dec. 11, 1985. second period. Edmonton scored 18 points (6 goals, 12 assists) and Chicago scored 17 points (6 goals, 11 assists) in a 12-9 Oilers win. (NHL record)

### **MOST PENALTIES, BOTH TEAMS, ONE GAME:**

86 Penalties Edmonton at Los Angeles, Feb. 28, 1990. Edmonton received 26 minors, 7 majors, 6 misconducts, 4 game misconducts, 1 match penalty for 45 penalties. Los Angeles received 26 minors, 9 majors, 3 misconducts and 3 game misconducts for 41 penalties. (NHL record)

### **MOST PENALTIES, ONE TEAM, ONE GAME:**

45 Penalties Edmonton at Los Angeles, Feb. 28, 1990. Edmonton received 26 minors, 7 majors, 6 misconducts, 4 game misconducts and 1 match penalty.

### **MOST SHOOTOUT WINS, ONE SEASON:**

15 2007-08, 19 GP (NHL record)

### **MOST SHOOTOUT HOME WINS, ONE SEASON:**

8 2007-08, 9 GP (NHL record)



## EDMONTON OILERS TEAM RECORDS (REGULAR SEASON)

<b>MOST POINTS, ONE SEASON:</b>		<b>ROAD OVERTIME WINS, ONE SEASON:</b>	
119	1983-84, 1985-86	10	2007-08
<b>WINS, ONE SEASON:</b>		<b>ROAD OVERTIME LOSSES, ONE SEASON:</b>	
57	1983-84	11	2014-15
<b>LOSSES, ONE SEASON:</b>		<b>FEWEST POINTS, ONE SEASON:</b>	
50	1992-93	38	1994-95 (48 games)
<b>TIES, ONE SEASON:</b>		60	1992-93 (84 games)
16	1980-81, 1999-00	62	2009-10, 2010-11, 2014-15 (82 games)
<b>OVERTIME LOSSES, ONE SEASON:</b>		<b>WINS, ONE SEASON:</b>	
14	2002-03 (7 overtime losses and 7 losses in shootout)	17	1994-95 (48 games)
<b>HOME WINS, ONE SEASON:</b>		24	2014-15 (82 games)
32	1985-86	25	2010-11 (82 games), 1993-94 (84 games)
<b>ROAD WINS, ONE SEASON:</b>		<b>LOSSES, ONE SEASON:</b>	
26	1983-84	17	1981-82, 1985-86
<b>HOME LOSSES, ONE SEASON:</b>		<b>TIES, ONE SEASON:</b>	
23	2014-15	4	1994-95 (48 games)
<b>ROAD LOSSES, ONE SEASON:</b>		5	1983-84 (80 games)
29	1992-93	8	1995-96 (82 games), 1992-93 (84 games)
<b>HOME TIES, ONE SEASON:</b>		<b>OVERTIME LOSSES, ONE SEASON:</b>	
10	1980-81	3	2000-01 (82 games)
<b>ROAD TIES, ONE SEASON:</b>		<b>HOME WINS, ONE SEASON:</b>	
11	1981-82, 1993-94	11	1994-95, 2012-13 (24 games)
<b>HOME OVERTIME LOSSES, ONE SEASON:</b>		13	2010-11 (41 games)
6	– 2005-06 (2 overtime losses and 4 shootout losses) – 2008-09 (3 losses and 3 shootout losses) – 2010-11 (6 shootout losses) – 2011-12 (3 overtime losses and 3 shootout losses)	15	1995-96 (41 games)
<b>ROAD OVERTIME LOSSES, ONE SEASON:</b>		17	1979-80, 1980-81 (40 games)
11	2014-15 (6 overtime losses and 5 shootout losses)	<b>ROAD WINS, ONE SEASON:</b>	
<b>OVERTIME GAMES, ONE SEASON:</b>		6	1994-95 (24 games)
28	1999-00 (4 wins, 8 losses, 16 ties)	9	2014-15 (41 games)
<b>OVERTIME WINS, ONE SEASON:</b>		10	1992-93 (42 games)
19	2007-08	11	1979-80 (40 games)
<b>HOME OVERTIME GAMES, ONE SEASON:</b>		<b>HOME LOSSES, ONE SEASON:</b>	
15	2002-03 (6 wins, 4 losses, 5 ties)	5	1981-82, 1983-84
<b>HOME OVERTIME WINS, ONE SEASON:</b>		<b>ROAD LOSSES, ONE SEASON:</b>	
9	2007-08	11	– 1985-86 (40 games) – 2012-13 (24 games)
<b>ROAD OVERTIME GAMES, ONE SEASON:</b>		<b>HOME TIES, ONE SEASON:</b>	
15	– 1999-00 (3 Wins, 5 Losses, 7 Ties) – 2007-08 (10 Wins, 5 Losses) – 2014-15	1	1994-95 (24 games)
		2	1985-86 (40 games)
		3	1992-93 (42 games)
		4	1996-97, 2001-02, 2003-04 (41 games)
		<b>ROAD TIES, ONE SEASON:</b>	
		1	1983-84, 1986-87
		<b>HOME OVERTIME LOSSES, ONE SEASON:</b>	
		0	2001-02

**ROAD OVERTIME LOSSES, ONE SEASON:**

1 2000-01

**OVERTIME GAMES, ONE SEASON:**

9 1983-94 (4 wins, 0 losses, 5 ties) - 80 games  
 7 1994-95 (1 win, 2 losses, 4 ties) - 48 games  
 11 – 2006-07 (4 wins, 4 losses, 3 shootout losses)  
 – 2012-13 (4 wins, 4 losses, 3 shootout losses) in 48 games

**OVERTIME WINS, ONE SEASON:**

0 – 1984-85 (0-1-11)  
 – 1991-92 (0-2-10)

**HOME OVERTIME GAMES, ONE SEASON:**

5 1983-84 (1-0-4), 1987-88 (0-1-4), 89- 1983-84 (1-0-4), 1987-88 (0-1-4), 1988-89 89 (1-1-3), 1991-92 (0-0-5) - 80 games  
 5 2006-07 (2-3-0) - 82 games  
 2 1994-95 (1-0-1) - 48 games

**HOME OVERTIME WINS, ONE SEASON:**

0 1984-85, 1987-88, 1991-92, 1993-94, 1997-98, 1998-99

**ROAD OVERTIME GAMES, ONE SEASON:**

4 1983-84 (3 wins, 0 losses, 1 tie)

**ROAD OVERTIME WINS, ONE SEASON:**

0 1984-85, 1991-92, 1994-95, 1996-97, 2010-11

**STREAKS****LONGEST WINNING RECORD:**

9 games Feb. 20, 2001 through Mar. 13, 2001

**LONGEST WINNING RECORD, INCLUDING PLAYOFFS:**

9 games – Apr. 10, 1985 through May 7, 1985  
 – UNKNOWN  
 – Feb. 20, 2001 through Mar. 13, 2001

**LONGEST HOME WINNING RECORD, ONE SEASON:**

9 games Mar. 14, 2017 through Apr. 9, 2017

**LONGEST ROAD WINNING RECORD, ONE SEASON:**

8 games Dec. 9, 1986 through Jan. 17, 1987

**LONGEST UNDEFEATED STREAK:**

15 games Oct. 11, 1984 through Nov. 9, 1984, 12 wins, 3 ties

**LONGEST UNDEFEATED STREAK FROM START OF SEASON:**

15 games Oct. 11, 1984 through Nov. 9, 1984, 12 wins, 3 ties (NHL record)

**LONGEST HOME UNDEFEATED RECORD, ONE SEASON:**

14 games Nov. 15, 1989 through Jan. 6, 1990, 11 wins, 3 ties

**LONGEST ROAD UNDEFEATED RECORD, ONE SEASON:**

9 games Dec. 23, 1982 to Jan. 18, 1983

**LONGEST LOSING RECORD, ONE SEASON:**

11 games Oct. 16, 1993 through Nov. 7, 1993

**LONGEST HOME LOSING RECORD, ONE SEASON:**

9 games Oct. 16, 1993 through Nov. 24, 1993

**LONGEST ROAD LOSING RECORD, ONE SEASON:**

11 games Dec. 23, 2009 through Feb. 10, 2009

**LONGEST WINLESS RECORD, ONE SEASON:**

14 games Oct. 11, 1993 through Nov. 7, 1993; 13 losses, 1 tie

**LONGEST HOME WINLESS RECORD, ONE SEASON:**

9 games Oct. 16, 1993 through Nov. 24, 1993, 9 losses, 0 ties

**LONGEST ROAD WINLESS RECORD, ONE SEASON:**

14 games Nov. 11, 2014 through Jan. 15, 2015. 8 losses, 6 OT losses

**MOST CONSECUTIVE OVERTIME GAMES:**

7 games Feb. 29, 2004 through Mar. 12, 2004. 2 Wins, 2 Losses, 3 Ties (NHL Record)

**LONGEST NON-SHUTOFF RECORD:**

229 games Mar. 15, 1981 through Feb. 11, 1984

**LONGEST NON-SHUTOFF RECORD, INCLUDING PLAYOFFS:**

198 games Mar. 15, 1981 through May 3, 1983

**MOST CONSECUTIVE GAMES SHUT OUT:**

2 – Oct. 28, 1990 through Oct. 31, 1990  
 – Nov. 18, 1991 through Nov. 23, 1991  
 – Oct. 11, 2003 through Oct. 14, 2003  
 – April 3, 2007 through April 5, 2007  
 – Oct. 25, 2009 through Oct. 27, 2009

**LONGEST SHUTOFF SEQUENCE AGAINST:**

207:43 The Oilers were shutout for the final 52:48 of a 2-1 loss at Chicago (Apr. 1, 2007), through back-to-back 3-0 shutouts (120:00) at at Minnesota (April 3 &amp; 5, 2007) and the initial 34:55 of a 3-2 win at Calgary (Apr. 7, 2007)

**MOST CONSECUTIVE PERIODS SCORING A GOAL:**

24 periods From the 1st period vs. Vancouver on Nov. 21, 1981 through the 3rd period vs. Vancouver on Dec. 4, 1981; 63 goals during streak

**MOST CONSECUTIVE GAMES WITH A POWERPLAY GOAL:**

Edmonton: 20 Nov. 24, 1982 through Jan. 7, 1983, 31 powerplay goals

Opposition: 12 – Oct. 7, 1981 through Oct. 28, 1981; 15 powerplay goals  
 – Feb. 20, 1990 through Mar. 14, 1990; 19 powerplay goals  
 – Oct. 6, 1993 through Oct. 29, 1993; 17 powerplay goals





## GOALS

NOTE - excluding shootout goals scored

### MOST GOALS, ONE SEASON:

446 1983-84 (NHL record)

### HIGHEST GOALS PER GAME AVERAGE, ONE SEASON:

5.58 1983-84, 446 goals in 80 games (NHL record)

### FEWEST GOALS, ONE SEASON:

123 2012-13 (48 games)

191 2010-11 (82 games)

### LOWEST GOALS-PER GAME AVERAGE, ONE SEASON:

2.33 2010-11, 191 goals in 82 games (excluding shootout goals for)

### MOST GOALS AGAINST, ONE SEASON:

337 1992-93

### HIGHEST GOALS AGAINST PER-GAME AVERAGE, ONE SEASON:

4.09 1980-81, 327 goals in 80 games

### FEWEST GOALS AGAINST, ONE SEASON:

131 2012-13 (48 games)

182 2001-02 (82 games)

### LOWEST GOALS AGAINST-PER-GAME AVERAGE, ONE SEASON:

2.22 2001-02, 182 goals in 82 games

### MOST SHORTHANDED GOALS, ONE SEASON:

36 1983-84 (NHL record)

### FEWEST SHORTHANDED GOALS, ONE SEASON:

2 1993-94

### MOST SHORTHANDED GOALS AGAINST, ONE SEASON:

17 1988-89

### MOST SHORTHANDED GOALS, ONE TEAM, ONE GAME:

Edmonton: 3 – Oilers vs. Winnipeg, Dec. 21, 1983. Edmonton won 7-4  
– Oilers vs. Los Angeles, Dec. 20, 1985. Edmonton won 9-4  
– Oilers vs. Quebec, Feb. 14, 1986. Edmonton won 8-2  
– Oilers vs. Vancouver, Dec. 12, 1987. Edmonton won 6-3

Opposition: 3 – Oilers at Washington, Nov. 12, 1985. Washington won 5-2  
– Oilers vs. Chicago, Jan. 25, 1989. Chicago won 6-3

### MOST SHORTHANDED GOALS FOR, ONE TEAM, ONE PERIOD:

Edmonton: 2 Accomplished 20 times in Oilers history.  
Most recent: Oilers at Chicago, Jan. 4, 2004, 3rd period. Edmonton won 4-3

Opposition: 2 Accomplished 6 times in Oilers history.  
Most recent: Oilers vs. Toronto, Oct. 16, 2001, 2nd period. Toronto won 4-1

### MOST GOALS, BOTH TEAMS, ONE GAME:

21 Oilers vs. Chicago, Dec. 11, 1985. Edmonton won 12-9 (Ties NHL record)

### MOST GOALS, ONE TEAM, ONE GAME:

Edmonton: 13 – Oilers vs. New Jersey, Nov. 19, 1983. Edmonton won 13-4  
– Oilers vs. Vancouver, Nov. 8, 1985. Edmonton won 13-0

Opposition: 11 – Oilers at Hartford, Feb. 12, 1984. Hartford won 11-0  
– Oilers at Toronto, Jan. 8, 1986. Toronto won 11-9

### MOST CONSECUTIVE GOALS, ONE TEAM, ONE GAME:

Edmonton: 13 Oilers vs. Vancouver, Nov. 8, 1985. Edmonton won 13-0

Opposition: 11 Oilers at Hartford, Feb. 12, 1984. Hartford won 11-0

### MOST GOALS, BOTH TEAMS, ONE PERIOD:

12 Oilers at Chicago, Dec. 11, 1985, 2nd period, Edmonton won 12-9 (Ties NHL record)

### MOST GOALS, ONE TEAM, ONE PERIOD:

Edmonton: 7 – Oilers at Vancouver, Oct. 19, 1983, 3rd period. Edmonton won 10-7  
– Oilers at Toronto, Feb. 19, 1985, 2nd period. Edmonton won 9-4  
– Oilers vs. Vancouver, Nov. 8, 1985, 3rd period. Edmonton won 13-0

Opposition: 7 Oilers at Boston, Jan. 17, 1980, 2nd period. Boston won 7-1

## POINTS

### MOST SCORING POINTS, ONE SEASON:

1,182 1983-84 (NHL record)

### FEWEST SCORING POINTS, ONE SEASON:

368 1994-95 (48 games)  
638 1992-93 (84 games)

### MOST POINTS, BOTH TEAMS, ONE GAME:

62 Oilers at Chicago, December 11, 1985, Edmonton won 12-9 and received 24 assists, Chicago received 17 assists (NHL record)

### MOST POINTS, ONE TEAM, ONE GAME:

Edmonton: 36 Oilers at Chicago, Dec. 11, 1985, Edmonton won 12-9 and received 24 assists

Opposition: 31 Oilers at Hartford, Feb. 12, 1984, Hartford won 11-0 and received 20 assists

### MOST POINTS, BOTH TEAMS, ONE PERIOD:

35 Oilers at Chicago, December 11/85, 2nd period, Oilers won 12-9 and had 6 goals, 12 assists, Chicago had 6 goals, 11 assists (NHL record)

**MOST POINTS, ONE TEAM, ONE PERIOD:**

Edmonton: 18 – Oilers at Vancouver, Oct. 19, 1983, 3rd period, Edmonton won 10-7 and had 7 goals, 11 assists  
 – Oilers at Toronto, Feb. 19, 1985, 2nd period, Edmonton won 9-4 and had 7 goals, 11 assists  
 – Oilers vs. Vancouver, Nov. 8, 1985, 3rd period, Edmonton won 13-0 and had 7 goals, 11 assists  
 – Oilers at Chicago, Dec. 11, 1985, 2nd period, Edmonton won 12-9 and had 6 goals, 12 assists

Opposition: 19 Oilers at Boston, Jan. 17, 1980, 2nd period, Boston won 7-1 and had 7 goals, 12 assists

**SHOOTOUTS****MOST SHOOTOUTS, ONE SEASON:**

19 2007-08 (Won 15, Lost 4)

**MOST SHOOTOUT WINS:**

15 2007-08 (NHL record)

**MOST SHOOTOUT LOSSES:**

9 2005-06, 2010-11

**MOST ROAD SHOOTOUTS:**

10 2007-08 (Won 7, Lost 3)

**MOST ROAD SHOOTOUT WINS:**

7 2007-08

**MOST ROAD SHOOTOUT LOSSES:**

5 2005-06, 2014-15

**FEWEST SHOOTOUTS, ONE SEASON:**

6 2006-07, 2017-18, 2018-19

**FEWEST SHOOTOUT WINS, ONE SEASON:**

2 2010-11

**FEWEST SHOOTOUT LOSSES, ONE SEASON:**

1 2017-18

**HIGHEST SHOOTOUT WINNING PERCENTAGE, ONE SEASON:**

.833 (5-1) 2017-18

**LOWEST SHOOTOUT WINNING PERCENTAGE, ONE SEASON:**

.222 (2-9) 2010-11

**MOST HOME SHOOTOUTS, ONE SEASON:**

9 2007-08

**MOST HOME WINS, ONE SEASON:**

8 2007-08 (NHL record)

**MOST HOME LOSSES, ONE SEASON:**

6 2010-11

**FEWEST HOME SHOOTOUTS, ONE SEASON:**

3 2012-13, 2013-14

**FEWEST HOME SHOOTOUT WINS, ONE SEASON:**

1 2018-19, 2013-14, 2012-13, 2008-09

**FEWEST HOME SHOOTOUT LOSSES, ONE SEASON:**

0 2017-18

**MOST ROAD SHOOTOUTS, ONE SEASON:**

10 2007-08

**MOST ROAD SHOOTOUT WINS, ONE SEASON:**

7 2007-08

**MOST ROAD SHOOTOUT LOSSES, ONE SEASON:**

5 2005-06, 2014-15

**FEWEST ROAD SHOOTOUTS, ONE SEASON:**

2 2017-18

**FEWEST ROAD SHOOTOUT WINS, ONE SEASON:**

0 2010-11

**FEWEST ROAD SHOOTOUT LOSSES, ONE SEASON:**

0 2017-18

**HIGHEST HOME SHOOTOUT WINNING PERCENTAGE, ONE SEASON:**

1.000 (4-0) 2017-18

**LOWEST HOME SHOOTOUT WINNING PERCENTAGE, ONE SEASON:**

.333 (2-6/1-3) 2008-09, 2010-11

**HIGHEST ROAD SHOOTOUT WINNING PERCENTAGE, ONE SEASON:**

.833 (5-1) 2008-09

**LOWEST ROAD SHOOTOUT WINNING PERCENTAGE, ONE SEASON:**

.000 (0-3) 2010-11

**MOST SHOOTOUT GOALS SCORED, ONE SEASON:**

24 2007-08

**MOST SHOOTOUT SHOTS TAKEN, ONE SEASON:**

65 2007-08

**BEST SHOOTOUT SCORING PERCENTAGE, ONE SEASON:**

57.9% 2017-18

**BEST SHOOTOUT SAVE PERCENTAGE, ONE SEASON:**

.826 2007-08

**FEWEST SHOOTOUT GOALS SCORED, ONE SEASON:**

5 2012-13 (48 games)

6 2006-07

**FEWEST SHOOTOUT SHOTS TAKEN, ONE SEASON:**

11 2012-13 (48 games)

19 2017-18 (82 games)

**LOWEST SHOOTOUT SCORING PERCENTAGE, ONE SEASON:**

15.9% 2014-15



### LOWEST SHOOTOUT SAVE PERCENTAGE, ONE SEASON:

.538 2012-13 (48 games)  
.574 2005-06

### SHOTS

#### MOST SHOTS, BOTH TEAMS, ONE GAME:

100 Oilers at Minnesota, Dec. 11, 1982, Minnesota won 5-4 and had 52 shots, Edmonton had 48 shots

#### MOST SHOTS, ONE TEAM, ONE GAME:

Edmonton: 56 Oilers vs. Colorado, Feb. 16, 2013. Edmonton won 6-4

Opposition: 59 – Oilers at NY Rangers, Mar. 17, 1993. Edmonton won 4-3 (OT)  
– Oilers vs. San Jose, Jan. 29, 2014. Edmonton won 3-0

#### MOST SHOTS, BOTH TEAMS, ONE PERIOD:

38 – Oilers at Colorado, Dec. 16, 1981, 1st period, Edmonton won 7-4 with 20 shots; Colorado had 18 shots  
– Oilers at Calgary, Apr. 11, 2009, 2nd period. Edmonton lost 1-4 with 18 shots, Calgary had 20 shots  
– Oilers vs. Chicago, Feb. 2, 2012, 3rd period, Edmonton won 8-4 with 19 shots; Chicago had 19 shots  
– Oilers vs. NY Rangers, Mar. 3, 2018, 2nd period, NY Rangers won 3-2 with 22 shots; Edmonton had 16 shots

#### MOST SHOTS, ONE TEAM, ONE PERIOD:

Edmonton: 24 Oilers vs. Colorado, Oct. 15, 1997, 3rd period. Colorado won 6-2

Opposition: 29 Oilers at Detroit, Nov. 7, 1979, 2nd period. Detroit won 5-3

#### FEWEST SHOTS, BOTH TEAMS, ONE GAME:

32 Oilers vs. Boston, Oct. 20, 1989, Edmonton lost 3-0 with 11 shots; Boston had 21 shots

#### FEWEST SHOTS, ONE TEAM, ONE GAME:

Edmonton: 11 – Oilers vs. Boston, Oct. 20, 1989. Boston won 3-0  
– Oilers vs. St. Louis, Nov. 5, 1999. St. Louis won 2-1  
– Oilers at Colorado, Nov. 24, 2001. Colorado won 2-0

Opposition: 11 – Oilers vs. Chicago, Oct. 9, 2001. Edmonton won 2-0

#### FEWEST SHOTS, BOTH TEAMS, ONE PERIOD:

5 Oilers vs. Dallas, Jan. 12, 1999, 2nd period. Dallas won 2-1 with 3 shots; Edmonton had 2 shots

#### FEWEST SHOTS, ONE TEAM, ONE PERIOD:

Edmonton: 0 – Oilers at Minnesota, Feb. 20, 1991, 2nd period, Minnesota won 5-1  
– Oilers vs. Florida, Oct. 20, 2001, 2nd period. Edmonton won 6-2

– Oilers at Detroit, Feb. 16, 2004, 2nd period. Detroit won 2-1  
– Oilers at Detroit, Nov. 8, 2006, 1st period. Edmonton lost 3-0  
– XXXXX FIFTH TIME

Opposition: 1 The Oilers have held opponents to one shot in a period on 34 occasions, most recently:  
– Oilers vs. Arizona, Dec. 21, 2016.  
– Oilers vs. Buffalo, Oct. 4, 1996, 1st period. Edmonton won 4-3  
– Oilers at Anaheim, Nov. 7, 1999, 3rd period. Anaheim won 3-1  
– Oilers vs. Chicago, Oct. 9, 2001, 1st period. Edmonton won 1-0  
– Oilers vs. Chicago, Oct. 9, 2001, 3rd period. Edmonton won 1-0  
– Oilers vs. San Jose, Nov. 30, 2003, 1st period. San Jose won 2-1  
– Oilers vs. Vancouver, Feb. 4, 2006, 3rd period. Edmonton won 3-1  
– Oilers vs. Anaheim, Nov. 30, 2007, 3rd period. Edmonton won 5-1

### PENALTIES

#### MOST PENALTIES, BOTH TEAMS, ONE GAME:

85 Oilers at Los Angeles, Feb. 28, 1990, Edmonton received 26 minors, 7 majors, 6 misconducts, 4 game misconducts, and 1 match penalty. Los Angeles received 26 minors, 9 majors, 3 misconducts, and 3 game misconducts, Los Angeles won 4-2 (NHL Record)

#### MOST PENALTIES, ONE TEAM, ONE GAME:

Edmonton: 45 Oilers at Los Angeles, Feb. 28, 1990, Edmonton received 26 minors, 7 majors, 6 misconducts, 4 game misconducts, and 1 match penalty. Los Angeles won 4-2 (NHL Record)

Opposition: 41 Oilers at Los Angeles, Feb. 28, 1990, Los Angeles received 26 minors, 9 majors, 3 misconducts, and 3 game misconducts, Los Angeles won 4-2

#### MOST PENALTIES, BOTH TEAMS, ONE PERIOD:

42 Oilers at Pittsburgh, Jan. 19, 1980, 2nd period, Edmonton received 5 minors, 8 majors, and 6 game misconducts, Pittsburgh received 9 minors, 7 majors, and 7 game misconducts

#### MOST PENALTIES, ONE TEAM, ONE PERIOD:

Edmonton: 21 Oilers at Los Angeles, Feb. 28, 1990, 3rd period. Edmonton received 9 minors, 3 majors, 5 misconducts and 4 game misconducts. Los Angeles won 4-2

Opposition: 23 Oilers at Pittsburgh, Jan. 19, 1980, 2nd period, Pittsburgh received 9 minors, 7 majors, and 7 game misconducts



## PENALTY MINUTES

### MOST PENALTY MINUTES, ONE SEASON:

2,173 1987-88

### FEWEST PENALTY MINUTES, ONE SEASON:

522 1994-95 (48 games)

677 2014-15 (82 games)

### MOST PENALTY MINUTES, BOTH TEAMS, ONE GAME:

356 Oilers at Los Angeles, Feb. 28, 1990. Edmonton received 27 minors, 7 majors, 6 misconducts, 4 game misconducts and 1 match penalty for 199 minutes. Los Angeles received 26 minors, 9 majors, 3 misconducts and 3 game misconducts for 157 minutes. Los Angeles won 4-2

### MOST PENALTY MINUTES, ONE TEAM, ONE GAME:

Edmonton: 199 Oilers at Los Angeles, Feb. 28, 1990. Edmonton received 27 minors, 7 majors, 6 misconducts, 4 game misconducts and 1 match penalty. Los Angeles won 4-2

Opposition: 157 Oilers at Los Angeles, Feb. 28, 1990, Los Angeles received 26 minors, 9 majors, 3 misconducts and 3 game misconducts. Los Angeles won 4-2

### MOST PENALTY MINUTES, BOTH TEAMS, ONE PERIOD:

243 Oilers at Pittsburgh, Jan. 19, 1980, 2nd period. Edmonton received 5 minors, 6 majors and 6 game misconducts for 110 minutes, Pittsburgh received 9 minors, 7 majors, and 7 game misconducts for 133 minutes

### MOST PENALTY MINUTES, ONE TEAM, ONE PERIOD:

Edmonton: 123 Oilers at Los Angeles, Feb. 28, 1990, 3rd period. Edmonton received 9 minors, 3 majors, 5 misconducts and 4 game misconducts. Los Angeles won 4-2

Opposition: 123 Oilers at Pittsburgh, Jan. 19, 1980, 2nd period. Pittsburgh received 9 minors, 7 majors, and 7 game misconducts

## POWERPLAY GOALS

### MOST POWERPLAY GOALS, ONE SEASON:

88 1987-88

### MOST POWERPLAY GOALS, AGAINST, ONE SEASON:

106 1992-93

### MOST POWERPLAY GOALS, BOTH TEAMS, ONE GAME:

8 — Oilers at Calgary, Apr. 4, 1986, Calgary won 9-3, with 5 powerplay goals; Edmonton had 3  
— Oilers vs. Philadelphia, Mar. 4, 1988. Edmonton won 7-4, with 5 powerplay goals; Philadelphia scored 3

### MOST POWERPLAY GOALS, ONE TEAM, ONE GAME:

Edmonton: 5 — Oilers vs. Chicago, Nov. 26, 1980, Edmonton won 10-3. Jari Kurri had 2 powerplay goals, Kevin Lowe, Blair MacDonald, and Dave Semenko each had 1 powerplay goal  
— Oilers at Los Angeles, Oct. 11, 1987, Edmonton won 9-2, Mark Messier scored 2 powerplay goals, Glenn Anderson, Jim Ennis and Normand Lacombe each scored 1 powerplay goal  
— Oilers vs. Philadelphia, Mar. 4, 1988, Edmonton won 7-4. Glenn Anderson and Craig Simpson scored 2 powerplay goals and Mark Messier scored 1 powerplay goal.  
— Oilers vs. Buffalo, Nov. 4, 1988, Edmonton won 7-3. Jimmy Carson, Jari Kurri, Mark Messier, Craig Simpson and Esa Tikkanen each scored 1 powerplay goal.  
— Oilers vs. Toronto, Nov. 19, 1988, Edmonton won 9-1. Glenn Anderson had 3 powerplay goals, Kelly Buchberger and Craig Simpson each had 1 powerplay goal.

Opposition: 6 Oilers at Hartford, Feb. 12, 1984, Hartford won 11-0. Ron Francis and Greg Malone each had 2 powerplay goals, Chris Kotsopoulos and Ray Neufeld each had 1 powerplay goal

## MULTIPLE GOAL AND POINT SEASONS

### MOST 50-OR MORE GOAL SCORERS, ONE SEASON:

3 — 1983-84, Wayne Gretzky 87; Glenn Anderson 54; Jari Kurri 52 (NHL record)  
— 1985-86, Jari Kurri 68; Glenn Anderson 54; Wayne Gretzky 52 (Ties NHL record)

### MOST 40-OR-MORE GOAL SCORERS, ONE SEASON:

4 — 1982-83, Wayne Gretzky 71; Glenn Anderson, Mark Messier 48; Jari Kurri 45 (Ties NHL record)  
— 1983-84, Wayne Gretzky 87; Glenn Anderson 54; Jari Kurri 52; Paul Coffey 40 (Ties NHL record)  
— 1984-85, Wayne Gretzky 73; Jari Kurri 71; Mike Krushelnyski 43; Glenn Anderson 42 (Ties NHL record)  
— 1985-86, Jari Kurri 68; Glenn Anderson 54; Wayne Gretzky 52; Paul Coffey 48 (Ties NHL record)

### MOST 30-OR-MORE GOAL SCORERS, ONE SEASON:

5 — 1981-82, Wayne Gretzky 92; Mark Messier 50; Glenn Anderson 38; Jari Kurri, Dave Lumley 32  
— 1982-83, Wayne Gretzky 71; Glenn Anderson, Mark Messier 48; Jari Kurri 45; Ken Linseman 33  
— 1983-84, Wayne Gretzky 87; Glenn Anderson 54; Jari Kurri 52; Paul Coffey 40; Mark Messier 37  
— 1984-85, Wayne Gretzky 73; Jari Kurri 71; Mike Krushelnyski 43; Glenn Anderson 42; Paul Coffey 37  
— 1985-86, Jari Kurri 68; Glenn Anderson 54; Wayne Gretzky 52; Paul Coffey 48; Mark Messier 35  
— 1986-87, Wayne Gretzky 62; Jari Kurri 54; Mark Messier 37; Glenn Anderson 35; Esa Tikkanen 34  
— 1987-88, Jari Kurri 43; Craig Simpson 43; Wayne Gretzky 40; Glenn Anderson 38; Mark Messier 37  
— 1988-89, Jimmy Carson 49; Jari Kurri 44; Craig Simpson 35; Mark Messier 33; Esa Tikkanen 31

**MOST 20-OR-MORE GOAL SCORERS, ONE SEASON:**

- 8 – 1981-82, Wayne Gretzky 92; Mark Messier 50, Glenn Anderson 38; Jari Kurri, Dave Lumley 32; Paul Coffey 29; Pat Hughes 24; Matti Hagman 21
- 1982-83, Wayne Gretzky 71; Glenn Anderson 48, Mark Messier 48, Jari Kurri 45; Ken Linseman 33; Paul Coffey 29; Pat Hughes 25; Charlie Huddy 20
- 1983-84, Wayne Gretzky 87; Glenn Anderson 54; Jari Kurri 52; Paul Coffey 40; Mark Messier 37; Pat Hughes 27; Dave Hunter, Willy Lindstrom 22
- 1991-92, Vincent Damphousse 38; Joe Murphy 35; Craig Simpson 24; Scott Mellanby 23; Petr Klima 21; Kelly Buchberger 20; Bernie Nicholls 20; Anatoli Semenov 20

**MOST 100-OR-MORE POINT SCORERS, ONE SEASON:**

- 4 – 1982-83, Wayne Gretzky 196; Mark Messier 106; Glenn Anderson, Jari Kurri 104 (Ties NHL record)
- 1983-84, Wayne Gretzky 205; Paul Coffey 126; Jari Kurri 113; Mark Messier 101 (Ties NHL record)
- 1985-86, Wayne Gretzky 215, Paul Coffey 138, Jari Kurri 131, Glenn Anderson 102 (Ties NHL record)

**ASSISTS****MOST ASSISTS, ONE SEASON:**

738 1985-86 (NHL record)

**FEWEST ASSISTS, ONE SEASON:**

220 2012-13 (48 games)

**SHUTOUTS****MOST SHUTOUTS, ONE SEASON:**

- 8 – 1997-98 (8 by Curtis Joseph)
- 2000-01 (8 by Tommy Salo)
- 2001-02 (6 by Tommy Salo, 2 by Jussi Markkanen)

**FEWEST SHUTOUTS, ONE SEASON:**

- 0 – 1980-81 (Ties NHL record)
- 1981-82 (Ties NHL record)
- 1986-87 (Ties NHL record)

**FASTEST GOALS****FASTEST FIVE GOALS, BOTH TEAMS:**

2:20 Oilers at Toronto, Feb. 19, 1985, 2nd period. Scorers: Wayne Gretzky, Oilers, 14:23; Jari Kurri, Oilers, 14:41; Jari Kurri, Oilers, 15:10; Mark Napier, Oilers, 16:31; Bill Derlago, Leafs, 16:43. Edmonton won 9-4.

**FASTEST FIVE GOALS, ONE TEAM:**

Edmonton: 3:35 Oilers vs. Vancouver, Apr. 27, 2013, 3rd period. Scorers: Justin Schultz 13:17, Nail Yakupov, 14:16, Jordan Eberle, 14:37, Nail Yakupov, 15:47, Jerred Smithson, 16:52. Edmonton won 7-2

Opposition: 3:22 Oilers at NY Rangers, Feb. 15, 1985, 1st period. Scorers: Mark Pavelich 15:53, Mike Rogers 16:18, Ron Greschner 16:51, Mike Rogers 17:31, Grant Ledyard 19:15. NY Rangers won 8-7

**FASTEST FOUR GOALS, BOTH TEAMS:**

1:11 Oilers vs. Los Angeles, Jan. 21, 1985, 2nd period. Scorers: Dave Taylor, Kings, 17:21; Don Jackson, Oilers, 17:33; Jay Wells, Kings, 18:17; Willy Lindstrom, Oilers, 18:32. Edmonton won 8-7.

**FASTEST FOUR GOALS, ONE TEAM:**

Edmonton: 1:41 Oilers vs. St. Louis, Jan. 20, 1982, 3rd period. Scorers: Tom Roulston 13:57; Dave Lumley 14:17; Wayne Gretzky 15:30; Glenn Anderson 15:38. Edmonton won 8-6

Opposition: 1:38 Oilers at NY Rangers, Feb. 15, 1985, 1st period. Scorers: Mark Pavelich 15:53, Mike Rogers 16:18, Ron Greschner 16:51, Mike Rogers 17:31. NY Rangers won 8-7

**FASTEST THREE GOALS, BOTH TEAMS:**

- 0:27 – Oilers vs. Washington, Nov. 2, 1983, 1st period. Scorers: Don Jackson, Oilers, 17:24; Chris Valentine, Capitals, 17:44; Glenn Anderson, Oilers, 17:51. Edmonton won 11-3
- Oilers at Quebec, Nov. 8, 1983, 3rd period. Scorers: Bo Berglund, Nordiques, 16:31; Mark Messier, Oilers, 16:46; Dave Lumley, Oilers, 16:58. Edmonton won 7-4

**FASTEST THREE GOALS, ONE TEAM:**

Edmonton: 0:45 Oilers at Hartford, Mar. 25, 1981, 3rd period. Scorers: Wayne Gretzky 19:04; Mark Messier 19:18; Glenn Anderson 19:49. Edmonton won 7-2

Opposition: 0:38 Oilers at St. Louis, Jan. 26, 1982, 3rd period. Scorers: Joe Mullen 0:44; Perry Turnbull 1:09; Mike Crombeen 1:22. Edmonton won 6-4

**FASTEST TWO GOALS, BOTH TEAMS:**

0:05 Oilers vs. Chicago, Nov. 27, 1987, 2nd period. Scorers: Wayne Gretzky, Edmonton, 18:37; Steve Larmer, Chicago, 18:42. Edmonton won 4-3

**FASTEST TWO GOALS, ONE TEAM:**

- Edmonton: 0:07 – Oilers at Vancouver, Dec. 23, 1996, 1st period. Scorers: Dean McAmmond 9:36; Andrei Kovalenko, 9:43
- Oilers vs. Phoenix, Nov. 23, 2009, 1st Period. Scorers: Sheldon Souray, Edmonton, 11:07, Ales Hemsky, Edmonton, 11:14. Edmonton won 4-0

Opposition: 0:04 Oilers at Winnipeg, Dec. 15, 1995, 2nd period. Scorers: Deron Quint at 7:51 and 7:55. Winnipeg won 9-4

**FASTEST THREE GOALS FROM THE START OF A GAME, BOTH TEAMS:**

2:40 Oilers vs. NY Islanders, Nov. 2, 1979. Scorers: Stefan Persson, Islanders, 1:57; Wayne Gretzky, Oilers, 2:18; Dan Newman, Oilers, 2:40, Edmonton won 7-5





**FASTEST THREE GOALS FROM THE START OF A GAME,  
ONE TEAM:**

Edmonton: 2:43 Oilers vs. Vancouver, Mar. 30, 2013. Scorers: Taylor Hall 0:16, Ladislav Smid 2:05, Taylor Hall 2:43. Edmonton won 4-0

Opposition: 3:09 Oilers at Detroit, Dec. 2, 1987. Scorers: Brent Ashton 0:47; Gerard Gallant 1:02; Shawn Burr 3:09. Detroit won 7-4

**FASTEST THREE GOALS FROM THE START OF A PERIOD,  
BOTH TEAMS:**

1:22 Oilers at St. Louis, Jan. 26, 1982, 3rd period. Scorers: Joe Mullen 0:44; Perry Turnbull 1:09; Mike Crombeen 1:22. Edmonton won 6-4

**FASTEST THREE GOALS FROM THE START OF A PERIOD,  
ONE TEAM:**

Edmonton: 2:27 Oilers vs. Calgary, Dec. 4, 1982, 3rd period. Scorers: Wayne Gretzky 0:33; Jari Kurri 1:31; Ken Linseman 2:27, Edmonton won 7-5

Opposition: 1:22 Oilers at St. Louis, Jan. 26, 1982, 3rd period. Scorers: Joe Mullen 0:44; Perry Turnbull 1:09; Mike Crombeen 1:22. Edmonton won 6-4

**FASTEST TWO GOALS FROM THE START OF A GAME,  
BOTH TEAMS:**

Edmonton: 0:24 Oilers at Los Angeles, Mar. 28, 1982. Scorers: Mark (NHL record) Messier 0:14; Dave Lumley 0:24. Edmonton won 6-2

**FASTEST TWO GOALS FROM THE START OF A GAME,  
ONE TEAM:**

Edmonton: 0:24 Oilers at Los Angeles, Mar. 28, 1982. Scorers: Mark (NHL record) Messier 0:14; Dave Lumley 0:24. Edmonton won 6-2

Opposition: 0:41 Oilers vs. NY Islanders, Dec. 5, 1984. Scorers: John Tonelli 0:25, 0:41. Edmonton won 6-4

**FASTEST TWO GOALS FROM THE START OF A PERIOD,  
BOTH TEAMS:**

0:24 Oilers at Los Angeles, Mar. 28, 1982, 1st period. Scorers: Mark Messier 0:14; Dave Lumley 0:24. Edmonton won 6-2

**FASTEST TWO GOALS FROM THE START OF A PERIOD,  
ONE TEAM:**

Edmonton: 0:24 Oilers at Los Angeles, Mar. 28, 1982, 1st period. Scorers: Mark Messier 0:14; Dave Lumley 0:24. Edmonton won 6-2

Opposition: 0:41 Oilers vs. NY Islanders, Dec. 5, 84. Scorers: John Tonelli 0:25, 0:41. Edmonton won 6-4



## CURRENT NHL INDIVIDUAL RECORDS ESTABLISHED OR TIED BY EDMONTON OILERS (REGULAR SEASON)

### REGULAR SEASON RECORDS (24)

#### MOST GOALS, ONE SEASON:

92 Wayne Gretzky 1981-82

#### MOST GOALS, ONE SEASON, BY A DEFENCEMAN:

48 Paul Coffey 1985-86

#### MOST ASSISTS, ONE SEASON:

163 Wayne Gretzky 1985-86

#### MOST POINTS, ONE SEASON:

215 Wayne Gretzky 1985-86

#### MOST GAMES SCORING THREE-OR-MORE GOALS, ONE SEASON:

10 Wayne Gretzky 1981-82; 1983-84

#### HIGHEST ASSIST-PER-GAME AVERAGE, ONE SEASON

*(35 or more)*

2.04 Wayne Gretzky 1985-86

#### HIGHEST POINTS PER-GAME AVERAGE, ONE SEASON

*(among players with 50 or more):*

2.77 Wayne Gretzky 1983-84

#### MOST GOALS, ONE SEASON, INCLUDING PLAYOFFS:

100 Wayne Gretzky 1983-84

#### MOST ASSISTS, ONE SEASON, INCLUDING PLAYOFFS:

174 Wayne Gretzky 1985-86

#### MOST POINTS, ONE SEASON, INCLUDING PLAYOFFS:

255 Wayne Gretzky 1984-85

#### MOST GOALS ONE SEASON, BY A CENTRE:

92 Wayne Gretzky 1981-82

#### MOST ASSISTS ONE SEASON, BY A CENTRE:

163 Wayne Gretzky 1985-86

#### MOST POINTS ONE SEASON, BY A CENTRE:

215 Wayne Gretzky 1985-86

#### MOST MULTIPLE-POINT GAMES, SEASON:

62 Wayne Gretzky 1981-82

#### MOST MULTIPLE-ASSIST GAMES, SEASON:

44 Wayne Gretzky 1985-86

#### MOST MULTIPLE-GOAL GAMES BY A DEFENCEMAN, SEASON:

13 Paul Coffey 1985-86

#### FASTEST TWO SHORTHANDED GOALS:

12 seconds Esa Tikkanen at Toronto, Nov. 12, 1988, 1st period.  
Goals scored at 10:44 and 10:56

#### MOST GOALS, MINIMUM 50 GAMES, FROM THE START OF THE SEASON:

61 Wayne Gretzky 1981-82, 1983-84

#### LONGEST CONSECUTIVE POINT-SCORING STREAK:

51 games Wayne Gretzky 1983-84  
Oct. 5, 1983 through Jan. 27, 1984

#### LONGEST CONSECUTIVE POINT-SCORING STREAK FROM THE START OF A SEASON:

51 games Wayne Gretzky 1983-84  
Oct. 5, 1983 through Jan. 27, 1984

#### MOST ASSISTS, ONE GAME:

7 Wayne Gretzky  
Feb. 15, 1980 vs. Washington; Dec. 11, 1985 at Chicago;  
Feb. 14, 1986 vs. Quebec (Ties NHL record)

#### MOST ASSISTS, ONE GAME, BY A DEFENCEMAN:

6 Paul Coffey  
Mar. 14, 1986 vs. Detroit (Ties NHL record)

#### MOST ASSISTS, ONE ROAD GAME:

7 Wayne Gretzky  
Dec. 11, 1985 at Chicago  
(Ties NHL record)

#### MOST ASSISTS, ONE GAME, BY A PLAYER IN HIS FIRST NHL SEASON:

7 Wayne Gretzky  
Feb. 15, 1980 vs. Washington

#### MOST POINTS, ONE GAME, BY A DEFENCEMAN:

8 Paul Coffey  
Mar. 14, 1986 vs. Detroit; 2 goals, 6 assists  
(Ties NHL record)

#### MOST GOALS, ONE PERIOD:

4 Wayne Gretzky Feb. 18, 1981, 3rd period, vs. St. Louis  
(Ties NHL record)

#### MOST POINTS/ ASSISTS, ONE SEASON, BY A GOALTENDER:

14 Grant Fuhr 1983-84

### ALL STAR GAME RECORDS

#### MOST GOALS, ONE GAME:

4 Wayne Gretzky 1983 at Uniondale

#### MOST GOALS, ONE PERIOD:

4 Wayne Gretzky 1983 at Uniondale, 3rd period

#### MOST POINTS, ONE PERIOD:

4 Wayne Gretzky 1983 at Uniondale,  
3rd period, 4 goals, 0 assists



## EDMONTON OILERS REGULAR SEASON RECORDS INDIVIDUAL RECORDS

### GAMES

#### MOST GAMES:

1037 Kevin Lowe, 1979-80 through 1991-92 & 1996-97 through 1997-98

#### MOST GAMES, INCLUDING PLAYOFFS:

1209 Kevin Lowe, 1979-80 through 1991-92, & 1996-97 through 1997-98, 1037 regular season games, 172 playoff games

#### MOST CONSECUTIVE GAMES:

518 Craig MacTavish, Oct. 12, 1986 through Jan. 2, 1993

#### MOST GAMES APPEARED IN BY A GOALTENDER, CAREER

449 Bill Ranford, 1987-88 through 1995-96

#### MOST CONSECUTIVE COMPLETE GAMES BY A GOALTENDER:

28 Dwayne Roloson, Feb. 8, 2009 through Apr. 7, 2009 (consecutive team games)

36 Tommy Salo, Oct. 6, 2000 through Dec. 30, 2000 (consecutive personal appearances)

### GOALS

#### MOST GOALS:

583 Wayne Gretzky, in 9 seasons, 696 games

#### MOST GOALS, INCLUDING PLAYOFFS:

664 Wayne Gretzky, 583 regular season goals, 81 playoff goals

#### MOST GOALS, 50 GAMES FROM START OF SEASON

61 Wayne Gretzky, 1981-82. Oct. 7, 1981 - Jan. 22, 1982. (80-game schedule)

#### MOST GAMES SCORING THREE-OR-MORE GOALS

43 Wayne Gretzky, in 9 seasons: 30 three goal games, 9 four goal games, 4 five goal games (NHL record)

#### MOST GOALS, ONE SEASON:

92 Wayne Gretzky, 1981-82 (NHL record)

#### MOST GAMES SCORING AT LEAST THREE GOALS, ONE SEASON:

10 — Wayne Gretzky, 1981-82 (NHL record)  
— Wayne Gretzky, 1983-84 (Ties NHL record)

#### HIGHEST GOALS PER-GAME AVERAGE (20 OR MORE GOALS), ONE SEASON (MODERN ERA):

1.15 Wayne Gretzky, 1981-82, 92 goals in 80 games

#### MOST GOALS, ONE SEASON, INCLUDING PLAYOFFS:

100 Wayne Gretzky, 1983-84, 87 goals in 74 regular season games, 13 goals in 19 playoff games (NHL record)

#### MOST GOALS, ONE SEASON, DEFENCEMAN:

48 Paul Coffey, 1985-86 (NHL record)

#### MOST GOALS, ONE SEASON, CENTRE:

92 Wayne Gretzky, 1981-82 (NHL record)

#### MOST GOALS, ONE SEASON, RIGHT WING:

71 Jari Kurri, 1984-85

#### MOST GOALS, ONE SEASON, LEFT WING:

50 Mark Messier, 1981-82

#### MOST GOALS, ONE SEASON, ROOKIE:

33 Jason Arnott, 1993-94

#### MOST GOALS, ONE SEASON, ROOKIE DEFENCEMAN:

13 Tom Gilbert, 2007-08

#### MOST GOALS, ONE GAME:

Edmonton: 5 — Wayne Gretzky, vs. St. Louis, Feb. 18, 1981, Edmonton won 9-2  
— Wayne Gretzky, vs. Philadelphia, December 30, 1981, Edmonton won 7-5  
— Jari Kurri, vs. New Jersey, Nov. 19, 1983, Edmonton won 13-4  
— Pat Hughes, vs. Calgary, February 3/84, Edmonton won 10-5  
— Wayne Gretzky, at St. Louis, December 15/84, Edmonton won 8-2  
— Wayne Gretzky, vs. Minnesota, December 6/87, Edmonton won 10-4

Opposition: 4 Has occurred 11 times in Oilers history.  
— Markus Naslund, VAN (Dec. 14, 2002); Wendel Clark, TOR (Nov. 9, 1996); Mike Modano, DAL (Feb. 16, 1996); Teemu Selanne, WPG (Dec. 15, 1995); Brett Hull, STL (Oct. 10, 1995); Steve Yzerman, DET (Jan. 31, 1990); Miroslav Frycer, TOR (Jan. 8, 1986); Ron Francis, HFD (Feb. 12, 1984); Butch Goring, NYI (Dec. 13, 1983); Bernie Nicholls, LAK (Oct. 20, 1983); Mike Bossy, NYI (Mar. 3, 1981).

#### MOST GOALS, ONE GAME, BY A DEFENCEMAN:

Edmonton: 4 Paul Coffey, at Calgary, Dec. 26, 1984, Edmonton won 6-5

Opposition: 3 — Paul Reinhart (CGY), at Calgary, Nov. 24, 1986, Calgary won 6-5  
— Kevin Hatcher (DAL), at Edmonton, Jan. 24, 1996, Dallas won 5-3

#### MOST GOALS, ONE ROAD GAME:

Edmonton: 5 Wayne Gretzky, at St. Louis, Dec. 15, 1984, Edmonton won 8-2

Opposition: 4 Markus Naslund (VAN), at Edmonton, Dec. 14, 2002. Vancouver won 6-3.

#### MOST GOALS, ONE PERIOD:

Edmonton: 4 Wayne Gretzky vs. St. Louis, Feb. 18, 1981, 3rd period. Edmonton won 9-2 (Ties NHL record)



Opposition: 3 — Miroslav Frycer (TOR), at Toronto, Jan. 8, 1986, 3rd period, Toronto won 11-9  
 — Paul Reinhart (CGY), at Calgary, Nov. 24, 1986, 1st period, Calgary won 6-5  
 — Rickard Rakell (ANA), in Edmonton, Mar. 30, 2019, 2nd period. Anaheim won 5-1

## ASSISTS

### MOST ASSISTS:

1086 Wayne Gretzky, in 9 seasons, 696 games

### MOST ASSISTS, INCLUDING PLAYOFFS:

1257 Wayne Gretzky, 1086 regular season assists, 171 playoff assists

### MOST ASSISTS, ONE SEASON:

163 Wayne Gretzky, 1985-86 (NHL record)

### HIGHEST ASSISTS-PER-GAME AVERAGE (35 OR MORE ASSISTS), ONE SEASON:

2.04 Wayne Gretzky, 1985-86, 163 assists in 80 games (NHL record)

### MOST ASSISTS ONE SEASON, INCLUDING PLAYOFFS:

174 Wayne Gretzky, 1985-86, 163 assists in 80 regular season games, 11 assists in 10 playoff games (NHL record)

### MOST ASSISTS, ONE SEASON, DEFENCEMAN:

90 Paul Coffey, 1985-86

### MOST ASSISTS, ONE SEASON, CENTRE:

163 Wayne Gretzky, 1985-86 (NHL record)

### MOST ASSISTS, ONE SEASON, RIGHT WING:

67 Glenn Anderson, 1981-82

### MOST ASSISTS, ONE SEASON, LEFT WING:

64 Mark Messier, 1983-84

### MOST ASSISTS, ONE SEASON, ROOKIE:

43 Jari Kurri, 1980-81

### MOST ASSISTS, ONE SEASON, ROOKIE DEFENCEMAN:

29 Risto Siltanen, 1979-80

### MOST ASSISTS, ONE SEASON, GOALTENDER:

14 Grant Fuhr, 1983-84 (NHL record)

### MOST ASSISTS, ONE GAME:

Edmonton: 7 — Wayne Gretzky, vs. Washington, Feb. 15, 1980, Edmonton won 8-2 (Ties NHL record)  
 — Wayne Gretzky, at Chicago, Dec. 11, 1985, Edmonton won 12-9 (Ties NHL record)  
 — Wayne Gretzky, vs. Quebec, Feb. 14, 1986, Edmonton won 8-2 (Ties NHL record)

Opposition: 6 Gary Suter (CGY) at Calgary, Apr. 4, 1986, Calgary won 9-3

### MOST ASSISTS, ONE ROAD GAME:

Edmonton: 7 Wayne Gretzky, at Chicago, Dec. 11, 1985, Edmonton won 12-9 (Ties NHL record)

Opposition: 5 Mario Lemieux (PIT), at Edmonton, Jan. 21, 1989. Pittsburgh won 7-4

### MOST ASSISTS, ONE GAME, BY A DEFENCEMAN:

Edmonton: 6 Paul Coffey, vs. Detroit, Mar. 14, 1986. Edmonton won 12-3 (Ties NHL Record)

Opposition: 6 Gary Suter (CGY), at Calgary, Apr. 4, 1986. Calgary won 9-3

### MOST ASSISTS, ONE PERIOD:

Edmonton: 4 — Wayne Gretzky, vs. Montreal, Feb. 4, 1983, 1st period. Edmonton won 7-3  
 — Jari Kurri, at Winnipeg, Oct. 7, 1983 2nd period. Edmonton won 8-6  
 — Mark Messier, vs. Minnesota, Jan. 4, 1984, 2nd period. Edmonton won 12-8  
 — Wayne Gretzky, vs. Los Angeles, Oct. 26, 1984, 2nd period. Edmonton won 8-2  
 — Wayne Gretzky, at Chicago, Mar. 31, 1985, 3rd period. Edmonton won 7-3  
 — Wayne Gretzky, vs. Winnipeg, Oct. 30, 1985, 2nd period. Edmonton won 7-3  
 — Wayne Gretzky, vs. Quebec, Feb. 14, 1986, 3rd period. Edmonton won 8-2  
 — Wayne Gretzky, vs. Quebec, Oct. 15, 1986, 3rd period. Edmonton won 5-2  
 — Wayne Gretzky, vs. Toronto, Feb. 18, 1987, 2nd period. Edmonton won 9-2  
 — Wayne Gretzky, at St. Louis, Nov. 14, 1987, 3rd period. Edmonton won 6-5 (OT)  
 — Wayne Gretzky, vs. Philadelphia, Mar. 4, 1988, 1st period. Edmonton won 7-4  
 — Wayne Gretzky, at Winnipeg, Mar. 7, 1988, 2nd period. Edmonton won 6-0  
 — Shawn Horcoff, vs. Detroit, Nov. 17, 2005, 3rd period. Edmonton won 6-5 OT

Opposition: 4 Gary Suter (CGY), at Calgary, April 4, 1986. Calgary won 9-3

## POINTS

### MOST POINTS:

1669 Wayne Gretzky, in 9 seasons, 696 games (583 goals, 1086 assists)

### MOST POINTS, INCLUDING PLAYOFFS:

1921 Wayne Gretzky, 1,669 regular season, 252 playoff points

### MOST POINTS, ONE SEASON:

215 Wayne Gretzky, 1985-86, (52 goals, 163 assists) (NHL record)



**HIGHEST POINTS-PER-GAME AVERAGE (50 OR MORE POINTS), ONE SEASON:**

2.77 Wayne Gretzky, 1983-84, 205 points in 74 games

**MOST POINTS, ONE SEASON, INCLUDING PLAYOFFS:**

255 Wayne Gretzky, 1984-85, 208 regular season (73 goals, 135 assists), 47 playoff points (17 goals, 30 assists) (NHL record)

**MOST POINTS, ONE SEASON, DEFENCEMAN:**

138 Paul Coffey, 1985-86

**MOST POINTS, ONE SEASON, CENTRE:**

215 Wayne Gretzky, 1985-86 (NHL record)

**MOST POINTS ONE SEASON, RIGHT WING:**

135 Jari Kurri, 1984-85

**MOST POINTS, ONE SEASON, LEFT WING:**

106 Mark Messier, 1982-83

**MOST POINTS, ONE SEASON, ROOKIE:**

75 Jari Kurri, 1980-81

**MOST POINTS, ONE SEASON, ROOKIE DEFENCEMAN:**

33 Tom Gilbert, 2007-08 (13 goals, 20 assists)

**MOST POINTS, ONE SEASON, GOALTENDER:**

14 Grant Fuhr, 1983-84 (NHL record)

**MOST POINTS, ONE GAME:**

Edmonton: 8 – Wayne Gretzky, vs. New Jersey, Nov. 19, 1983, 3 goals, 5 assists. Edmonton won 13-4  
– Wayne Gretzky, vs. Minnesota, Jan. 4, 1984, 4 goals, 4 assists. Edmonton won 12-8  
– Paul Coffey, vs. Detroit, Mar. 14, 1986, 2 goals, 6 assists. Edmonton won 12-3  
– Sam Gagner, vs. Chicago, Feb. 2, 2012, 4 goals, 4 assists. Edmonton won 8-4

Opposition: 7 – Mario Lemieux (PIT), at Edmonton, Jan. 21, 1989, 2 goals, 5 assists. Pittsburgh won 7-4  
– Sergei Makarov (CGY), at Calgary, Feb. 25, 1990, 2 goals, 5 assists. Calgary won 10-4

**MOST POINTS, ONE ROAD GAME:**

Edmonton: 7 – Wayne Gretzky at Winnipeg, Nov. 6, 1983, 4 goals, 3 assists. Edmonton won 8-5  
– Wayne Gretzky at Chicago, Dec. 11, 1985, 0 goals, 7 assists. Edmonton won 12-9

Opposition: 7 Mario Lemieux (PIT), at Edmonton, Jan. 21, 1989, 2 goals, 5 assists. Pittsburgh won 7-4

**MOST POINTS, ONE GAME BY A DEFENCEMAN:**

Edmonton: 8 Paul Coffey, vs. Detroit, Mar. 14, 1986, 2 goals, 6 assists. Edmonton won 12-3 (Ties NHL record)

Opposition: 6 Gary Suter (CGY), at Calgary, Apr. 4, 1986, 0 goals, 6 assists. Calgary won 9-3

**MOST POINTS, ONE PERIOD:**

Edmonton: 5 – Jari Kurri, vs. Los Angeles, Oct. 26, 1984, 2nd period, 2 goals, 3 assists. Edmonton won 8-2  
– Sam Gagner, vs. Chicago, Feb. 2, 2012, 3rd period, 3 goals, 2 assists. Edmonton won 8-4

Opposition: 4 – Peter Stastny (QUE), at Quebec, Dec. 2, 1981, 2nd period, 2 goals, 2 assists. Quebec won 9-8  
– Phil Housley (BUF), at Buffalo, Oct. 17, 1982, 1st period, 1 goal, 3 assists. Buffalo won 6-4  
– Gary Suter (CGY), at Calgary, Apr. 4, 1986, 2nd period, 4 assists. Calgary won 9-3  
– Curt Fraser (CHI), at Chicago, Feb. 1, 1987, 3rd period, 1 goal, 3 assists. Chicago won 6-4.  
– Sergei Makarov (CGY), at Calgary, Feb. 25, 1990, 3rd period, 1 goal, 3 assists. Calgary won 10-4  
– Al MacInnis (CGY), at Calgary, Mar. 28, 1991, 1st period, 1 goal, 3 assists. Game tied 4-4.  
– Wendel Clark (TOR), at Toronto, Nov. 9, 1996, 2nd period, 3 goals, 1 assist. Toronto won 7-3.

**MULTIPLE RECORDS**

**MOST MULTIPLE-POINT GAMES, SEASON**

62 Wayne Gretzky, 1981-82 (NHL Record)

**MOST MULTIPLE-GOAL GAMES, SEASON**

24 Wayne Gretzky, 1983-84

**MOST MULTIPLE-ASSIST GAMES, SEASON**

44 Wayne Gretzky, 1985-86 (NHL Record)

**MOST MULTIPLE-POINT GAMES BY A DEFENCEMAN, SEASON**

40 Paul Coffey, 1985-86

**MOST MULTIPLE-GOAL GAMES BY A DEFENCEMAN, SEASON**

13 Paul Coffey, 1985-86 (NHL Record)

**MOST MULTIPLE-ASSIST GAMES BY A DEFENCEMAN, SEASON**

24 Paul Coffey, 1984-85

**MOST MULTIPLE-POINT GAMES BY A ROOKIE**

21 Jari Kurri, 1980-81

**MOST MULTIPLE-GOAL GAMES BY A ROOKIE**

8 Jason Arnott, 1993-94

**MOST MULTIPLE-ASSIST GAMES BY A ROOKIE**

7 – Glenn Anderson, 1980-81  
– Connor McDavid, 2015-16





## PENALTIES

### MOST PENALTIES, ONE GAME:

- Edmonton: 7 – Dave Semenko, vs. Calgary, Nov. 15, 1984, 3 minors, 2 majors, 1 match penalty, 1 game misconduct
- Jeff Beukeboom, vs. Calgary, Oct. 4, 1991, 4 minors, 2 majors, 1 game misconduct

Opposition: 9 Russ Anderson, at Pittsburgh, Jan. 19, 1980, 3 minors, 3 majors, 3 game misconducts

### MOST PENALTIES, ONE PERIOD:

- Edmonton: 7 – Lee Fogolin, at Detroit, Mar. 22, 1981 3rd period, 3 minors, 1 major, 1 10-minute misconduct, 1 game misconduct, 1 gross misconduct
- Dave Semenko, at Calgary, Nov. 14, 1984, 3rd period, 3 minors, 1 match, 1 game misconduct

Opposition: 8 Russ Anderson, at Pittsburgh, Jan. 19, 1980, 2nd period, 3 minors, 2 majors, 3 game misconducts

## PENALTY MINUTES

### MOST PENALTY MINUTES:

1747 Kelly Buchberger, in 795 games, 1987-88 through 1998-99

### MOST PENALTY MINUTES INCLUDING PLAYOFFS:

1863 Kelly Buchberger, 1747 regular season & 116 playoff penalty minutes

### MOST PENALTY MINUTES, ONE SEASON:

286 Steve Smith, 1987-88

### MOST PENALTY MINUTES, ONE SEASON DEFENCEMAN:

286 Steve Smith, 1987-88

### MOST PENALTY MINUTES, ONE SEASON, CENTRE:

281 Kevin McClelland, 1987-88

### MOST PENALTY MINUTES, ONE SEASON, RIGHT WING:

265 Marty McSorley, 1985-86

### MOST PENALTY MINUTES, ONE SEASON, LEFT WING:

234 Kelly Buchberger, 1988-89

### MOST PENALTY MINUTES, ONE SEASON GOALTENDER:

20 Curtis Joseph, 1996-97

### MOST PENALTY MINUTES, ONE SEASON, ROOKIE:

234 Kelly Buchberger, 1988-89

### MOST PENALTY MINUTES, ONE GAME:

Edmonton: 42 Dave Semenko, vs. Vancouver, Mar. 13, 1982, 1 minor, 2 majors, 1 match penalty, 2 10-minute misconducts

Opposition: 51 Russ Anderson, at Pittsburgh, Jan. 19, 1980, 3 minors, 3 majors, 3 game misconducts

### MOST PENALTY MINUTES, ONE PERIOD:

Edmonton: 41 Lee Fogolin, at Detroit, Mar. 28, 1981, 3rd period, 3 minors, 1 major, 1 10-minute misconduct, 1 game misconduct, 1 gross misconduct

Opposition: 46 Russ Anderson, at Pittsburgh, Jan. 19, 1980, 2nd period, 3 minors, 3 majors, 3 game misconducts

## MULTIPLE GOAL AND POINT SEASONS

### MOST 20-OR-MORE GOAL SEASONS:

10 Jari Kurri, Glenn Anderson, Mark Messier

### MOST CONSECUTIVE 20-OR-MORE GOAL SEASONS:

10 Jari Kurri, 1980-81 through 1989-90; Mark Messier, 1980-81 through 1989-90

### MOST 30-OR-MORE GOAL SEASONS:

10 Jari Kurri

### MOST CONSECUTIVE 30-OR-MORE GOAL SEASONS:

10 Jari Kurri, 1980-81 through 1989-90

### MOST 40-OR-MORE GOAL SEASONS:

9 Wayne Gretzky

### MOST CONSECUTIVE 40-OR-MORE GOAL SEASONS:

9 Wayne Gretzky, 1979-80 through 1987-88

### MOST 50-OR-MORE GOAL SEASONS:

8 Wayne Gretzky, 1979-80 through 1986-87

### MOST CONSECUTIVE 50-OR-MORE GOAL SEASONS:

8 Wayne Gretzky, 1979-80 through 1986-87

### MOST 100-OR-MORE POINT SEASONS:

9 Wayne Gretzky, 1979-80 through 1987-88

### MOST CONSECUTIVE 100-OR-MORE POINT SEASONS:

9 Wayne Gretzky, 1979-80 through 1987-88

## SHUTOUTS, POWERPLAY AND SHORTHANDED GOALS, SHOTS ON GOAL

### MOST SHUTOUTS BY A GOALTENDER, CAREER:

23 Tommy Salo in 334 games over six seasons, 1998-99 through 2003-04

### MOST SHUTOUTS, ONE SEASON, GOALTENDER:

- 8 – Curtis Joseph, 1997-98
- Tommy Salo, 2000-01

### MOST POWERPLAY GOALS, ONE SEASON:

- 20 – Wayne Gretzky, 1983-84
- Ryan Smyth, 1996-97

### MOST POWERPLAY GOALS, ONE GAME

Edmonton: 3 – Glenn Anderson, vs. Chicago, Mar. 20, 1985. Edmonton won 6-4.

- Glenn Anderson, vs. Toronto, Nov. 19, 1988.

Edmonton won 9-1

- Taylor Hall, vs. Atlanta, Feb. 19, 2011. Edmonton won 5-3

**MOST SHORTHANDED GOALS, ONE SEASON:**

12 Wayne Gretzky, 1983-84

**MOST SHORTHANDED GOALS, ONE GAME:**

Edmonton: 2 Accomplished 13 times in Oilers history.

- Most recent: Ethan Moreau, Edmonton at Philadelphia, Dec. 8, 2005. Edmonton won 3-2
- Wayne Gretzky (3X), Pat Hughes, Mark Messier (3X), Jari Kurri, Paul Coffey, Craig MacTavish, Esa Tikkanen, Ethan Moreau

- Opposition: 2 – Darryl Sutter (CHI), at Chicago, Oct. 18, 1981. Chicago won 7-5
- Dave Christian (WAS), at Washington, Nov. 12, 1985. Washington won 5-2
  - Russ Courtnall (VAN) at Vancouver, Apr. 22, 1995. Vancouver won 6-1
  - Tobias Rieder (ARI) at Edmonton, Dec. 1, 2014. Arizona won 5-2

**MOST SHORTHANDED GOALS, ONE PERIOD:**

- Edmonton: 2 – Wayne Gretzky, Edmonton at Calgary, Mar. 25, 1982, 2nd period. Edmonton won 7-2
- Pat Hughes, Edmonton at St. Louis, Jan. 11, 1983, 2nd period. Edmonton won 7-5
  - Paul Coffey, Edmonton vs. Quebec, Feb. 14, 1986, 3rd period. Edmonton won 8-2
  - Mark Messier, Edmonton at Detroit, Mar. 25, 1986, 2nd period. Edmonton won 7-2
  - Esa Tikkanen, Edmonton at Toronto, Nov. 12, 1988, 1st period. Edmonton won 6-2.

- Opposition: 2 Dave Christian (WAS), at Washington, Nov. 12, 1985, 3rd period. Washington won 5-2

**MOST SHOTS ON GOAL, ONE SEASON:**

370 Wayne Gretzky, 1981-82

**SHOOTOUTS SKATERS****MOST SHOOTOUTS, CAREER**

58 Ales Hemsky

**MOST SHOOTOUT GOALS, CAREER**

- 20 – Alex Hemsky
- Jordan Eberle

**MOST DECIDING GOALS, CAREER**

9 Sam Gagner

**HIGHEST SCORING PERCENTAGE, CAREER***(Minimum five attempts)*

- 60.0 Ryan Potulny (3-5)
- 50.0 – Connor McDavid (8-16)
  - Shawn Horcoff (10-20)

**MOST SHOOTOUTS, ONE SEASON**

17 Sam Gagner, 2007-08 (5-17)

**MOST GOALS, ONE SEASON**

- 6 – Sam Gagner, 2011-12 (6-9)
- Ales Hemsky, 2007-08 (6-16)

**MOST DECIDING GOALS, ONE SEASON**

- 4 – Sam Gagner, 2007-08
- Ales Hemsky, 2007-08

**HIGHEST SCORING PERCENTAGE, ONE SEASON***(Minimum three attempts)*

- 71.4 – Shawn Horcoff, 2007-08 (5-7)
- Jordan Eberle, 2013-14 (5-7)

**GOALTENDERS****MOST SHOOTOUTS, CAREER**

26 Dwayne Roloson

**MOST SHOOTOUT WINS, CAREER**

13 Dwayne Roloson

**MOST SHOOTOUT LOSSES, CAREER**

13 Dwayne Roloson

**HIGHEST WINNING PERCENTAGE IN SHOOTOUTS, CAREER***(minimum three shootouts)*

1.000 Mathieu Garon (11-0)

**MOST SHOOTOUT ATTEMPTS FACED, CAREER**

94 Dwayne Roloson

**MOST SHOOTOUT SAVES, CAREER**

66 Dwayne Roloson

**MOST SHOOTOUT GOALS ALLOWED, CAREER**

28 Dwayne Roloson

**HIGHEST SAVE PERCENTAGE IN SHOOTOUTS, CAREER***(min. five shots faced)*

- 1.000 Anders Nilsson (5-5)
- .914 Mathieu Garon (32-35)

**MOST SHOOTOUTS, ONE SEASON**

10 Mathieu Garon, 2007-08

**MOST SHOOTOUT WINS, ONE SEASON**

10 Mathieu Garon, 2007-08

**MOST SHOOTOUT LOSSES, ONE SEASON**

6 Devan Dubnyk, 2010-11

**HIGHEST WINNING PERCENTAGE IN SHOOTOUTS, ONE SEASON**

- 1.000 Mathieu Garon, 2007-08 (10-0)
- .714 Devan Dubnyk, 2011-12 (5-2)
  - .714 Mike Morrison, 2005-06 (5-2)

**MOST SHOOTOUT ATTEMPTS FACED, ONE SEASON**

38 Ben Scrivens, 2014-15

**MOST SHOOTOUT SAVES, ONE SEASON**

30 Mathieu Garon, 2007-08

**MOST SHOOTOUT GOALS ALLOWED, ONE SEASON**

12 Nikolai Khabibulin, 2011-12

**HIGHEST SHOOTOUT SAVE PERCENTAGE, ONE SEASON**

1.000 Anders Nilsson, 2015-16 (5-5)

1.000 Jeff Deslauriers, 2008-09 (3-3)

.938 Mathieu Garon, 2007-08 (30-32)

**REAL TIME SCORING STATISTICS***(Since 1997-98)***HIGHEST TIME-ON ICE AVERAGE, ONE SEASON:**

27:59 Chris Pronger, 2005-06

**HIGHEST TIME-ON ICE AVERAGE, FORWARD ONE SEASON:**

22:50 Connor McDavid, 2018-19

22:35 Leon Draisaitl, 2018-19

22:08 Doug Weight, 2000-01

**MOST TIME-ON ICE, ONE SEASON:**

2,239:12 Chris Pronger, 2005-06

**MOST TIME-ON ICE BY A FORWARD, ONE SEASON:**

1,852:27 Leon Draisaitl, 2018-19

1,815:06 Doug Weight, 2018-19

**MOST MINUTES PLAYED BY A GOALTENDER, ONE SEASON:**

4,364:04 Tommy Salo, 2000-01

**MOST HITS, ONE SEASON:**

260 Jason Smith, 1999-00

**MOST BLOCKED SHOTS, ONE SEASON:**

228 Jason Smith, 2006-07

**MOST TAKEAWAYS, ONE SEASON:**

111 Connor McDavid, 2017-18

**HIGHEST FACEOFF WINNING PERCENTAGE, ONE SEASON:**

58.01 Todd Marchant, 2002-03 (Won 775 of 1336 faceoffs.)

**MOST FACEOFFS, ONE SEASON:**

1756 Shawn Horcoff, 2008-09

**MOST FACEOFFS WON, ONE SEASON:**

947 Shawn Horcoff, 2008-09

**MOST TIME-ON ICE, ONE GAME:**

33:55 Joni Pitkainen, Jan. 24, 2008 at Florida. Edmonton won 4-3 (SO)

**MOST TIME-ON ICE, ONE GAME (NO OVERTIME)**

33:47 Janne Niinimaa, Apr. 7, 2001 at Vancouver. Edmonton won 4-2

**MOST HITS ONE GAME:**

13 — Dan McGillis, Nov. 1, 1997 vs. Boston. Boston won 3-1

— Adam Larsson, Nov. 13, 2017 vs. New Jersey. Edmonton won 6-3

**MOST BLOCKED SHOTS, ONE GAME:**

11 Jason Smith, Nov. 28, 2006 vs. Anaheim. Edmonton lost 3-2 OT.

**MOST TAKEAWAYS, ONE GAME:**

7 — Shawn Horcoff, Nov. 7, 2006 at Montreal. Edmonton lost 3-2 SO.

— Connor McDavid, Jan. 25, 2018 vs. Calgary. Edmonton won 4-3 SO.

**HIGHEST FACEOFF WINNING PERCENTAGE, ONE GAME***(min. 10 faceoffs taken):*

95.5 Jarret Stoll, Feb. 4, 2006 vs. Vancouver. Edmonton won 3-1. (Won 21 of 22 faceoffs.)

**MOST FACEOFFS, ONE GAME:**

54 Doug Weight, Nov. 5, vs. NY Islanders. (Won 32 of 54 faceoffs)

**MOST FACEOFFS WON, ONE GAME:**

32 Doug Weight, Nov. 5, vs. NY Islanders. (Won 32 of 54 faceoffs)

**STREAKS****LONGEST UNDEFEATED STREAK BY A GOALTENDER:**

23 games Grant Fuhr, Oct. 21, 1981 through Jan. 13, 1982, 15 wins, 8 ties

**LONGEST CONSECUTIVE GOAL-SCORING STREAK:**

12 games Dave Lumley, Nov. 21, 1981 through Dec. 16, 1981, 15 goals

**LONGEST CONSECUTIVE ASSIST-SCORING STREAK:**17 games — Wayne Gretzky, Nov. 26, 1983 through Jan. 4, 1984, 38 assists during streak  
— Paul Coffey, Nov. 27, 1985 through Jan. 2, 1986, 27 assists during streak**LONGEST CONSECUTIVE POINT-SCORING STREAK:**

51 games Wayne Gretzky, Oct. 5, 1983 through Jan. 27, 1984, 61 goals, 92 assists, 153 points during streak (NHL record)

**LONGEST SHUTOUT SEQUENCE BY A GOALTENDER:**

192:53 Tommy Salo shutout Minnesota for final 29:58 on Mar. 2, 2001, shut out Toronto for 60:00 on Mar. 7, 2001, Buffalo for 60:00 on Mar. 9, 2001 and Carolina for initial 42:55 on Mar. 11, 2001.

**FASTEST GOALS****FASTEST OPENING GOAL:**

Edmonton: 0:08 Wayne Gretzky, at NY Rangers, Dec. 14, 1983, Edmonton won 9-4

Opposition: 0:08 Tim Kerr (PHI), at Philadelphia, Mar. 7, 1989, Edmonton tied Philadelphia 4-4 (OT)



#### **FASTEST GOAL FROM THE START OF A PERIOD:**

Edmonton: 0:06 Glenn Anderson, vs. Los Angeles, Mar. 17, 1984, 3rd period, Edmonton won 9-1

Opposition: 0:07 Kyle Palmieri (ANA), at Edmonton, Dec. 12, 2014, 2nd period. Anaheim won 4-2

#### **FASTEST TWO GOALS, ONE PLAYER:**

Edmonton: 0:08 Taylor Hall, at NY Islanders, Oct. 17, 2013, 1st period. NY Islanders won 3-2

Opposition: 0:04 Deron Quint (WPG), at Winnipeg, Dec. 15, 1995.  
Goals: 2nd period - 7:51, 7:55. Winnipeg won 9-4 (Ties NHL Record)

#### **FASTEST TWO SHORTHANDED GOALS, ONE PLAYER:**

Edmonton: 0:12 Esa Tikkanen, at Toronto, Nov. 12, 1988. Goals: 1st period - 10:44, 10:56. Edmonton won 6-2 (NHL record)

Opposition: 0:58 Tobias Rieder (ARI), at Edmonton, Dec. 1, 2014.  
Goals: 2nd period - 0:36, 1:34. Phoenix/ Arizona won 5-2.

#### **FASTEST THREE GOALS, ONE PLAYER:**

Edmonton: 2:01 Ryan Smyth vs. San Jose, Oct. 12, 2006. Goals: 3rd period, 4:05, 4:19, 6:06. Edmonton won 9-2.

Opposition: 5:42 Paul Reinhart (CGY), at Calgary, Nov. 24, 1986.  
Goals 1st period, 6:01, 11:02, 11:43, Calgary won 6-5

#### **FASTEST FOUR GOALS, ONE PLAYER:**

Edmonton: 7:58 Wayne Gretzky vs. St. Louis, Feb. 18, 1981. Goals: 3rd period - 5:49, 5:58, 8:07, 13:47, Edmonton won 9-2

Opposition: 36:08 Mike Bossy (NYI), at Long Island, March 3, 1981.  
Goals: 1st period - 12:26, 2nd period - 13:35, 15:37, 3rd period - 8:34, Teams tied 8-8

#### **FASTEST FIVE GOALS, ONE PLAYER:**

Edmonton: 29:03 Wayne Gretzky, vs. St. Louis, Feb. 18, 1981. Goals: 2nd period 4:44, 3rd period - 5:49, 5:58, 8:07, 13:47, Edmonton won 9-2

Opposition: Not applicable – Has not occurred in Oilers history

#### **FASTEST ASSISTS**

##### **FASTEST THREE ASSISTS:**

Edmonton: 1:17 Wayne Gretzky, vs. Winnipeg, Oct. 30, 1985. Goals: 2nd period - Glenn Anderson 14:23, Jari Kurri 15:13, Jari Kurri 15:40. Edmonton won 7-3

Opposition: 2:06 Gary Suter (CGY), at Calgary, Oct. 4, 1991. Goals: 2nd period - Al MacInnis 19:56, 3rd period - Theo Fleury 1:31, Stephane Matteau 2:02

##### **FASTEST FOUR ASSISTS:**

Edmonton: 4:38 Wayne Gretzky, at Winnipeg, Mar. 7, 1988. Goals: 2nd period Esa Tikkanen 9:38, Craig Simpson 10:38, Mark Messier 13:46, Craig Simpson 14:16. Edmonton won 6-0 (NHL Record)

Opposition: 6:42 Gary Suter (CGY), at Calgary, Apr. 4, 1986. Goals: 2nd period - Joe Mullen 4:54, Dan Quinn 8:39, Paul Reinhart 10:52, Joel Otto 11:36. Calgary won 9-3.

##### **FASTEST FIVE ASSISTS:**

Edmonton: 14:47 Wayne Gretzky, vs. Winnipeg, Mar. 7, 1988. Goals: 2nd period - Esa Tikkanen, 9:38, Craig Simpson 10:38, Mark Messier 13:46, Craig Simpson 14:16, Jari Kurri 4:25. Edmonton won 6-0

Opposition: 17:55 Gary Suter (CGY) at Calgary, Feb. 25, 1990. Goals: 2nd period - Paul Ranheim 10:41, Joe Mullen 14:34, Joe Nieuwendyk 16:30, 3rd period - Gary Roberts 1:36, Sergei Makarov, 12:03. Calgary won 10-4



## OILER SEASON OPENERS - 1979-80 TO 2018-19

OVERALL: 21-14-4 HOME: 17-8-3 AWAY: 4-6-1

SEASON	DATE	VENUE	RESULT			
1979-80	10/10/79	AWAY	Edmonton	2	Chicago	4 L
1980-81	10/10/80	HOME	Edmonton	4	Quebec	7 L
1981-82	10/7/81	HOME	Edmonton	7	Colorado (New Jersey)	4 W
1982-83	10/5/82	HOME	Edmonton	7	Calgary	5 W
1983-84	10/5/83	HOME	Edmonton	5	Toronto	4 W
1984-85	10/11/84	AWAY	Edmonton	2	Los Angeles	2 T (OT)
1985-86	10/10/85	HOME	Edmonton	4	Winnipeg (Arizona)	3 W
1986-87	10/9/86	AWAY	Edmonton	1	Philadelphia	2 L
1987-88	10/9/87	HOME	Edmonton	1	Detroit	4 L
1988-89	10/7/88	HOME	Edmonton	5	NY Islanders	1 W
1989-90	10/5/89	AWAY	Edmonton	4	Vancouver	1 W
1990-91	10/6/90	HOME	Edmonton	3	Winnipeg (Arizona)	3 T (OT)
1991-92	10/4/91	AWAY	Edmonton	2	Calgary	9 L
1992-93	10/6/92	HOME	Edmonton	4	Vancouver	5 L
1993-94	10/6/93	HOME	Edmonton	3	San Jose	2 W
1994-95	1/20/95	HOME	Edmonton	2	Anaheim	1 W
1995-96	10/8/95	HOME	Edmonton	1	Detroit	3 L
1996-97	10/4/96	HOME	Edmonton	4	Buffalo	3 W
1997-98	10/1/97	AWAY	Edmonton	5	San Jose	3 W
1998-99	10/10/98	HOME	Edmonton	1	Los Angeles	2 L
1999-00	10/1/99	HOME	Edmonton	1	NY Rangers	1 T (OT)
2000-01	10/6/00	HOME	Edmonton	2	Detroit	1 W
2001-02	10/3/01	AWAY	Edmonton	0	Calgary	1 L
2002-03	10/10/02	HOME	Edmonton	2	Philadelphia	2 T (OT)
2003-04	10/9/03	HOME	Edmonton	5	San Jose	2 W
2005-06	10/5/05	HOME	Edmonton	4	Colorado	3 W
2006-07	10/5/06	HOME	Edmonton	3	Calgary	1 W
2007-08	10/4/07	HOME	Edmonton	3	San Jose	2 W (SO)
2008-09	10/12/08	HOME	Edmonton	3	Colorado	2 W
2009-10	10/3/09	HOME	Edmonton	3	Calgary	4 L
2010-11	10/7/10	HOME	Edmonton	4	Calgary	0 W
2011-12	10/9/11	HOME	Edmonton	2	Pittsburgh	1 W (SO)
2012-13	1/20/13	AWAY	Edmonton	3	Vancouver	2 W (SO)
2013-14	10/1/13	HOME	Edmonton	4	Winnipeg	5 L
2014-15	10/9/14	HOME	Edmonton	2	Calgary	5 L
2015-16	10/8/15	AWAY	Edmonton	1	St. Louis	3 L
2016-17	10/12/16	HOME	Edmonton	7	Calgary	4 W
2017-18	10/4/17	HOME	Edmonton	3	Calgary	0 W
2018-19	10/6/18	AWAY*	Edmonton	2	New Jersey	5 L

\* Away game played in Gothenburg, Sweden





## OILERS HOME OPENERS – 1979-80 TO 2017-18 (21-12-5-0)

DATE	RESULT	W	L	T	OTL
October 13, 1979	Detroit 3 at Edmonton 3	0	0	1	0
October 10, 1980	Quebec 7 at Edmonton 4	0	1	1	0
October 7, 1981	Colorado 4 at Edmonton 7	1	1	1	0
October 5, 1982	Calgary 5 at Edmonton 7	2	1	1	0
October 5, 1983	Toronto 4 at Edmonton 5	3	1	1	0
October 12, 1984	St. Louis 1 at Edmonton 5	4	1	1	0
October 10, 1985	Winnipeg 3 at Edmonton 4	5	1	1	0
October 15, 1986	Quebec 2 at Edmonton 5	6	1	1	0
October 9, 1987	Detroit 4 at Edmonton 1	6	2	1	0
October 7, 1988	Islanders 1 at Edmonton 5	7	2	1	0
October 11, 1989	Vancouver 5 at Edmonton 2	7	3	1	0
October 6, 1990	Winnipeg 3 at Edmonton 3 (OT)	7	3	2	0
October 6, 1991	Los Angeles 2 at Edmonton 2 (OT)	7	3	3	0
October 6, 1992	Vancouver 5 at Edmonton 4	7	4	3	0
October 6, 1993	San Jose 2 at Edmonton 3	8	4	3	0
January 20, 1995	Anaheim 1 at Edmonton 2	9	4	3	0
October 8, 1995	Detroit 3 at Edmonton 1	9	5	3	0
October 4, 1996	Buffalo 3 at Edmonton 4	10	5	3	0
October 3, 1997	Detroit 8 at Edmonton 2	10	6	3	0
October 10, 1998	Los Angeles 2 at Edmonton 1	10	7	3	0
October 1, 1999	NY Rangers 1 at Edmonton 1 (OT)	10	7	4	0
October 6, 2000	Detroit 1 at Edmonton 2	11	7	4	0
October 6, 2001	Phoenix 2 at Edmonton 6	12	7	4	0
October 10, 2002	Philadelphia 2 at Edmonton 2 (OT)	12	7	5	0
October 9, 2003	San Jose 2 at Edmonton 5	13	7	5	0
October 5, 2005	Colorado 3 at Edmonton 4	14	7	5	0
October 5, 2006	Calgary 1 at Edmonton 3	15	7	5	0
October 4, 2007	San Jose 2 at Edmonton 3 (SO)	16	7	5	0
October 12, 2008	Colorado 2 at Edmonton 3	17	7	5	0
October 3, 2009	Calgary 4 at Edmonton 3	17	8	5	0
October 7, 2010	Calgary 0 at Edmonton 4	18	8	5	0
October 9, 2011	Pittsburgh 1 at Edmonton 2 (SO)	19	8	5	0
January 22, 2013	San Jose 6 at Edmonton 3	19	9	5	0
October 1, 2013	Winnipeg 5 at Edmonton 4	19	10	5	0
October 9, 2014	Calgary 5 at Edmonton 2	19	11	5	0
October 15, 2015	St. Louis 4 at Edmonton 2	19	12	5	0
October 12, 2016	Calgary 4 at Edmonton 7	20	12	5	0
October 4, 2017	Calgary 0 at Edmonton 3	21	12	5	0
October 18, 2018	Boston 2 at Edmonton 3 (OT)	21	13	5	0

## EDMONTON OILERS JERSEY RETIREMENT GAMES – 1979-80 TO 2018-19

PLAYER	NO	DATE	OPPONENT	RESULT
Al Hamilton	3	October 10, 1980	Quebec Nordiques	4-7 L
Wayne Gretzky	99	October 1, 1999	New York Rangers	1-1 T (OT)
Jari Kurri	17	October 6, 2001	Phoenix Coyotes	6-2 W
Grant Fuhr	31	October 9, 2003	San Jose Sharks	5-2 W
Paul Coffey	7	October 18, 2005	Phoenix Coyotes	3-4 OTL
Mark Messier	11	February 27, 2007	Phoenix Coyotes	L 0-3
Glenn Anderson	9	January 18, 2009	Phoenix Coyotes	W 6-3
Glen Sather	NA	December 11, 2015	New York Rangers	W 7-5



## EDMONTON OILERS RECORD IN AFTERNOON GAMES - 1979-80 TO 2018-19

**NOTE** - Afternoon/matinee games start prior to 6 p.m. local; Official start times are confirmed by the NHL starting in 1992-93

SEASON	HOME				ROAD				GP	OVERALL				PCT.
	W	L	T	OTL	W	L	T	OTL		W	L	T	OTL	
1979-80	0	1	0	-	0	0	1	-	2	0	1	1	-	0.250
1980-81	0	1	0	-	3	1	0	-	5	3	2	0	-	0.600
1981-82	NO AFTERNOON GAMES													
1982-83	0	1	0	-	0	0	0	-	1	0	1	0	-	0.000
1983-84	1	0	0	-	0	3	0	-	4	1	3	0	-	0.250
1984-85	0	0	0	-	1	0	0	-	1	1	0	0	-	1.000
1985-86	0	0	0	-	1	0	0	-	1	1	0	0	-	1.000
1986-87	0	0	0	-	1	1	0	-	2	1	1	0	-	0.500
1987-88	0	0	0	-	1	1	0	-	2	1	1	0	-	0.500
1988-89	0	1	0	-	0	2	1	-	4	0	3	1	-	0.125
1989-90	0	0	0	-	2	2	0	-	4	2	2	0	-	0.500
1990-91	0	0	0	-	2	1	0	-	3	2	1	0	-	0.667
1991-92	2	0	0	-	2	3	0	-	7	4	3	0	-	0.571
1992-93	0	3	0	-	1	3	0	-	7	1	6	0	-	0.143
1993-94	1	1	1	-	1	3	0	-	7	2	4	1	-	0.357
1994-95	2	0	0	-	0	2	0	-	4	2	2	0	-	0.500
1995-96	0	2	1	-	0	2	0	-	5	0	4	1	-	0.100
1996-97	0	1	0	-	2	5	0	-	8	2	6	0	-	0.250
1997-98	1	1	0	-	1	1	1	-	5	2	2	1	-	0.500
1998-99	1	0	1	-	0	3	0	-	5	1	3	1	-	0.300
1999-00	0	0	0	0	1	3	1	0	5	1	3	1	0	0.300
2000-01	1	0	0	0	3	1	1	0	5	3	1	1	0	0.700
2001-02	1	0	0	0	3	2	2	0	8	4	2	2	0	0.625
2002-03	0	0	0	0	1	2	1	0	4	1	2	1	0	0.375
2003-04	0	1	0	0	3	0	1	1	6	3	1	1	1	0.667
2004-05	SEASON CANCELLED - NHL LOCKOUT													
2005-06	1	1	0	1	0	0	0	0	3	1	1	0	1	0.500
2006-07	0	0	0	0	1	4	0	0	5	1	4	0	0	0.200
2007-08	1	0	0	0	5	1	0	0	7	6	1	0	0	0.857
2008-09	0	1	0	0	4	3	0	1	9	4	4	0	1	0.500
2009-10	0	1	0	0	2	5	0	0	8	2	6	0	0	0.250
2010-11	1	1	0	0	1	3	0	1	7	2	4	0	1	0.357
2011-12	0	1	0	0	4	3	0	1	9	4	4	0	1	0.500
2012-13	1	0	0	0	0	3	0	0	4	1	3	0	0	0.250
2013-14	0	0	0	0	3	4	0	1	8	3	4	0	1	0.438
2014-15	0	2	0	1	0	2	0	0	5	0	4	0	1	0.100
2015-16	2	0	0	0	0	2	0	0	4	2	2	0	0	0.500
2016-17	0	3	0	0	3	1	0	0	7	3	4	0	0	0.429
2017-18	1	2	0	0	5	7	0	0	15	6	9	0	0	0.400
2018-19	0	3	0	1	5	0	0	3	12	5	3	0	4	0.583
<b>TOTALS</b>	<b>17</b>	<b>28</b>	<b>3</b>	<b>3</b>	<b>62</b>	<b>79</b>	<b>9</b>	<b>8</b>	<b>208</b>	<b>78</b>	<b>107</b>	<b>12</b>	<b>11</b>	<b>0.430</b>



Scotiabank

JACK LINK'S

SPORTSMAN



**EDMONTON OILERS  
AWARDS AND DISTINCTIONS**





## EDMONTON OILERS ALL-STAR SELECTIONS

<b>1980</b> <b>SECOND TEAM</b>	Wayne Gretzky, Centre	<b>1987</b> <b>FIRST TEAM</b>	Wayne Gretzky, Centre Jari Kurri, Right Wing
<b>1981</b> <b>FIRST TEAM</b>	Wayne Gretzky, Centre	<b>1988</b> <b>FIRST TEAM</b>	Grant Fuhr, Goal
<b>1982</b> <b>FIRST TEAM</b>	Wayne Gretzky, Centre Mark Messier, Left Wing	<b>SECOND TEAM</b>	Wayne Gretzky, Centre
<b>SECOND TEAM</b>	Grant Fuhr, Goal Paul Coffey, Defence	<b>1989</b> <b>SECOND TEAM</b>	Jari Kurri, Right Wing
<b>1983</b> <b>FIRST TEAM</b>	Wayne Gretzky, Centre Mark Messier, Left Wing Paul Coffey, Defence	<b>1990</b> <b>FIRST TEAM</b>	Mark Messier, Centre
<b>SECOND TEAM</b>		<b>2016</b> <b>ROOKIE TEAM</b>	Connor McDavid, Centre
<b>1984</b> <b>FIRST TEAM</b>	Wayne Gretzky, Centre	<b>2017</b> <b>FIRST TEAM</b>	Connor McDavid, Centre
<b>SECOND TEAM</b>	Mark Messier, Left Wing Jari Kurri, Right Wing Paul Coffey, Defence	<b>2018</b> <b>FIRST TEAM</b>	Connor McDavid, Centre
<b>1985</b> <b>FIRST TEAM</b>	Wayne Gretzky, Centre Jari Kurri, Right Wing Paul Coffey, Defence	<b>2019</b> <b>FIRST TEAM</b>	Connor McDavid, Centre
<b>1986</b> <b>FIRST TEAM</b>	Wayne Gretzky, Centre Paul Coffey, Defence		
<b>SECOND TEAM</b>	Jari Kurri, Right Wing		

## EDMONTON OILERS NHL AWARD WINNERS

**HART MEMORIAL TROPHY**  
*(Most Valuable Player)*  
8X - Wayne Gretzky 1980-87  
1X - Mark Messier 1989-90  
1X - Connor McDavid 2016-17

**JAMES NORRIS MEMORIAL TROPHY**  
*(Outstanding Defenceman)*  
2X - Paul Coffey 1984-86

**EMERY EDGE AWARD**  
*(Plus-Minus Leader)*  
1X - Charlie Huddy 1982-83  
3X - Wayne Gretzky 1983-85, 1986-87

**ART ROSS TROPHY**  
*(Leading Scorer)*  
7X - Wayne Gretzky 1981-87  
2X - Connor McDavid 2016-18

**LADY BYNG MEMORIAL TROPHY**  
*(Most Gentlemanly Player)*  
1X - Wayne Gretzky 1979-80  
1X - Jari Kurri 1984-85

**JACK ADAMS AWARD**  
*(Coach of the Year)*  
Glen Sather 1985-86  
1X - Glen Sather 1985-86

**TED LINDSAY/LESTER B. PEARSON AWARD**  
*(Outstanding Player as selected by the NHL Player's Association)*  
4X - Wayne Gretzky 1982-85, 1986-87  
2X - Connor McDavid 2016-18  
1X - Mark Messier 1989-90

**CONN SMYTHE TROPHY**  
*(Stanley Cup MVP)*  
1X - Mark Messier 1983-84  
2X - Wayne Gretzky 1984-85, 1987-88  
1X - Bill Ranford 1989-90

**VEZINA TROPHY**  
*(Outstanding Goaltender)*  
1X - Grant Fuhr 1987-88

**KING CLANCY MEMORIAL TROPHY**  
1X - Kevin Lowe 1989-90  
1X - Ethan Moreau 2008-09

**BUDWEISER/NHL MAN OF THE YEAR**  
1X - Kevin Lowe 1989-90





## EDMONTON OILERS IN THE NHL ALL-STAR GAME

**1979-80 (Detroit):** 2 - Wayne Gretzky (F), Blair MacDonald (F)

**1980-81 (Los Angeles):** 2 - Wayne Gretzky (F)

**1981-82 (Washington):** 4 - Paul Coffey (D), Grant Fuhr (G), Wayne Gretzky (F), Mark Messier (F)

**1982-83 (NY Islanders):** 4 - Paul Coffey (D), Wayne Gretzky (F), Jari Kurri (F), Mark Messier (F)

**1983-84 (New Jersey):** 8 - Glenn Anderson (F), Paul Coffey (D), Grant Fuhr (G), Wayne Gretzky (F), Jari Kurri (F)\*, Kevin Lowe (D), Mark Messier (F), Glen Sather (Coach)

**1984-85 (Calgary):** 9 - Glenn Anderson (F), Paul Coffey (D), Grant Fuhr (G), Wayne Gretzky (F), Mike Krushelnyski (F), Jari Kurri (F), Kevin Lowe (D), Andy Moog (G), Glen Sather (Coach)

**1986-87 (Rendez-Vous '87):** 7 - Glenn Anderson (F), Paul Coffey (D)\*, Grant Fuhr (G), Wayne Gretzky (F), Jari Kurri (F), Mark Messier (F), Esa Tikkanen (F)

**1985-86 (Hartford):** 10 - Glenn Anderson (F), Paul Coffey (D), Lee Fogolin (D), Grant Fuhr (G), Wayne Gretzky (F), Jari Kurri (F), Kevin Lowe (D), Mark Messier (F), Andy Moog (G), Glen Sather (Coach)

**1987-88 (St. Louis):** 7 - Glenn Anderson (F), Grant Fuhr (G), Wayne Gretzky (F), Jari Kurri (F), Kevin Lowe (D), Mark Messier (F), Glen Sather (Coach)

**1988-89 (Edmonton):** 6 - Jimmy Carson (C), Grant Fuhr (G), Jari Kurri (RW), Kevin Lowe (D), Mark Messier (C), Glen Sather (Coach)

**1989-90 (Pittsburgh):** 3 - Jari Kurri (RW), Kevin Lowe (D), Mark Messier (C)

**1990-91 (Chicago):** 4 - Mark Messier (C), Bill Ranford (G), Steve Smith (D), John Muckler (Coach)

**1991-92 (Philadelphia):** 1 - Vincent Damphousse (LW)

**1992-93 (Montreal):** 1 - Dave Manson (D)

**1993-94 (NY Rangers):** 1 - Shayne Corson (LW)

**1995-96 (Boston):** 1 - Doug Weight (C)

**1996-97 (San Jose):** 1 - Jason Arnott (C)

**1997-98 (Vancouver):** 1 - Doug Weight (C)

**1998-99 (Tampa Bay):** 1 - Roman Hamrlik (D)

**1999-00 (Toronto):** 1 - Tommy Salo (G)

**2000-01 (Colorado):** 2 - Janne Niinimaa (D), Doug Weight (C)

**2001-02 (Los Angeles):** 1 - Tommy Salo (G)

Note: Mike Comrie (C) selected to NHL YoungStars Game

**2002-03 (Florida):** 1 - Eric Brewer (D)

Note: Ales Hemsky (RW) selected to NHL YoungStars Game, but was replaced by Shawn Horcoff (C) due to injury.

**2003-04 (Minnesota):** None

Note: Alexei Semenov (D) and Raffi Torres (LW) selected to NHL YoungStars Game.

**2006-07 (Dallas):** 1 - Ryan Smyth (LW)

Note: Ladislav Smid (D) selected to NHL YoungStars Game.

**2007-08 (Atlanta):** 1 - Shawn Horcoff (C)

Note: Sam Gagner (C) selected to NHL YoungStars Game.

**2008-09 (Montreal):** 1 - Sheldon Souray (D)

Note: Andrew Cogliano (C) selected to NHL YoungStars Game.

**2010-11 (Carolina):** 1 - \*Ales Hemsky (RW)

Note: Taylor Hall (LW) and \*Jordan Eberle (RW) selected to Rookie Team

**2011-12 (Ottawa):** 1 - Jordan Eberle (RW)

Note: \*Ryan Nugent-Hopkins (C) selected to Rookie Team

**2015-16 (Nashville):** 1 - Taylor Hall (LW)

**2016-17 (Los Angeles):** 1 - Connor McDavid (C)

**2017-18 (Tampa):** 1 - Connor McDavid (C)

**2018-19 (San Jose):** 2 - Connor McDavid (C), Leon Draisaitl

\* Unable to play due to injury



## EDMONTON OILERS AWARD WINNERS – 1979-80 TO 2018-19

### ZANE FELDMAN TROPHY (MVP)

1979-80	Blair MacDonald
1980-81	Wayne Gretzky
1981-82	Wayne Gretzky
1982-83	Wayne Gretzky
1983-84	Wayne Gretzky
1984-85	Wayne Gretzky
1985-86	Wayne Gretzky
1986-87	Wayne Gretzky
1987-88	Wayne Gretzky
1988-89	Jari Kurri
1989-90	Mark Messier
1990-91	Bill Ranford
1991-92	Bill Ranford

1992-93	Bill Ranford
1993-94	Bill Ranford
1994-95	Jason Arnott
1995-96	Doug Weight
1996-97	Curtis Joseph
1997-98	Doug Weight
1998-99	Bill Guerin
1999-00	Tommy Salo
2000-01	Tommy Salo
2001-02	Tommy Salo
2002-03	Tommy Salo & Todd Marchant
2003-04	Ethan Moreau
2004-05	Not awarded – NHL Lockout
2005-06	Chris Pronger

2006-07	Dwayne Roloson
2007-08	Ales Hemsky
2008-09	Ales Hemsky
2009-10	Dustin Penner
2010-11	Taylor Hall
2011-12	Jordan Eberle
2012-13	Taylor Hall
2013-14	Taylor Hall
2014-15	Ryan Nugent-Hopkins
2015-16	Taylor Hall
2016-17	Connor McDavid
2017-18	Connor McDavid
2018-19	Connor McDavid

### TOP FIRST YEAR OILER

1979-80	Dave Lumley
1980-81	Glenn Anderson
1981-82	Grant Fuhr
1982-83	Randy Gregg
1983-84	Mark Messier*
1984-85	Mike Krushelnyski
1985-86	Craig MacTavish
1986-87	Craig Muni
1987-88	Craig Simpson
1988-89	Jimmy Carson
1989-90	Geoff Smith
1990-91	Anatoli Semenov
1991-92	Vincent Damphousse
1992-93	Shayne Corson

1993-94	Jason Arnott
1994-95	Todd Marchant
1995-96	Curtis Joseph
1996-97	Mike Grier
1997-98	Roman Hamrlik
1998-99	Tom Poti
1999-00	Jim Dowd
2000-01	Not awarded
2001-02	Not awarded
2002-03	Ales Hemsky
2003-04	Not awarded
2004-05	Not awarded – NHL Lockout
2005-06	Matt Greene
2006-07	Ladislav Smid
2007-08	Andrew Cogliano/Sam Gagner

2008-09	Lubomir Visnovsky
2009-10	Gilbert Brule
2010-11	Taylor Hall
2011-12	Ryan Nugent-Hopkins
2012-13	Justin Schultz/ Nail Yakupov
2013-14	David Perron
2014-15	Benoit Pouliot
2015-16	Connor McDavid
2016-17	Adam Larsson
2017-18	Ryan Strome
2018-19	Mikko Koskinen

\* Presented to the top playoff performer  
1983-84

### UNsung HERO

1987-88	Charlie Huddy
1988-89	Charlie Huddy
1989-90	Bill Ranford
1990-91	Petr Klima
1991-92	Joe Murphy
1992-93	Craig MacTavish
1993-94	Shayne Corson
1994-95	David Oliver
1995-96	Zdeno Ciger
1996-97	Doug Weight

1997-98	Dean McAmmond
1998-99	Mike Grier
1999-00	Ethan Moreau
2000-01	Not awarded
2001-02	Steve Staios
2002-03	Ethan Moreau
2003-04	Igor Ulanov
2004-05	Not awarded - NHL Lockout
2005-06	Fernando Pisani
2006-07	Marty Reasoner
2007-08	Steve Staios

2008-09	Jason Strudwick
2009-10	Jason Strudwick
2010-11	Ryan Jones
2011-12	Ladislav Smid
2012-13	Jeff Petry
2013-14	Matt Hendricks
2014-15	Matt Hendricks
2015-16	Matt Hendricks
2016-17	Zack Kassian
2017-18	Adam Larsson
2018-19	Alex Chiasson

### COMMUNITY SERVICE AWARD

1987-88	Mike Krushelnyski
1988-89	Kevin Lowe
1989-90	Craig Simpson
1990-91	Craig Simpson
1991-92	Kevin Lowe
1992-93	Craig Simpson
1993-94	Kelly Buchberger
1994-95	Bill Ranford
1995-96	Luke Richardson
1996-97	Jason Arnott

1997-98	Todd Marchant
1998-99	Pat Falloon
1999-00	Todd Marchant
2000-01	Not awarded
2001-02	Georges Laraque
2002-03	Georges Laraque
2003-04	Georges Laraque
2004-05	Not awarded – NHL Lockout
2005-06	Georges Laraque
2006-07	Jarret Stoll
2007-08	Ethan Moreau

2008-09	Ethan Moreau
2009-10	Jason Strudwick
2010-11	Jason Strudwick
2011-12	Shawn Horcoff
2012-13	Ryan Smyth
2013-14	Andrew Ference
2014-15	Andrew Ference
2015-16	Matt Hendricks
2016-17	Matt Hendricks
2017-18	Ryan Nugent-Hopkins
2018-19	Leon Draisaitl



### DEFENCEMAN OF THE YEAR

1979-80	Doug Hicks
1980-81	Lee Fogolin
1981-82	Kevin Lowe
1982-83	Charlie Huddy
1983-84	Paul Coffey
1984-85	Paul Coffey
1985-86	Paul Coffey
1986-87	Kevin Lowe
1987-88	Kevin Lowe
1988-89	Charlie Huddy
1989-90	Craig Muni
1990-91	Steve Smith
1991-92	Norm Maciver

1992-93	Luke Richardson
1993-94	Igor Kravchuk
1994-95	Luke Richardson
1995-96	Bryan Marchment
1996-97	Bryan Marchment
1997-98	Boris Mironov
1998-99	Roman Hamrlik
1999-00	Jason Smith
2000-01	Jason Smith
2001-02	Janne Niinimaa
2002-03	Steve Staios
2003-04	Jason Smith
2004-05	Not awarded – NHL Lockout
2005-06	Chris Pronger

2006-07	Jason Smith
2007-08	Tom Gilbert
2008-09	Sheldon Souray
2009-10	Tom Gilbert
2010-11	Ryan Whitney
2011-12	Ladislav Smid
2012-13	Ladislav Smid
2013-14	Justin Schultz
2014-15	Oscar Klefbom
2015-16	Brandon Davidson
2016-17	Oscar Klefbom
2017-18	Darnell Nurse
2018-19	Darnell Nurse

### TOP DEFENSIVE FORWARD

1987-88	Craig MacTavish
1988-89	Esa Tikkanen
1989-90	Craig MacTavish
1990-91	Craig MacTavish
1991-92	Craig MacTavish
1992-93	Kelly Buchberger
1993-94	Kelly Buchberger
1994-95	Kelly Buchberger
1995-96	Kelly Buchberger
1996-97	Kelly Buchberger

1997-98	Mats Lindgren
1998-99	Todd Marchant
1999-00	Mike Grier
2000-01	Todd Marchant
2001-02	Todd Marchant
2002-03	Todd Marchant
2003-04	Shawn Horcoff
2004-05	Not awarded – NHL Lockout
2005-06	Ethan Moreau
2006-07	Fernando Pisani
2007-08	Fernando Pisani

2008-09	Shawn Horcoff
2009-10	Dustin Penner
2010-11	Shawn Horcoff
2011-12	Shawn Horcoff
2012-13	Ryan Nugent-Hopkins
2013-14	Boyd Gordon
2014-15	Boyd Gordon
2015-16	Mark Letestu
2016-17	Ryan Nugent-Hopkins
2017-18	Ryan Nugent-Hopkins
2018-19	Ryan Nugent-Hopkins

### MOST POPULAR PLAYER

1987-88	Wayne Gretzky
1988-89	Mark Messier
1989-90	Mark Messier
1990-91	Mark Messier
1991-92	Kelly Buchberger
1992-93	Kelly Buchberger
1993-94	Shayne Corson
1994-95	Kirk Maltby
1995-96	Doug Weight
1996-97	Curtis Joseph

1997-98	Curtis Joseph
1998-99	Doug Weight
1999-00	Georges Laraque
2000-01	Doug Weight
2001-02	Mike Comrie
2002-03	Ryan Smyth
2003-04	Ryan Smyth
2004-05	Not awarded - NHL Lockout
2005-06	Ryan Smyth
2006-07	Dwayne Roloson
2007-08	Ales Hemsky

2008-09	Ales Hemsky
2009-10	Ales Hemsky
2010-11	Ryan Jones
2011-12	Jordan Eberle
2012-13	Taylor Hall
2013-14	Ryan Smyth
2014-15	Ryan Nugent-Hopkins
2015-16	Connor McDavid
2016-17	Connor McDavid
2017-18	Connor McDavid
2018-19	Connor McDavid

### OILERS ALUMNI INDUCTED INTO THE HOCKEY HALL OF FAME

Jacques Plante (WHA)	1978
Norm Ullman (WHA)	1982
Glen Sather	1997
Wayne Gretzky	1999
Jari Kurri	2001

Grant Fuhr	2003
Paul Coffey	2004
Mark Messier	2007
Glenn Anderson	2008
Adam Oates	2012

Pat Quinn	2014
Chris Pronger	2015
Clare Drake (WHA)	2017

### OILERS ALUMNI INDUCTED INTO THE IIHF HOCKEY HALL OF FAME

Wayne Gretzky	2000
Jari Kurri	2000
Kent Nilsson	2006

Pat Quinn	2016
Miroslav Satan	2019

### OILERS ALUMNI NAMED TO THE ORDER OF HOCKEY IN CANADA

Wayne Gretzky	2012
Mark Messier	2013
Clare Drake (WHA)	2014
Pat Quinn	2015

Bob Nicholson	2016
Ryan Smyth	2018
Ken Hitchcock	2019



### MOLSON CUP

One constant during the Oilers tenure in the NHL has been the Molson Cup. The Molson Cup has played an important role in the history of the Edmonton Oilers over the years since the team joined the NHL in 1979-80. It has been a part of some of the most outstanding achievements in NHL history, including five Stanley Cup championships and the Heritage Classic.

One of the most successful programs ever launched in connection with the National Hockey League, the Molson Cup has become synonymous with excellence, as it is awarded to the player who accumulates the most votes in the three-star voting process over the course of the NHL regular season schedule.

Six times throughout the NHL season, a member of the Edmonton Oilers is selected as the Molson Cup Player of the Month. The Molson Cup is based on the selection of the top three performers of each game as nominated by the Edmonton sports media. Players earn five points each time they are selected one of the game's three stars and the player accumulating the most points at the conclusion of the regular season has his name engraved on the beautiful Molson Cup.

### EDMONTON OILERS YEARLY MOLSON CUP WINNERS

#### 1979-80 to 2017-18

1979-80	Wayne Gretzky
1980-81	Wayne Gretzky
1981-82	Wayne Gretzky
1982-83	Wayne Gretzky
1983-84	Wayne Gretzky
1984-85	Wayne Gretzky
1985-86	Wayne Gretzky
1986-87	Wayne Gretzky
1987-88	Wayne Gretzky
1988-89	Grant Fuhr
1989-90	Mark Messier
1990-91	Bill Ranford
1991-92	Joe Murphy
1992-93	Bill Ranford
1993-94	Bill Ranford
1994-95	Bill Ranford
1995-96	Doug Weight
1996-97	Curtis Joseph
1997-98	Curtis Joseph
1998-99	Bill Guerin
1999-00	Tommy Salo
2000-01	Tommy Salo
2001-02	Tommy Salo
2002-03	Tommy Salo
2003-04	Ryan Smyth
2004-05	Not Awarded (NHL Lockout)
2005-06	Ryan Smyth
2006-07	Dwayne Roloson
2007-08	Mathieu Garon
2008-09	Dwayne Roloson
2009-10	Jeff Deslauriers
2010-11	Taylor Hall
2011-12	Taylor Hall
2012-13	Devan Dubnyk
2013-14	Taylor Hall
2014-15	Jordan Eberle
2015-16	Cam Talbot
2016-17	Connor McDavid
2017-18	Connor McDavid
2018-19	Connor McDavid



Molson Canadian is a proud sponsor of the Edmonton Oilers.



EDMONTON OILERS  
ALL-TIME ROSTER





## OILERS TEAM CAPTAINS – 1979-80 TO 2018-19

SEASON	CAPTAIN	ALTERNATE CAPTAINS
1979-80	Ron Chipperfield	-
1980-81	Blair MacDonald/ Lee Fogolin	-
1981-82	Lee Fogolin	-
1982-83	Lee Fogolin	-
1983-84	Wayne Gretzky	-
1984-85	Wayne Gretzky	-
1985-86	Wayne Gretzky	Lee Fogolin, Mark Messier
1986-87	Wayne Gretzky	Kevin Lowe, Mark Messier
1987-88	Wayne Gretzky	Kevin Lowe, Mark Messier
1988-89	Mark Messier	Glenn Anderson, Kevin Lowe
1989-90	Mark Messier	Jari Kurri, Kevin Lowe
1990-91	Mark Messier	Kevin Lowe, Craig MacTavish
1991-92	Kevin Lowe	Craig MacTavish, Esa Tikkanen
1992-93	Craig MacTavish	Shayne Corson, Dave Manson, Craig Simpson
1993-94	Craig MacTavish	Jason Arnott, Kelly Buchberger, Shayne Corson, Doug Weight
1994-95	Shayne Corson	Kelly Buchberger, Luke Richardson
1995-96	Kelly Buchberger	Jason Arnott, Luke Richardson, Doug Weight
1996-97	Kelly Buchberger	Luke Richardson, Doug Weight
1997-98	Kelly Buchberger	Boris Mironov, Doug Weight
1998-99	Kelly Buchberger	Bill Guerin, Doug Weight
1999-00	Doug Weight	Bill Guerin, Jason Smith
2000-01	Doug Weight	Mike Grier, Todd Marchant, Rem Murray, Jason Smith
2001-02	Jason Smith	Mike Grier, Todd Marchant, Janne Niinimaa, Ryan Smyth
2002-03	Jason Smith	Todd Marchant, Ryan Smyth
2003-04	Jason Smith	Ethan Moreau, Ryan Smyth
2004-05	No Season – NHL Lockout	
2005-06	Jason Smith	Ethan Moreau, Ryan Smyth
2006-07	Jason Smith	Shawn Horcoff, Ethan Moreau, Steve Staios
2007-08	Ethan Moreau	Ales Hemsky, Shawn Horcoff, Steve Staios, Jarrett Stoll
2008-09	Ethan Moreau	Ales Hemsky, Shawn Horcoff, Sheldon Souray, Steve Staios
2009-10	Ethan Moreau	Ales Hemsky, Shawn Horcoff, Sheldon Souray
2010-11	Shawn Horcoff	Ales Hemsky, Ryan Whitney
2011-12	Shawn Horcoff	Ales Hemsky, Ryan Whitney
2012-13	Shawn Horcoff	Jordan Eberle, Taylor Hall, Nick Schultz
2013-14	Andrew Ference	Jordan Eberle, Sam Gagner, Taylor Hall, Matt Hendricks, Ryan Smyth
2014-15	Andrew Ference	Jordan Eberle, Taylor Hall, Matt Hendricks, Ryan Nugent-Hopkins
2015-16	-	Jordan Eberle, Andrew Ference, Taylor Hall, Ryan Nugent-Hopkins
2016-17	Connor McDavid	Jordan Eberle, Milan Lucic, Ryan Nugent-Hopkins
2017-18	Connor McDavid	Adam Larsson, Milan Lucic, Ryan Nugent-Hopkins
2018-19	Connor McDavid	Adam Larsson, Milan Lucic, Ryan Nugent-Hopkins

List of alternate captains does not include players that were traded by the Oilers during the season, or players who only served as alternate captain on a temporary basis



## EDMONTON OILERS ALL-TIME NUMERICAL ROSTER – 1979-80 TO 2018-19

\* Players listed have played in at least one regular season or playoff game as an Oiler.

\* The most recent player to wear the number is listed in **BOLD**.

### #1

#### **LAURENT BROSSOIT**

Ty Conklin  
Wayne Cowley  
Don Cutts  
Grant Fuhr  
Joaquin Gage  
Peter Ing  
Jason LaBarbera  
Peter LoPresti  
Mike Minard  
Miike Morrison  
Kari Takko  
Ron Tugnutt

### #2

Bob Beers  
Eric Brewer  
Jim Ennis  
Lee Fogolin Jr.  
Matt Greene  
Brett Hauer  
Aaron Johnson  
Chris Joseph  
Boris Mironov  
Jeff Petry  
**ANDREJ SEKERA**  
Igor Ulanov  
Jim Vandermeer

### #3

**AL HAMILTON**  
(Number was retired on October 10, 1980)

### #4

Taylor Hall  
Kevin Lowe  
**KRIS RUSSELL**

### #5

Mark Fayne  
Mark Fraser  
**KEVIN GRAVEL**  
Brett Hauer  
Doug Hicks  
Jim Playfair  
Tom Poti  
Alexei Semenov  
Ladislav Smid  
Steve Smith  
Brad Werenka

### #6

Jeff Beukeboom  
Colin Campbell

Rick Chartraw

Dean Clark  
Bobby Dollas  
Brian Glynn  
Ian Herbers  
John Hughes  
Jesse Joensuu  
Garry Lariviere  
**ADAM LARSSON**  
Gord Mark  
Bryan Muir  
Jeff Norton  
Adam Pardy  
Dan Smith  
Jaroslav Spacek  
Ken Sutton  
Ryan Whitney

### #7

Jason Arnott  
Ron Chipperfield  
Daniel Cleary  
**PAUL COFFEY**  
Martin Gelinias  
Mark Lamb  
Fredrik Lindquist  
(Number was retired on October 18, 2005)

### #8

Dean Arsene  
Sean Brown  
Zdeno Ciger  
Doug Friedman  
Steve Graves  
Kari Jalonen  
Reg Kerr  
Stu Kulak  
John LeBlanc  
Dave Lumley  
Alexei Mikhnov  
John Miner  
Joe Murphy  
Frank Musil  
Michel Petit  
Ales Pisa  
**TY RATTIE**  
Griffin Reinhart  
Derek Roy  
Geoff Sanderson  
Gord Sherven  
Risto Siltanen  
Doug Smith  
Wayne Van Dorp  
Ray Whitney

### #9

#### **GLENN ANDERSON**

Shayne Corson  
Bill Guerin  
Jim Harrison  
Ralph Intranuovo  
Kari Makkonen  
Bernie Nichols  
Mike Watt  
(Number was retired on January 18, 2009)

### #10

Ron Areshenkoff  
Kevin Brown  
Ilya Byakin  
Mariusz Czerkawski  
Pat Falloon  
Matti Hagman  
Shawn Horcoff  
Steve Kelly  
Jaroslav Pouzar  
Ryan Smyth  
Esa Tikkanen  
**CHRIS WIDEMAN**  
Nail Yakupov

### #11

**MARK MESSIER**  
(Number was retired on February 27, 2007)

### #12

Micah Aivazoff  
Bobby Allen  
Jesse Belanger  
Mike Bishai  
Jimmy Carson  
**COLBY CAVE**  
Alex Giroux  
Adam Graves  
Josh Green  
Dave Hannan  
Roman Horak  
Joe Hulbig  
Dave Hunter  
Rob Klinkhammer  
Krys Kolanos  
David Maley  
Troy Mallette  
Robert Nilsson  
Michel Picard  
Steve Rice  
Mathieu Roy  
Sergei Samsonov  
Nathan Walker  
Tyler Wright

### #13

Cam Barker  
Mike Brown  
Michael Cammalleri  
Andrew Cogliano  
David Desharnais  
**JASON GARRISON**  
Todd Harvey  
Risto Jalo  
Ken Linseman  
Steve Pinizzotto  
German Titov

### #14

Laurie Boschman  
Ray Cote  
**JORDAN EBERLE**  
Mats Lindgren  
Blair MacDonald  
Craig MacTavish  
Kent Nilsson  
Domenic Pittis  
Walt Poddubny  
Jani Rita  
Bert Robertson  
Esa Tikkanen  
Raffi Torres

### #15

Drake Berehowsky  
Wayne Bianchin  
Curt Brackenbury  
Kyle Brodziak  
Jeff Brubaker  
Pat Conacher  
Geoff Courtnall  
Dan Currie  
Miroslav Frycer  
Steve Graves  
David Haas  
Greg Hawgood  
Joe Hulbig  
Brad Isbister  
Chad Kilger  
Dan LaCouture  
Joffrey Lupul  
Mike Moller  
Fredrik Olausson  
**ALEX PETROVIC**  
Tyler Pitlick  
Marty Reasoner  
Steve Rice  
David Roberts  
Nick Schultz  
Trevor Sim  
Tomas Srsen

Scott Thornton

Alex Tidey  
Kevin Todd

### #16

Kelly Buchberger  
Colin Fraser  
Darcy Hordichuk  
Pat Hughes  
**JUJAR KHAIRA**  
Rem Murray  
Dan Newman  
Selmar Odelein  
Ryan Potulny  
Teddy Purcell  
Bobby Schmautz  
Jarret Stoll  
Mike York

### #17

**REM MURRAY**  
Scott Thornton  
Jari Kurri  
Cam Connor  
(Number was retired on October 6, 2001)

### #18

Ken Berry  
Brett Callighen  
Scott Fraser  
Danny Gare  
Mark Lamb  
Kirk Maltby  
Terry Martin  
Dan McGillis  
Barrie Moore  
Ethan Moreau  
Mark Napier  
Miroslav Satan  
Craig Simpson  
**RYAN STROME**

### #19

Don Ashby  
Brian Benning  
Ken Berry  
Sven Butenschoon  
Boyd Devereaux  
Bill Flett  
Danny Gare  
Chris Hajt  
**MIKKO KOSKINEN**  
Norm Lacombe  
Willy Lindstrom  
Kent Manderville



Patrick Maroon  
 Patrick O'Sullivan  
 Marty Reasoner  
 Bryan Rodney  
 Mike Rogers  
 Justin Schultz  
 Anatoli Semenov  
 Tyler Wright

**#20**

Keith Acton  
 Eric Belanger  
 Josef Beranek  
 Marc-Andre Bergeron  
 Billy Carroll  
 Jason Chimera  
 Jeff Chychrun  
 Jozef Cierny  
 Radek Dvorak  
 Steve Dykstra

**LUKE GAZDIC**

Martin Gelinias  
 Curtis Glencross  
 Jochen Hecht  
 Tony Hrkac  
 Mike Hudson  
 Marc LaForge  
 Dave Lumley  
 Moe Mantha  
 Scott Metcalfe  
 Boris Mironov  
 Barrie Moore  
 David Oliver  
 Toby Petersen  
 Jaroslav Pouzar  
 Shaun Van Allen  
 Brad Zavisha

**#21**

Ladislav Benysek  
 Shayne Corson  
 Mariusz Czerkawski  
 Vincent Damphousse  
**ANDREW FERENCE**  
 Randy Gregg  
 Ales Kotalik  
 Igor Kravchuk  
 Daniel Lacroix  
 Ryan Potulny  
 Jason Smith  
 Stan Weir  
 Valeri Zelepukin

**#22**

Keith Aulie  
 Anson Carter  
 Ron Carter  
 Adam Cracknell  
 Roman Hamrik  
 Charlie Huddy  
 Jean-Francois Jacques

Rem Murray  
 Poul Popiel  
 Luke Richardson  
**TOBIAS RIEDER**  
 Jani Rita

**#23**

Keith Acton  
 Jason Bonsignore  
 Kyle Brodziak  
 Sean Brown  
 Cory Cross  
 Dan Currie  
 Mike Forbes  
 Marc Habscheid  
 Greg Hawgood  
 Matt Hendricks  
 Tomas Jonsson  
 Tommy Lehmann  
 Moe Lemay  
 Dave Manson  
 Dan McGillis  
 Linus Omark  
 Tom Roulston  
 Martin Rucinsky  
**RYAN SPOONER**  
 Nick Stajduhar  
 Dick Tarnstrom  
 Vladimir Vujtek  
 Jim Wiemer

**#24**

Brad Aitken  
 Dan Currie  
 Peter Driscoll  
 Brad Hunt  
 Christian Lafflamme  
**BRAD MALONE**  
 Dave Manson  
 Bryan Marchment  
 Kevin McClelland  
 Janne Niinimaa  
 Theo Peckham  
 Tom Roulston  
 Steve Staiois

**#25**

Greg Adams  
 Greg de Vries  
 Mike Grier  
 Jan Hejda  
 Don Jackson  
 Reg Kerr  
 Krys Kolanos  
 Mike Moller  
**DARNELL NURSE**  
 Joni Pitkanen  
 Geoff Smith  
 Mike Stapleton  
 Todd Strueby

Raimo Summanen  
 Andy Sutton  
 Mike Toal

**#26**

Mark Arcobello  
 Erik Cole  
 Dan Currie  
 Peter Eriksson  
 Mike Forbes  
 Kurtis Foster  
 Tom Gorrence  
 David Haas  
 Ken Hammond  
 Mike Krushelnyski  
 Mikko Luoma  
**BRANDON MANNING**  
 Todd Marchant  
 Max Middendorf  
 Don Nachbaur  
 Iiro Pakarinen  
 Shjon Podein  
 Pat Price  
 Craig Redmond  
 Reijo Ruotsalainen  
 David Shaw  
 Todd Strueby  
 Shaun Van Allen  
 Brad Winchester

**#27**

Adam Clendening  
 Todd Elik  
 Boyd Gordon  
 Dave Hunter  
 Ralph Intranuovo  
 Kim Issel  
 Georges Laraque  
 Reed Larson  
**MILAN LUCIC**  
 Scott Mellanby  
 Dustin Penner  
 Dave Semenko  
 Ron Shudra  
 Peter White

**#28**

John Blum  
 Jesse Boulerice  
**KYLE BRODZIAK**  
 Jason Chimera  
 Dave Dryden  
 Matt Fraser  
 Bill Huard  
 Ryan Jones  
 Lauri Korpiokoski  
 Larry Melnyk  
 Craig Muni  
 Lance Nethery  
 Roman Oksiuta

Alex Selivanov  
 Gord Sherven  
 Jiri Slegr  
 Ken Solheim  
 Roy Sommer  
 Mike Stapleton  
 Todd Strueby  
 Danny Syvret  
 Patrick Thoresen

**#29**

Josef Beranek  
 Jason Bowen  
 Ty Conklin  
 Patrick Cote  
 Louie Debrusk  
**LEON DRAISAITL**  
 Martin Gerber  
 Kari Haakana  
 Don Jackson  
 Steve Passmore  
 Jim Playfair  
 Daryl Reaugh  
 Reijo Ruotsalainen  
 Vladimir Ruzicka  
 Alex Selivanov  
 Daniel Tjarnqvist  
 Igor Vyazmikin

**#30**

Richard Bachman  
 Bob Essensa  
 Ron Low  
 Jussi Markkanen  
 Bill Ranford  
 Dominic Roussel  
**BEN SCRIVENS**  
 Warren Skorodenski  
 Mike Zanier

**#31**

Fred Brathwaite  
 Grant Fuhr  
**JOAQUIN GAGE**  
 Curtis Joseph  
 Eddie Mio  
 (Number was retired on October 9, 2003)

**#32**

Richard Bachman  
 Dave Brown  
 Scott Ferguson  
 Nick Fotiu  
 Mathieu Garon  
 Matt Greene  
 Dean Kennedy  
 Gord Mark  
 Alan May  
 Craig Millar

Daryl Reaugh  
 Miroslav Satan  
**ANTHONY STOLARZ**  
 Ryan Stone  
 Ron Tugnutt  
 Jim Wiemer

**#33**

Bryon Baltimore  
 Marco Baron  
 John Bednarski  
 Jiri Dopita  
 Bob Dupuis  
 Gary Edwards  
 Norm Foster  
 Kim Issel  
 Dan LaCouture  
 Steve MacIntyre  
 Dan McGillis  
 Marty McSorley  
 Lindsay Middlebrook  
 Scott Pearson  
 Eldon Reddick  
 Peter Sarno  
**CAM TALBOT**  
 Colten Teubert  
 Marko Tuomainen

**#34**

**TYLER BUNZ**  
 Glen Cochrane  
 Yann Danis  
 Dave Donnelly  
 Jim Dowd  
 Donald Dufresne  
 Todd Elik  
 Len Esau  
 Brent Grieve  
 Greg Hawgood  
 Dean Hopkins  
 Alexander Kerch  
 Gord Mark  
 Darcy Martini  
 Ryan McGillis  
 Scott Metcalfe  
 Fernando Pisani  
 Michel Riesen  
 Vladimir Vorobiev  
 Mike Ware  
 Sergei Zholtok

**#35**

Adam Bennett  
 Jim Corsi  
 Randy Exelby  
 Viktor Fasth  
 Mike Greenlay  
 Nikolai Khabibulin  
 Francois Leroux  
 Craig Millar

**AL MONTOYA**

Andy Moog  
 Bryan Muir  
 Dwayne Roloson  
 Tommy Salo  
 Mikhail Shtalenkov

**#36**

Bruce Bell  
 Dennis Bonvie  
 Drake Caggiula  
 Shawn Horcoff  
 Ralph Intranuovo  
**JUSSI JOKINEN**  
 Philip Larsen  
 Charles Linglet  
 Norm Maciver  
 Todd Marchant  
 Selmar Odelein  
 Marc-Antoine Pouliot  
 Mathieu Roy  
 Jarret Stoll  
 Brad Werenka

**#37**

Daniel Cleary  
 Denis Grebeshkov  
 Doug Halward  
 Dave Hunter  
 Dean McAmmond  
 Tom McMurphy  
 Michael Peca  
 Richard Petiot  
**LENNART PETRELL**  
 Brian Swanson

**#38**

**JEFF DESLAURIERS**  
 Chris Ferraro  
 Iain Fraser  
 Terran Sandwith

**#39**

**ALEX CHIASSON**  
 Chris Minard  
 Anders Nilsson  
 Doug Weight  
 Bogdan Yakimov

**#40**

Fred Brathwaite  
 Devan Dubnyk  
 Scott Ferguson  
**JONAS GUSTAVSSON**  
 Ken Sutton  
 Danny Syvret  
 Stephen Valiquette

**#41**

**WILL ACTON**  
 Taylor Chorney  
 Brent Gilchrist  
 Jean-Francois Jacques  
 Bill McDougall

**#42**

Josef Beranek  
 Kevin Brown  
 Ryan O'Marra  
 Tony Salmelainen  
**ANTON SLEPYSHEV**  
 Yan Stastny  
 Doug Weight

**#43**

Dennis Bonvie  
**JOSH CURRIE**  
 Jason Strudwick

**#44**

**ZACK KASSIAN**  
 Doug Lynch  
 Janne Niinimaa  
 Corey Potter  
 Chris Pronger  
 Rob Schremp  
 Sheldon Souray

**#45**

Taylor Beck  
 Shawn Belle  
 Mark Fistric  
**JOSEPH GAMBARDELLA**  
 Toby Petersen  
 Ales Pisa

**#46**

**PONTUS ABERG**  
 Todd Reirden  
 Jani Rita  
 Zack Stortini

**#47**

Marc-Andre Bergeron  
 Paul Comrie  
**KEEGAN LOWE**  
 Don Murdoch

**#48**

**RYAN HAMILTON**  
 Alex Plante

**#49**

**THEO PECKHAM**

**#51**

Kyle Brodziak  
 Philippe Cornet  
 Andrei Kovalenko  
**ANTON LANDER**

**#52**

Allan Rourke  
**PATRICK RUSSELL**  
 Jerred Smithson

**#54**

**JUJHAR KHAIRA**  
 Chris Vandevelde

**#55**

Drew Bannister  
 Ben Eager  
 Alex Henry  
**MARK LETESTU**  
 Igor Ulanov

**#56**

Teemu Hartikainen  
**KAILER YAMAMOTO**

**#57**

Anton Lander  
 Colin McDonald  
**DAVID PERRON**

**#58**

Andrew Miller  
 Johan Motin  
 Jeff Petry  
**ANTON SLEPYSHEV**

**#59**

**BRAD HUNT**

**#60**

**SEBASTIEN BISAILLON**

**#62**

Mark Arcobello  
**ERIC GRYBA**  
 Iiro Pakarinen  
 Tim Sestito

**#64**

Jason Bonsignore  
 Milan Kytnar  
**NAIL YAKUPOV**

**#65**

**COOPER MARODY**  
 Mark Napier

**#67**

Gilbert Brule  
**BENOIT POULIOT**

**#68**

**TYLER PITLICK**

**#70**

**CURTIS HAMILTON**

**#71**

Petr Sykora  
**LUBOMIR VISNOVSKY**

**#74**

**ETHAN BEAR**

**#76**

**BRYAN YOUNG**

**#77**

Tom Gilbert  
**OSCAR KLEFBOM**  
 Adam Oates  
 Garry Unger

**#78**

**ANTON BELOV**  
 Marc-Antoine Pouliot

**#79**

**DILLON SIMPSON**

**#80**

**ILYA BRYZGALOV**

**#81**

**YOHANN AUVIT**  
 Taylor Fedun

**#82**

**CALEB JONES**  
 Jordan Oesterle

**#83**

**MATT BENNING**  
 Ales Hemsy

**#84**

**OSCAR KLEFBOM**

**#85**

Petr Kliima  
**MARTIN MARINCIN**  
 Liam Reddox

**#86**

**NIKITA NIKITIN**

**#87**

**DAVID MUSIL**

**#88**

**BRANDON DAVIDSON**  
 Rob Schremp

**#89**

Mike Comrie  
**SAM GAGNER**

**#91**

**DRAKE CAGGIULA**  
 Mike Comrie  
 Magnus Paajarvi

**#93**

Petr Nedved  
**RYAN NUGENT-HOPKINS**

**#94**

**RYAN SMYTH**

**#97**

**CONNOR MCDAVID**

**#98**

**JESSE PULJUJARVI**

**#99**

**WAYNE GRETZKY**  
 (Number was retired on  
 October 1, 1999)



## EDMONTON OILERS ALL-TIME NHL ROSTER (SKATERS)— 1979-80 TO 2018-19

PLAYER	JERSEY #	SEASONS	REGULAR SEASON					PLAYOFFS				
			GP	G	A	PTS	PIM	GP	G	A	PTS	PIM
Pontus Aberg	46	2017-18	16	2	6	8	2	-	-	-	-	-
Keith Acton	20, 23	1988-89	72	14	21	35	68	7	2	0	2	16
Will Acton	41	2013-15	33	3	2	5	26	-	-	-	-	-
Greg Adams	25	1989	49	4	5	9	82	-	-	-	-	-
Brad Aitken	24	1991	3	0	1	1	0	-	-	-	-	-
Micah Aivazoff	12	1995	21	0	1	1	2	-	-	-	-	-
Bobby Allen (D)	12	2003	1	0	0	0	0	-	-	-	-	-
Glenn Anderson	9	1981-91, 96	845	417	489	906	798	164	81	102	183	314
Mark Arcobello	62, 26	2012-15	78	11	19	30	20	-	-	-	-	-
Ron Areshenkoff	10	1980	4	0	0	0	0	-	-	-	-	-
Jason Arnott	7	1994-98	286	100	139	239	489	12	3	6	9	18
Dean Arsene (D)	8	2009-10	13	0	0	0	41	-	-	-	-	-
Don Ashby	19	1980-81	24	12	12	24	2	3	0	0	0	0
Keith Aulie (D)	22	2014-15	31	0	1	1	66	-	-	-	-	-
Yohann Auviut (D)	81	2017-18	33	3	6	9	8	-	-	-	-	-
Bryon Baltimore (D)	33	1980	2	0	0	0	4	-	-	-	-	-
Drew Bannister (D)	55	1997-98	35	0	3	3	42	12	0	0	0	30
Cam Barker (D)	13	2011-12	25	2	0	2	23	-	-	-	-	-
ETHAN BEAR (D)	74	2017-18	18	1	3	4	10	-	-	-	-	-
Taylor Beck	45	2016	3	0	0	0	4	-	-	-	-	-
John Bednarski (D)	33	1980	1	0	0	0	0	-	-	-	-	-
Bob Beers (D)	2	1994	66	10	27	37	74	-	-	-	-	-
Eric Belanger	20	2011-13	104	4	15	19	42	-	-	-	-	-
Jesse Belanger	12	1997	6	0	0	0	0	-	-	-	-	-
Bruce Bell (D)	36	1990	1	0	0	0	0	-	-	-	-	-
Shawn Belle (D)	45	2010	5	0	0	0	0	-	-	-	-	-
Anton Belov (D)	77	2013-14	57	1	6	7	34	-	-	-	-	-
Adam Bennett (D)	35	1994	48	3	6	9	49	-	-	-	-	-
Brian Benning (D)	19	1993	18	1	7	8	59	-	-	-	-	-
MATT BENNING (D)	83	2016-19	205	14	39	53	111	12	0	3	3	12
Ladislav Benysek (D)	21	1998	2	0	0	0	0	-	-	-	-	-
Josef Beranek	29, 42, 20	1992-93, 1999-2000	208	42	60	102	108	14	2	1	3	4
Drake Berehowsky (D)	15	1998	67	1	6	7	169	12	1	2	3	14
Marc-Andre Bergeron (D)	20, 47	2003-04, 06-07	189	33	55	88	101	19	2	2	4	14
Ken Berry	19,18	1982, 84	28	4	6	10	19	-	-	-	-	-
Jeff Beukeboom (D)	6	1986-92	284	12	57	69	733	29	1	3	4	50
Wayne Bianchin	15	1980	11	0	0	0	7	-	-	-	-	-
Sebastien Bisailon (D)	60	2007	2	0	0	0	0	-	-	-	-	-
Mike Bishai	12	2004	14	0	2	2	19	-	-	-	-	-
Tom Bladon (D)	23	1981	1	0	0	0	0	-	-	-	-	-
John Blum (D)	28	1983-84	9	0	4	4	26	-	-	-	-	-
Jason Bonsignore	23, 64	1995-96	21	1	2	3	4	-	-	-	-	-
Dennis Bonvie	43, 36	1995-96, 98	14	0	0	0	74	-	-	-	-	-
Laurie Boschman	14	1982-83	73	10	15	25	220	3	0	1	1	4
EVAN BOUCHARD	75	2018-19	7	1	0	1	2	-	-	-	-	-
Jesse Boulerice	28	2009	2	0	0	0	0	-	-	-	-	-
Jason Bowen (D)	29	1998	4	0	0	0	10	-	-	-	-	-
Curt Brackenbury	15	1981-82	72	2	9	11	165	2	0	0	0	0
Eric Brewer (D)	2	2001-04	315	29	71	100	210	12	2	8	10	18
KYLE BRODZIAK	15, 23, 51, 28	2006-09, 2018-19	245	32	36	68	93	-	-	-	-	-
Dave Brown	42	1989-91	140	3	12	15	361	26	0	1	1	36
Kevin Brown	42,10	1999-2000	19	4	2	6	0	1	0	0	0	0
Mike Brown	13	2012-14	35	1	0	1	72	-	-	-	-	-
Sean Brown (D)	8, 23	1997-2002	269	12	23	35	664	4	0	0	0	33
Jeff Brubaker	15	1986	4	1	0	1	12	-	-	-	-	-
Gilbert Brule	67	2009-11	117	26	23	49	91	-	-	-	-	-





Kelly Buchberger	16	1987-99	795	82	158	240	1747	78	9	15	24	116
Sven Butenschon (D)	19	2001-02	21	1	1	2	6	-	-	-	-	-
Ilya Byakin (D)	10	1994	44	8	20	28	30	-	-	-	-	-
Drake Caggjula	36, 91	2016-19	156	27	22	49	69	13	3	0	3	25
Brett Callighen	18	1980-82	160	56	89	145	132	14	4	6	10	8
Michael Cammalleri	13	2017-18	51	4	18	22	14	-	-	-	-	-
Colin Campbell (D)	6	1980	72	2	11	13	196	3	0	0	0	11
Billy Carroll	20	1985-86	70	8	11	19	22	9	0	0	0	4
Jimmy Carson	12	1989-90	84	50	53	103	36	7	2	1	3	6
Anson Carter	22	2001-03	211	69	88	157	68	6	3	1	4	4
Ron Carter	22	1980	2	0	0	0	0	-	-	-	-	-
COLBY CAVE	12	2018-19	33	2	1	3	8	-	-	-	-	-
Rick Chartraw (D)	6	1984	24	2	6	8	21	1	0	0	0	2
ALEX CHIASSON	39	2018-19	73	22	16	38	32	-	-	-	-	-
Jason Chimera	20, 28	2001-04	130	19	17	36	93	2	0	2	2	0
Ron Chipperfield	7	1980	67	18	19	37	24	-	-	-	-	-
Taylor Chorney (D)	41	2009-12	59	1	6	7	16	-	-	-	-	-
Jeff Chychrun (D)	20	1994	2	0	0	0	0	-	-	-	-	-
Jozef Cierny	20	1994	1	0	0	0	0	-	-	-	-	-
Zdeno Ciger	8	1993-96	204	64	91	155	55	-	-	-	-	-
Dean Clark	6	1984	1	0	0	0	0	-	-	-	-	-
Daniel Cleary	37, 7	2000-03	220	31	55	86	127	10	1	2	3	10
Adam Clendening (D)	27	2015-16	20	1	5	6	10	-	-	-	-	-
Glen Cochrane (D)	34	1989	12	0	0	0	52	-	-	-	-	-
Paul Coffey (D)	7	1981-87	532	209	460	669	693	94	36	67	103	167
Andrew Cogliano	13	2008-11	328	57	89	146	137	-	-	-	-	-
Erik Cole	26	2009	63	16	11	27	63	-	-	-	-	-
Paul Comrie	47	2000	15	1	2	3	4	-	-	-	-	-
Mike Comrie	89, 91	2001-03, 09-10	235	74	80	154	179	12	2	2	4	10
Pat Conacher	15	1984	45	2	8	10	31	3	1	0	1	2
Cam Connor	17	1980	38	7	13	20	136	-	-	-	-	-
Philippe Cornet	51	2012	2	0	1	1	0	-	-	-	-	-
Shayne Corson	21, 9	1993-95	192	53	84	137	413	-	-	-	-	-
Patrick Cote	29	2001	6	0	0	0	18	-	-	-	-	-
Ray Cote	14	1983-85	15	0	0	0	4	14	3	2	5	4
Geoff Courttnall	15	1988	12	4	4	8	15	19	0	3	3	23
Adam Cracknell	22	2015-16	8	0	0	0	6	-	-	-	-	-
Cory Cross (D)	23	2003-04, 06	113	11	20	31	102	6	0	1	1	2
Dan Currie	15, 24, 23, 26	1991-93	17	1	0	1	4	-	-	-	-	-
JOSH CURRIE	43	2018-19	21	2	3	5	2	-	-	-	-	-
Mariusz Czerkawski	10, 21	1996-97	113	38	38	76	24	12	2	1	3	10
Vincent Damphousse	21	1992	80	38	51	89	53	16	6	8	14	8
Brandon Davidson (D)	88	2014-16, 2017-18	114	8	9	17	46	-	-	-	-	-
Greg De Vries (D)	25, 5	1996-98	115	8	9	17	144	19	0	1	1	29
Louie DeBrusk	29	1992-97	228	19	12	31	797	6	0	0	0	4
David Desharnais	13	2017	18	2	2	4	6	13	1	3	4	0
Boyd Devereaux	19	1998-2000	175	15	31	46	49	1	0	0	0	0
Bobby Dollas (D)	6	1998	52	2	5	7	22	11	0	0	0	16
Dave Donnelly	34	1988	4	0	0	0	4	-	-	-	-	-
Jiri Dopita	33	2003	21	1	5	6	11	-	-	-	-	-
Jim Dowd	36	1999-2000	70	5	18	23	45	5	2	1	3	4
LEON DRAISAITL	29	2014-19	351	125	178	312	126	13	6	10	16	19
Peter Driscoll	24	1980-81	60	3	8	11	97	3	0	0	0	0
Donald Dufresne (D)	34	1996-97	64	1	7	8	31	3	0	0	0	0
Radek Dvorak	20	2003-04, 06	154	27	59	86	66	20	1	2	3	4
Steve Dykstra	20	1988	15	2	3	5	39	-	-	-	-	-
Ben Eager	55	2011-14	84	9	7	16	134	-	-	-	-	-
Jordan Eberle	14	2010-17	507	165	217	382	120	13	0	2	2	2
Todd Elik	24, 27	1993-94	18	1	9	10	14	-	-	-	-	-
Jim Ennis (D)	2	1988	5	1	0	1	10	-	-	-	-	-



Peter Eriksson	26	1990	20	3	3	6	24	-	-	-	-	-	-
Len Esau (D)	34	1995	14	0	6	6	15	-	-	-	-	-	-
Pat Falloon	10	1999-2000	115	22	36	58	24	4	0	1	1	4	4
Mark Fayne (D)	5	2014-17	147	4	13	17	32	-	-	-	-	-	-
Taylor Fedun (D)	81	2013-14	4	2	0	2	0	-	-	-	-	-	-
Andrew Ference (D)	21	2013-16	147	6	26	32	108	-	-	-	-	-	-
Scott Ferguson (D)	40, 32	1998,2001-04	201	7	13	20	288	11	0	0	0	8	8
Chris Ferraro	38	1999	2	1	0	1	0	-	-	-	-	-	-
Mark Fistric (D)	45	2012-13	25	0	6	6	32	-	-	-	-	-	-
Bill Flett	19	1980	20	5	2	7	2	-	-	-	-	-	-
Lee Fogolin Jr. (D)	2	1980-87	586	36	124	160	886	78	5	13	18	115	115
Mike Forbes (D)	23, 26	1980,82	18	1	7	8	26	-	-	-	-	-	-
Kurtis Foster (D)	26	2010-11	74	8	14	22	45	-	-	-	-	-	-
Nick Fotiu	32	1989	1	0	0	0	0	-	-	-	-	-	-
Colin Fraser	16	2010-11	67	3	2	5	60	-	-	-	-	-	-
Iain Fraser	38	1995	9	3	0	3	0	-	-	-	-	-	-
Mark Fraser (D)	5	2013-14	23	1	0	1	43	-	-	-	-	-	-
Matt Fraser	28	2014-15	36	5	4	9	10	-	-	-	-	-	-
Scott Fraser	18	1998	29	12	11	23	6	11	1	1	2	0	0
Doug Friedman	8	1998	16	0	0	0	20	-	-	-	-	-	-
Miroslav Frycer	15	1989	14	5	5	10	18	-	-	-	-	-	-
SAM GAGNER	89	2008-14, 2018-19	506	106	199	305	254	-	-	-	-	-	-
JOSEPH GAMBARDELLA	45	2018-19	15	0	3	3	2	-	-	-	-	-	-
Danny Gare	19, 18	1987	18	1	3	4	6	-	-	-	-	-	-
Jason Garrison	13	2018-19	17	1	0	1	8	-	-	-	-	-	-
Luke Gazdic	20	2013-16	136	5	3	8	194	-	-	-	-	-	-
Martin Gelinas	20, 7	1989-1993	258	60	60	120	156	53	6	12	18	41	41
Tom Gilbert (D)	77	2007-12	384	33	125	158	106	-	-	-	-	-	-
Brent Gilchrist	41	1993	60	10	10	20	47	-	-	-	-	-	-
Alexandre Giroux	12	2011	8	1	1	2	2	-	-	-	-	-	-
Curtis Glencross	20	2008	26	9	4	13	28	-	-	-	-	-	-
Brian Glynn (D)	6	1992-93	89	6	18	24	66	16	4	1	5	8	8
Boyd Gordon	27	2013-15	142	14	20	34	37	-	-	-	-	-	-
Tom Gorence	26	1984	12	1	1	2	0	-	-	-	-	-	-
Kevin Gravel	5	2018-19	36	0	3	3	4	-	-	-	-	-	-
Adam Graves	12	1990-91	139	16	30	46	250	40	7	10	17	39	39
Steve Graves	8, 15	1984,87-88	35	5	4	9	10	-	-	-	-	-	-
Denis Grebeshkov (D)	37	2008-10,14	197	16	61	77	88	-	-	-	-	-	-
Josh Green	12	2001-03, 11-12	88	11	8	19	71	3	0	0	0	0	0
Matt Greene (D)	32, 2	2006-08	151	1	12	13	205	18	0	1	1	34	34
Randy Gregg (D)	21	1982-90	453	40	148	188	309	130	13	37	50	121	121
Wayne Gretzky	99	1980-88	696	583	1086	1669	323	120	81	171	252	56	56
Mike Grier	25	1997-2002	448	81	102	183	292	34	6	4	10	31	31
Brent Grieve	34	1994	24	13	5	18	14	-	-	-	-	-	-
Eric Gryba (D)	62	2015-18	114	3	11	14	171	3	0	0	0	4	4
Bill Guerin	9	1998-2001	211	79	82	161	354	20	10	5	15	28	28
Kari Haakana (D)	29	2003	13	0	0	0	4	-	-	-	-	-	-
David Haas	15, 26	1991	5	1	0	1	0	-	-	-	-	-	-
Marc Habscheid	23	1982-85	74	10	16	26	26	-	-	-	-	-	-
Matti Hagman	10	1981-82	147	41	71	112	34	12	5	1	6	6	6
Chris Hajt (D)	19	2001	1	0	0	0	0	-	-	-	-	-	-
Taylor Hall	4	2010-16	381	132	196	328	234	-	-	-	-	-	-
Doug Halward (D)	37	1989	24	0	7	7	25	2	0	0	0	0	0
Al Hamilton (D)	3	1980	31	4	15	19	20	1	0	0	0	0	0
Curtis Hamilton	70	2014-15	1	0	0	0	5	-	-	-	-	-	-
Ryan Hamilton	48	2013-15	18	1	1	2	6	-	-	-	-	-	-
Ken Hammond (D)	26	1989	5	0	1	1	8	-	-	-	-	-	-
Roman Hamrlik (D)	22	1998-00	196	22	81	103	186	20	0	7	7	18	18
Dave Hannan	12	1988	51	9	11	20	43	12	1	1	2	8	8
Jim Harrison	9	1980	3	0	0	0	0	-	-	-	-	-	-



Teemu Hartikainen	56	2011-13	52	6	7	13	16	-	-	-	-	-
Todd Harvey	13	2006	63	5	2	7	32	10	1	1	2	4
Brett Hauer (D)	5, 2	1996, 2000	34	4	4	8	32	-	-	-	-	-
Greg Hawgood (D)	23, 15, 34	1991-93	55	7	25	32	63	13	0	3	3	23
Jochen Hecht	20	2002	82	16	24	40	60	-	-	-	-	-
Jan Hejda	25	2007	39	1	8	9	20	-	-	-	-	-
Ales Hemsky	83	2003-14	652	142	335	477	303	30	6	11	17	14
Matt Hendricks	23	2013-17	214	20	18	38	245	-	-	-	-	-
Alex Henry	55	2003	3	0	0	0	0	-	-	-	-	-
Ian Herbers	6	1994	22	0	2	2	32	-	-	-	-	-
Doug Hicks	5	1980-82	186	17	67	84	183	12	1	1	2	6
Dean Hopkins	34	1986	1	0	0	0	0	-	-	-	-	-
Roman Horak	12	2013-14	2	1	0	1	0	-	-	-	-	-
Shawn Horcoff	36, 10	2001-04, 06-13	796	162	285	447	511	35	10	13	23	18
Darcy Hordichuk	16	2011-13	47	1	2	3	66	-	-	-	-	-
Tony Hrkac	20	1998	36	8	11	19	20	12	0	3	3	2
Bill Huard	28	1998-99	33	0	1	1	72	4	0	0	0	2
Charlie Huddy	22	1981-91	694	81	287	368	500	138	16	61	77	104
Mike Hudson	20	1993	5	0	1	1	2	-	-	-	-	-
John Hughes	6	1981	18	0	3	3	30	-	-	-	-	-
Pat Hughes	16	1981-85	300	88	83	171	330	55	7	23	30	52
Joe Hulbig	15, 12	1997-99	24	2	2	4	4	6	0	1	1	2
Brad Hunt	59, 24	2013-16	21	1	2	3	2	-	-	-	-	-
Dave Hunter	12, 37, 27	1980-89	653	119	171	290	776	105	16	24	40	211
Ralph Intranuovo	36, 27, 9	1995-97	22	2	4	6	4	-	-	-	-	-
Brad Isbister	15	2003-04	64	13	10	23	63	6	0	1	1	12
Kim Issel	27, 33	1989	4	0	0	0	0	-	-	-	-	-
Don Jackson	25, 29	1982-86	262	15	45	60	508	53	4	5	9	147
Jean-Francois Jacques	41, 22	2006-11	160	9	8	17	185	-	-	-	-	-
Risto Jalo	13	1986	3	0	3	3	0	-	-	-	-	-
Kari Jalonen	8	1984	3	0	0	0	0	-	-	-	-	-
Jesse Joensuu	6	2013-14	62	5	4	9	30	-	-	-	-	-
Aaron Johnson	2	2010	41	4	6	10	35	-	-	-	-	-
Jussi Jokinen	36	2017-18	14	0	1	1	2	-	-	-	-	-
CALEB JONES	82	2018-19	17	1	5	6	6	-	-	-	-	-
Ryan Jones	28	2010-14	257	40	32	72	141	-	-	-	-	-
Tomas Jonsson	23	1989	20	1	10	11	22	4	2	0	2	6
Chris Joseph	2	1988-94	154	12	39	51	205	5	1	3	4	2
ZACK KASSIAN	44	2015-19	268	32	45	77	409	13	3	0	3	27
Steve Kelly	10	1997-98	27	1	2	3	14	6	0	0	0	2
Dean Kennedy	32	1995	40	2	8	10	25	-	-	-	-	-
Alexander Kerch	34	1994	5	0	0	0	2	-	-	-	-	-
Reg Kerr	25,8	1984	3	0	0	0	0	-	-	-	-	-
JUJHAR KHAIRA	54, 16	2015-19	154	15	27	42	105	-	-	-	-	-
Chad Kilger	15	1999-2001	87	9	5	14	39	7	0	0	0	4
OSCAR KLEFBOM	84, 77	2013-19	316	29	93	122	50	12	2	3	5	0
Petr Klima	85	1990-93, 97	291	120	97	217	343	60	13	10	23	36
Rob Klinthammer	12	2014-16	45	2	2	4	29	-	-	-	-	-
Krys Kolanos	25,12	2006	6	0	0	0	2	-	-	-	-	-
Lauri Kopikoski	28	2015-16	71	10	12	22	10	-	-	-	-	-
Ales Kotalik	21	2009	19	7	4	11	6	-	-	-	-	-
Andrei Kovalenko	51	1997-99	176	51	58	109	139	13	4	3	7	8
Igor Kravchuk	21	1993-96	160	27	61	88	57	-	-	-	-	-
Mike Krushelnyski	26	1985-88	290	95	131	226	213	68	16	23	39	68
Stu Kulak	8	1987	23	3	1	4	41	-	-	-	-	-
Jari Kurri	17	1981-90	754	474	569	1043	348	146	92	110	202	101
Milan Kytnar	64	2012	1	0	0	0	0	-	-	-	-	-
Normand Lacombe	19	1987-90	133	30	22	52	116	26	5	1	6	49
Dan LaCouture	15,33	1999-2001	45	2	4	6	39	1	0	0	0	0
Daniel Lacroix	21	1999	4	0	0	0	13	-	-	-	-	-



Christian Laflamme	24	1999-2000	61	0	6	6	32	4	0	1	1	2
Marc Laforge	20	1994	5	0	0	0	21	-	-	-	-	-
Mark Lamb	18,7	1988-92	176	24	54	78	127	59	7	19	26	40
Anton Lander	57, 51	2011-17	215	10	25	35	56	-	-	-	-	-
Georges Laraque	27	1998-2004, 06	490	43	68	111	826	36	3	6	9	64
Garry Lariviere	6	1981-83	92	1	25	26	61	14	0	5	5	6
Philip Larsen	36	2013-14	30	3	9	12	8	-	-	-	-	-
Reed Larson	27	1989	10	2	7	9	15	-	-	-	-	-
ADAM LARSSON	6	2016-19	224	11	41	52	133	13	2	4	6	4
John LeBlanc	8	1989	2	1	0	1	0	1	0	0	0	0
Tommy Lehmann	23	1990	1	0	0	0	0	-	-	-	-	-
Moe Lemay	23	1987-88	14	1	2	3	38	9	2	1	3	11
Francois Leroux	35	1989-93	11	0	3	3	11	-	-	-	-	-
Mark Letestu	55	2015-18	220	34	45	79	37	13	5	6	11	2
Mats Lindgren	14	1997-99	199	29	39	68	76	24	1	5	6	10
Fredrik Lindquist	7	1999	8	0	0	0	2	-	-	-	-	-
Willy Lindstrom	19	1983-85	163	40	41	81	58	53	12	17	29	22
Charles Linglet	36	2009-10	5	0	0	0	2	-	-	-	-	-
Ken Linseman	13	1983-84, 91	202	58	120	178	394	37	16	13	29	87
KEEGAN LOWE	47	2017-18	2	0	0	0	0	-	-	-	-	-
Kevin Lowe	4	1980-92, 97-98	1037	74	309	383	1236	172	9	43	52	156
Milan Lucic	27	2016-19	243	39	65	104	221	13	2	4	6	20
Dave Lumley	20,8	1980-87	386	90	140	230	582	61	6	8	14	131
Mikko Luoma	26	2004	3	0	1	1	0	-	-	-	-	-
Joffrey Lupul	15	2007	81	16	12	28	45	-	-	-	-	-
Doug Lynch	44	2004	2	0	0	0	0	-	-	-	-	-
Blair MacDonald	14	1980-81	131	65	72	137	33	3	0	3	3	0
Steve MacIntyre	33	2009-11	60	2	1	3	140	-	-	-	-	-
Norm Maciver	36	1990-92	79	8	39	47	65	31	1	6	7	18
Craig MacTavish	14	1986-94	801	155	176	331	680	113	13	24	37	143
Kari Makkonen	9	1980	9	2	2	4	0	-	-	-	-	-
David Maley	12	1992-93	36	4	7	11	75	10	1	1	2	4
Troy Mallette	12	1992	15	1	3	4	36	-	-	-	-	-
BRAD MALONE	24	2017-19	23	0	0	0	10	-	-	-	-	-
Kirk Maltby	18	1994-96	164	21	17	38	184	-	-	-	-	-
Kent Manderville	19	1996	37	3	5	8	38	-	-	-	-	-
BRANDON MANNING	26	2018-19	12	1	0	1	4	-	-	-	-	-
Dave Manson	23, 24	1992-94	219	33	75	108	570	16	3	9	12	44
Moe Mantha	20	1988	25	0	6	6	26	-	-	-	-	-
Todd Marchant	36, 26	1994-2003	678	136	207	343	490	43	7	6	13	42
Bryan Marchment	24	1995-98	216	7	37	44	576	3	0	0	0	4
Martin Marincin	85	2013-15	85	1	10	11	32	-	-	-	-	-
Gord Mark	34, 32, 6	1994-95	30	0	3	3	78	-	-	-	-	-
COOPER MARODY	65	2018-19	6	0	0	0	0	-	-	-	-	-
Patrick Maroon	19	2015-18	154	49	37	86	189	13	3	5	8	28
Terry Martin	18	1985	4	0	2	2	0	-	-	-	-	-
Darcy Martini	34	1994	2	0	0	0	0	-	-	-	-	-
Alan May	32	1989	3	1	0	1	7	-	-	-	-	-
Dean McAmmond	37	1994-99	303	61	100	161	149	12	1	4	5	12
Kevin McClelland	24	1984-90	428	56	94	150	1298	95	10	17	27	276
CONNOR MCDAVID	97	2015-19	287	128	244	372	105	13	5	4	9	2
Colin McDonald	57	2009	2	1	0	1	0	-	-	-	-	-
Bill McDougall	41	1994	4	2	1	3	4	-	-	-	-	-
Ryan McGill	34	1995	8	0	0	0	8	-	-	-	-	-
Dan McGillis	18, 23, 33	1997-98	140	16	31	47	126	12	0	5	5	24
Tom McMurphy	37	1988	9	4	1	5	8	-	-	-	-	-
Marty McSorley	33	1986-88, 99	206	24	36	60	768	48	4	8	12	184
Scott Mellanby	27	1992-93	149	38	44	82	344	16	2	1	3	29
Larry Melnyk	28	1984-86	34	2	14	16	36	18	1	4	5	26
Mark Messier	11	1980-91	851	392	642	1034	1122	166	80	135	215	175



Scott Metcalfe	20, 34	1988	2	0	0	0	0	-	-	-	-	-
Max Middendorf	26	1991	3	1	0	1	2	-	-	-	-	-
Alexei Mikhnov	8	2007	2	0	0	0	0	-	-	-	-	-
Craig Millar	35, 32	1997-99	36	4	2	6	29	-	-	-	-	-
Andrew Miller	58	2014-16	15	1	5	6	0	-	-	-	-	-
Chris Minard	39	2009-10	5	0	1	1	0	-	-	-	-	-
John Miner	8	1988	14	2	3	5	16	-	-	-	-	-
Boris Mironov	20, 2	1994-99	320	42	118	160	444	24	5	11	16	43
Mike Moller	15, 25	1986-87	7	2	1	3	0	-	-	-	-	-
Barrie Moore	18, 20	1997	4	0	0	0	0	-	-	-	-	-
Ethan Moreau	18	1999-2004, 06-10	653	112	99	211	782	40	2	6	8	43
Johan Motin	58	2010	1	0	0	0	0	-	-	-	-	-
Bryan Muir	35, 6	1996-98	12	0	0	0	23	5	0	0	0	4
Craig Muni	28	1987-93	493	24	87	111	492	83	0	15	15	94
Don Murdoch	47	1980-81	50	15	11	26	22	3	2	0	2	0
Joe Murphy	8	1990-92	222	69	100	169	91	53	16	29	45	42
Rem Murray	17, 16, 22	1997-2002, 06	425	73	91	164	123	62	5	12	17	18
David Musil	87	2015-17	4	0	2	2	2	-	-	-	-	-
Frantisek Musil	8	1998-2001	69	1	7	8	46	8	0	0	0	8
Don Nachbaur	26	1983	4	0	0	0	17	2	0	0	0	7
Mark Napier	18, 65	1985-87	175	41	71	112	35	28	6	9	15	7
Petr Nedved	93	2004, 06	56	7	20	27	32	-	-	-	-	-
Lance Nethery	28	1982	3	0	2	2	2	-	-	-	-	-
Dan Newman	16	1980	10	3	1	4	0	-	-	-	-	-
Bernie Nicholls	9	1992-93	95	28	61	89	80	16	8	11	19	25
Janne Niinimaa	24, 44	1998-2003	399	34	154	188	419	26	1	5	6	22
Nikita Nikitin	86	2014-16	53	4	7	11	20	-	-	-	-	-
Kent Nilsson	15, 14	1987, 95	23	6	12	18	4	21	6	13	19	11
Robert Nilsson	12	2007-10	199	31	67	98	64	-	-	-	-	-
Jeff Norton	6	1996-97	92	6	27	33	58	-	-	-	-	-
RYAN NUGENT-HOPKINS	93	2011-19	539	147	235	382	168	13	0	4	4	2
DARNELL NURSE	25	2014-19	279	24	64	88	247	13	0	2	2	6
Ryan O'Marra	42	2009-11	24	1	5	6	13	-	-	-	-	-
Patrick O'Sullivan	19	2009-10	92	13	27	40	34	-	-	-	-	-
Adam Oates	77	2004	60	2	16	18	8	-	-	-	-	-
Selmar Odelein	16, 36	1986-89	18	0	2	2	35	-	-	-	-	-
Jordan Oesterle	82	2014-17	25	0	6	6	0	-	-	-	-	-
Roman Oksuita	28	1994-95	36	12	4	16	12	-	-	-	-	-
Fredrik Olausson	15	1994-96	108	9	35	44	54	-	-	-	-	-
David Oliver	20	1995-97	141	37	35	72	58	-	-	-	-	-
Linus Omark	23	2010-12, 14	66	8	22	30	34	-	-	-	-	-
Magnus Pajaarvi	91	2010-13	163	26	32	58	34	-	-	-	-	-
Iiro Pakarinen	61, 26	2014-18	134	10	13	23	18	1	0	0	0	0
Adam Pardy	6	2015-16	9	0	3	3	6	-	-	-	-	-
Scott Pearson	33	1994-95	100	20	22	42	219	-	-	-	-	-
Michael Peca	37	2006	71	9	14	23	56	24	6	5	11	20
Theo Peckham	49, 24	2008-13	160	4	13	17	388	-	-	-	-	-
Dustin Penner	27	2008-11	304	94	93	187	189	-	-	-	-	-
David Perron	57	2013-15	116	33	43	76	110	-	-	-	-	-
Toby Petersen	45, 20	2006-07	64	6	9	15	4	2	1	0	1	0
Richard Petiot	37	2010	2	0	0	0	2	-	-	-	-	-
Michel Petit	8	1997	18	2	4	6	20	-	-	-	-	-
Lennart Petrell	37	2011-13	95	7	11	18	49	-	-	-	-	-
Alexander Petrovic	15	2018-19	9	0	1	1	2	-	-	-	-	-
Jeff Petry	58, 2	2010-15	295	17	57	74	139	-	-	-	-	-
Michel Picard	12	2000	2	0	0	0	2	-	-	-	-	-
Steve Pinizzotto	13	2013-15	24	2	4	6	45	-	-	-	-	-
Ales Pisa	45, 8	2002-03	50	1	3	4	26	-	-	-	-	-
Fernando Pisani	34	2003-04, 06-10	402	80	73	153	190	30	15	4	19	12
Joni Pitkanen	25	2008	63	8	18	26	56	-	-	-	-	-





Tyler Pitlick	68, 15	2013-17	58	11	3	14	10	-	-	-	-	-
Domenic Pittis	14	2001-02	69	4	11	15	57	3	0	0	0	2
Alex Plante	48	2010-12	10	0	2	2	15	-	-	-	-	-
Jim Playfair	5, 29	1984	2	1	1	2	2	-	-	-	-	-
Walt Poddubny	14	1982	4	0	0	0	0	-	-	-	-	-
Shjon Podein	26	1993-94	68	16	11	27	33	-	-	-	-	-
Paul Popiel	22	1980	10	0	0	0	0	-	-	-	-	-
Tom Poti	5	1999-2002	285	27	78	105	209	15	0	4	4	4
Corey Potter	44	2011-14	111	7	23	30	51	-	-	-	-	-
Ryan Potulny	21, 16	2009-10	72	15	20	35	28	-	-	-	-	-
Benoit Pouliot	67	2014-17	180	41	43	84	92	13	0	0	0	4
Marc-Antoine Pouliot	36, 78	2006-10	176	21	32	53	74	-	-	-	-	-
Jaroslav Pouzar	10, 20	1983-85, 87	186	34	48	82	135	29	6	4	10	16
Pat Price	26	1980-81	134	19	45	64	327	3	0	0	0	11
Chris Pronger	44	2006	80	12	44	56	74	24	5	16	21	26
JESSE PUJJARVI	98	2016-19	139	17	20	37	40	-	-	-	-	-
Teddy Purcell	16	2014-16	143	23	43	66	34	-	-	-	-	-
Ty Rattie	8	2017-19	30	4	4	8	6	-	-	-	-	-
Marty Reasoner	15,19	2002-04,06-08	351	45	76	121	209	6	1	0	1	2
Liam Reddox	85	2008-10	56	5	9	14	14	-	-	-	-	-
Craig Redmond	26	1989	21	3	10	13	12	-	-	-	-	-
Griffin Reinhart	8	2015-17	29	0	1	1	20	1	0	1	1	0
Todd Reirden	46	1999	17	2	3	5	20	-	-	-	-	-
Steve Rice	15,12	1992-94	94	19	20	39	66	-	-	-	-	-
Luke Richardson	22	1992-97	436	13	65	78	630	28	0	7	7	59
Tobias Rieder	22	2018-19	67	0	11	11	8	-	-	-	-	-
Michel Riesen	34	2001	12	0	1	1	4	-	-	-	-	-
Jani Rita	46,14,22	2002-04,06	36	6	1	7	6	-	-	-	-	-
David Roberts	15	1996	6	2	4	6	6	-	-	-	-	-
Bert Robertsson	14	2000	52	0	4	4	34	5	0	0	0	0
Bryan Rodney	19	2012	1	0	0	0	0	-	-	-	-	-
Mike Rogers	19	1986	8	1	0	1	0	-	-	-	-	-
Tom Roulston	23,24	1981-84	137	36	32	68	64	18	2	2	4	2
Allan Rourke	52	2008	13	0	0	0	5	-	-	-	-	-
Derek Roy	8	2015	46	11	11	22	22	-	-	-	-	-
Mathieu Roy	12, 36	2006-08	30	2	1	3	57	-	-	-	-	-
Martin Rucinsky	23	1992	2	0	0	0	0	-	-	-	-	-
Reijo Ruotsalainen	29, 26	1987,90	26	6	15	21	12	43	4	16	20	22
KRIS RUSSELL	4	2016-19	218	8	42	50	58	13	0	4	4	4
Vladimir Ruzicka	29	1990	25	11	6	17	10	-	-	-	-	-
Tony Salmelainen	42	2004	13	0	1	1	4	-	-	-	-	-
Sergei Samsonov	12	2006	19	5	11	16	6	24	4	11	15	14
Geoff Sanderson	8	2008	41	3	10	13	16	-	-	-	-	-
Terran Sandwith	38	1998	8	0	0	0	6	-	-	-	-	-
Peter Sarno	33	2004	6	1	0	1	2	-	-	-	-	-
Miroslav Satan	32, 18	1996-97	126	35	28	63	44	-	-	-	-	-
Bobby Schmautz	16	1980	29	8	8	16	20	-	-	-	-	-
Rob Schremp	44, 88	2007-09	7	0	3	3	2	-	-	-	-	-
Justin Schultz	19	2012-16	248	28	73	101	50	-	-	-	-	-
Nick Schultz	15	2011-14	128	1	16	17	58	-	-	-	-	-
Andrej Sekera	2	2015-19	221	14	63	77	42	11	1	2	3	2
Alexander Selivanov	28, 29	1999-2000	96	35	26	61	70	7	0	1	1	10
Dave Semenko	27	1980-87	454	59	77	136	976	69	6	6	12	193
Alexei Semenov	5	2003-04, 06	103	4	10	14	107	6	0	0	0	0
Anatoli Semenov	19	1990-92	116	35	38	73	42	22	6	6	12	12
Tim Sestito	62	2009	1	0	0	0	0	-	-	-	-	-
David Shaw	26	1992	12	1	1	2	8	-	-	-	-	-
Gord Sherven	8, 28	1984-86	44	11	8	19	14	-	-	-	-	-
Ron Shudra	27	1988	10	0	5	5	6	-	-	-	-	-
Risto Siltanen	8	1980-82	206	38	113	151	104	16	5	2	7	20



Trevor Sim	15	1990	3	0	1	1	2	-	-	-	-	-
Craig Simpson	18	1988-93	419	185	180	365	475	67	36	32	68	56
Dillon Simpson	79	2016-17	3	0	0	0	2	-	-	-	-	-
Jiri Slegr	28	1995-96	60	5	18	23	88	-	-	-	-	-
ANTON SLEPYSHEV	42, 58	2015-18	102	10	13	23	14	12	3	0	3	4
Ladislav Smid	5	2007-14	474	11	54	65	391	-	-	-	-	-
Dan Smith	6	2006	7	0	0	0	7	-	-	-	-	-
Doug Smith	8	1989	19	1	1	2	9	-	-	-	-	-
Geoff Smith	25	1990-94	306	11	56	67	192	12	0	1	1	6
Jason Smith	21	1999-2004, 06-07	542	31	82	113	643	45	1	8	9	49
Steve Smith	5	1985-91	385	46	172	218	1080	87	10	29	39	216
Jerred Smithson	52	2012-13	10	1	0	1	2	-	-	-	-	-
Ryan Smyth	10, 94	1995-2004, 06-07, 11-14	296	335	631	773	68	22	21	43	76	
Ken Solheim	28	1986	6	1	0	1	5	-	-	-	-	-
Roy Sommer	28	1981	3	1	0	1	7	-	-	-	-	-
Sheldon Souray	44	2008-10	144	30	46	76	199	-	-	-	-	-
Jaroslav Spacek	6	2006	31	5	14	19	24	24	3	11	14	24
Ryan Spooner	23	2018-19	25	2	1	3	2	-	-	-	-	-
Tomas Srsen	15	1991	2	0	0	0	0	-	-	-	-	-
Steve Staios	24	2002-04, 06-10	573	35	111	146	743	30	1	5	6	32
Nick Stajduhar	23	1996	2	0	0	0	4	-	-	-	-	-
Mike Stapleton	28, 25	1994-95	69	11	20	31	49	-	-	-	-	-
Yan Stastny	42	2006	3	0	0	0	0	-	-	-	-	-
Jarret Stoll	36, 16	2003-04, 06-08	286	59	106	165	238	24	4	6	10	24
Ryan Stone	32	2009-10	27	0	6	6	48	-	-	-	-	-
Zack Stortini	46	2007-11	256	14	27	41	718	-	-	-	-	-
Ryan Strome	18	2017-19	100	14	22	36	47	-	-	-	-	-
Jason Strudwick	43	2009-11	186	2	10	12	133	-	-	-	-	-
Todd Strueby	28, 25, 26	1982-84	5	0	1	1	2	-	-	-	-	-
Raimo Summanen	25	1984-87	132	30	33	63	33	10	2	5	7	0
Andy Sutton	25	2011-12	52	3	7	10	80	-	-	-	-	-
Ken Sutton	40, 6	1995-96	44	3	9	12	51	-	-	-	-	-
Brian Swanson	37	2001-03	68	4	12	16	16	-	-	-	-	-
Petr Sykora	71	2007	82	22	31	53	40	-	-	-	-	-
Danny Syvret	28, 40	2006-07	26	0	1	1	12	-	-	-	-	-
Dick Tarnstrom	23	2006,08	51	2	7	9	64	12	0	2	2	10
Colten Teubert	33	2011-12	24	0	1	1	25	-	-	-	-	-
Patrick Thoresen	28	2007-08	85	6	13	19	58	-	-	-	-	-
Scott Thornton	17, 15	1992-96	209	23	30	53	385	1	0	0	0	0
Alex Tidey	15	1980	5	0	0	0	8	-	-	-	-	-
Esa Tikkanen	14, 10	1985-93	522	178	258	436	759	114	51	46	97	171
German Titov	13	2000	7	0	4	4	4	5	1	1	2	0
Daniel Tjarnqvist	29	2007	37	3	12	15	30	-	-	-	-	-
Mike Toal	25	1980	3	0	0	0	0	-	-	-	-	-
Kevin Todd	15	1993	25	4	9	13	10	-	-	-	-	-
Raffi Torres	14	2004, 06-08	276	67	53	120	239	22	4	7	11	16
Marko Tuomainen	33	1995	4	0	0	0	0	-	-	-	-	-
Igor Ulanov	2, 55	2000-01, 04, 06	160	11	42	53	157	11	0	0	0	10
Garry Unger	77	1981-83	75	9	13	22	83	13	1	0	1	25
Shaun Van Allen	26, 20	1991, 93	23	1	4	5	6	-	-	-	-	-
Wayne Van Dorp	8	1987	3	0	0	0	25	3	0	0	0	2
Jim Vandermeer	2	2010-11	62	2	12	14	74	-	-	-	-	-
Chris Vandevelde	54	2011-13	28	1	2	3	18	-	-	-	-	-
Lubomir Visnovsky	71	2009	50	8	23	31	30	-	-	-	-	-
Vladimir Vorobiev	34	1999	2	2	0	2	2	1	0	0	0	0
Vladimir Vujtek	23	1993-94	70	5	25	30	22	-	-	-	-	-
Igor Vyazmikin	29	1991	4	1	0	1	0	-	-	-	-	-
Nathan Walker	12	2017-18	2	0	0	0	2	-	-	-	-	-
Mike Ware	34	1989-90	5	0	1	1	15	-	-	-	-	-
Mike Watt	9	1998	14	1	2	3	4	-	-	-	-	-



Doug Weight	42, 39	1993-2001	588	157	420	577	445	39	10	23	33	58
Stan Weir	21	1980-82	200	48	66	114	93	10	0	0	0	4
Brad Werenka	36, 5	1993-94	42	5	7	12	38	-	-	-	-	-
Peter White	27	1994-96	61	10	12	22	2	-	-	-	-	-
Ray Whitney	8	1998	9	1	3	4	0	-	-	-	-	-
Ryan Whitney	6	2010-12	105	8	50	58	71	-	-	-	-	-
Chris Wideman	10	2018-19	5	0	2	2	4	-	-	-	-	-
Jim Wiemer	23, 32	1988	12	1	2	3	15	2	0	0	0	2
Brad Winchester	26	2006-07	78	4	6	10	107	10	1	2	3	4
Tyler Wright	19, 12	1993-96	41	3	1	4	70	-	-	-	-	-
Bogdan Yakimov	36	2014	1	0	0	0	0	-	-	-	-	-
Nail Yakupov	64, 10	2012-16	252	50	61	111	102	-	-	-	-	-
KAILER YAMAMOTO	56	2017-19	26	1	4	5	4	-	-	-	-	-
Mike York	16	2002-04	144	40	57	97	25	6	0	2	2	2
Bryan Young	76	2007-08	17	0	0	0	10	-	-	-	-	-
Brad Zavisha	20	1994	2	0	0	0	0	-	-	-	-	-
Valeri Zelepukin	21	1998	33	2	10	12	57	8	1	2	3	2
Sergei Zholtok	34	2001	37	4	16	20	22	3	0	0	0	0
Valentin Zykov	73	2018-19	5	0	0	0	2	-	-	-	-	-





Scotiabank  
HOCKEY CLUB

Scotiabank





EDMONTON OILERS  
AT THE NHL DRAFT



## EDMONTON OILERS ENTRY DRAFT SELECTIONS

	ROUND	NO.	POS.	AGE	LAST AMATEUR CLUB
<b>1979</b>					
LOWE, Kevin	1	21	D	20	Quebec Remparts (QMJHL)
MESSIER, Mark	3	48	LW	18	St. Albert Saints (AJHL)
ANDERSON, Glenn	4	69	RW	19	University of Denver (WCHA)
KOSTOVICH, Maxwell	4	84	LW	20	Portland Winter Hawks (WHL)
TOAL, Mike	5	105	C	20	Portland Winter Hawks (WHL)
BARNES, Blair	6	126	RW	19	Windsor Spitfires (OHL)
<b>1980</b>					
COFFEY, Paul	1	6	D	19	Kitchener Rangers (OHL)
BABCOCK, Shawn	3	48	RW	18	Windsor Spitfires (OHL)
KURRI, Jari	4	69	RW	20	Jokerit (Finland)
PODDUBNY, Walt	5	90	C/LW	20	Kingston Canadians (OHL)
WINTHER, Mike	6	111	C	19	Brandon Wheat Kings (WHL)
MOOG, Andy	7	132	G	20	Billings Bighorns (WHL)
POLMAN TUIN, Rob	8	153	G	20	Michigan Tech (WCHA)
PETERSSON, Lars-Gunnar	9	174	LW	20	Lulea H.F. (Sweden)
<b>1981</b>					
FUHR, Grant	1	8	G	18	Victoria Cougars (WHL)
STRUEBY, Todd	2	29	LW	18	Regina Pats (WHL)
HOUCK, Paul	4	71	RW	18	Kelowna Buckaroos (BCJHL)
DROUILLARD, Phil	5	92	LW	18	Niagara Falls Flyers (OHL)
SMITH, Steve	6	111	RW	18	London Knights (OHL)
HABSCHEID, Marc	6	113	C	18	Saskatoon Blades (WHL)
STURGEON, Mike	8	155	D	18	Kelowna Buckaroos (BCJHL)
HORAVA, Miloslav	9	176	D	19	Czechoslovakia
SHERVEN, Gord	10	197	C	18	Weyburn Red Wings (SJHL)
<b>1982</b>					
PLAYFAIR, Jim	1	20	D	18	Portland Winter Hawks (WHL)
GRAVES, Steve	2	41	LW	18	Sault Ste. Marie Greyhounds (OHL)
LONEY, Brent	3	62	LW	18	Cornwall Royals (OHL)
POUZAR, Jaroslav	4	83	LW	31	Czechoslovakia
BOETTGER, Dwayne	5	104	D	19	Toronto Marlboros (OHL)
SUMMANEN, Raimo	6	125	L/RW	20	Keiko-Reipas (Finland)
SMALL, Brian	7	146	RW	18	Ottawa 67's (OHL)
CLARK, Dean	8	167	D	18	St. Albert Saints (AJHL)
WOOD, Ian	9	188	G	18	Penticton Knights (BCJHL)
DION, Grant	10	209	D	18	Cowichan Valley (BCJHL)
SMITH, Chris	11	230	G	20	Regina Pats (WHL)
CRAWFORD, Jeff	12	251	LW	20	Regina Pats (WHL)
<b>1983</b>					
BEUKEBOOM, Jeff	1	19	D	18	Sault Ste. Marie Greyhounds (OHL)
GOLDEN, Mike	2	40	C	18	Reading High School (US HS)
FLANAGAN, Mike	3	61	D	18	Acton-Boxboro High School (US HS)
TIKKANEN, Esa	4	82	LW/C	18	Helsinki IFK Juniors (Finland)
BARBER, Don	6	124	LW	19	Kelowna Buckaroos (WHL)
DERKATCH, Dale	7	145	C	18	Regina Pats (WHL)
VOS, Ralph	8	166	LW	18	Abbotsford Flyers (BCJHL)
ROACH, Dave	9	187	G	18	New Westminster Royals (BCJHL)
YADLOWSKI, Warren	10	208	C	17	Calgary Wranglers (WHL)
MINER, John	11	229	D	17	Regina Pats (WHL)
WOODBURN, Steve	12	250	D	19	Verdun Juniors (QMJHL)



	ROUND	NO.	POS.	AGE	LAST AMATEUR CLUB
<b>1984</b>					
ODELEIN, Selmar	1	21	D	18	Regina Pats (WHL)
REAUGH, Daryl	2	42	G	19	Kamloops Oilers (WHL)
NORMAN, Todd	3	63	C	18	Hill Murray HS (US HS)
NOVAK, Rich	4	84	RW	18	Richmond (BCJHL)
LAMBERT, Richard	5	105	LW	18	Henry Carr (Jr. B)
VIVEIROS, Emanuel	6	106	D	18	Prince Albert Raiders (WHL)
DORNIC, Ivan	6	126	LW	22	Dukla Trencin (Czech)
RIIHJARVI, Heikki	7	147	D	18	Kiekko-Espoo (Finland)
EWEN, Todd	8	168	RW	18	New Westminster Bruins (WHL)
CURTIS, Joel	10	209	LW	18	Oshawa Generals (OHL)
WHEELDON, Simon	11	229	C	18	Victoria Cougars (WHL)
GANI, Darren	12	250	D	19	Belleville Bulls (OHL)
<b>1985</b>					
METCALFE, Scott	1	20	LW	18	Kingston Canadians (OHL)
CARNELLEY, Todd	2	41	D	18	Kamloops Blazers (WHL)
WARE, Mike	3	62	D	18	Hamilton Steelhawks (OHL)
KAPUSTA, Tomas	5	104	C	18	Gottwaldov (Czech)
TESSIER, Brian	6	125	G	18	North Bay Centennials (OHL)
TYERS, Shawn	7	146	RW	18	Kitchener Rangers (OHL)
FAIRFIELD, Tony	8	167	RW	17	St. Albert Saints (AJHL)
BUCHBERGER, Kelly	9	188	LW	18	Moose Jaw Warriors (WHL)
BARBE, Mario	10	209	D	18	Chicoutimi Saguenens (QMJHL)
HEADON, Peter	11	230	C	18	Notre Dame High School (SJHL)
HALEY, John	12	251	G	18	Hull High School (US HS)
<b>1986</b>					
ISSEL, Kim	1	21	RW	18	Prince Albert Raiders (WHL)
NICHOLS, Jamie	2	42	LW	18	Portland Winter Hawks (WHL)
SHUDRA, Ron	3	63	D	18	Kamloops Blazers (WHL)
CURRIE, Dan	4	84	LW	18	Sault Ste. Marie Greyhounds (OHL)
HAAS, David	5	105	LW	18	London Knights (OHL)
ENNIS, Jim	6	126	D	18	Boston University Terriers (HE)
MATULIK, Ivan	7	147	LW	18	Slovan Bratislava (Czech)
BEAULIEU, Nicolas	8	168	LW	18	Drummondville Voltigeurs (QMJHL)
GREENLAY, Mike	9	189	G	17	Calgary Midgets "AAA"
LANZA, Matt	10	210	D	18	Winthrop High School (US HS)
BOZIK, Mojmir	11	231	D	24	Kosice (Czechoslovakia)
HAND, Tony	12	252	C	18	Murrayfield Racers (Scotland)
<b>1987</b>					
SOBERLAK, Peter	1	21	LW	18	Swift Current Broncos (WHL)
WERENKA, Brad	2	42	D	18	Northern Michigan U (WCHA)
SMITH, Geoff	3	63	D	18	St. Albert Saints (AJHL)
ERIKSSON, Peter	4	64	LW	21	HV 71 (Sweden)
Van ALLEN, Shaun	5	105	C	19	Saskatoon Blades (WHL)
TOUPAL, Radek	6	126	RW	19	Ceske Motor Budejovice (Czech)
SRSEN, Tomas	7	147	LW	19	Zetr Brno (Czech)
ELLINGSEN, Age	8	168	D	24	Storhamer (Norway)
ARMSTRONG, Gavin	9	189	G	18	RPI Engineers (ECAC)
TINKHAM, Mike	10	210	RW	18	Newburyport High School (US HS)
PAULETTI, Jeff	11	231	D	18	U of Minnesota (WCHA)
DUUS, Jesper	12	241	D	19	Rodoure SK (Denmark)
VYAZMIKIN, Igor	12	252	RW/LW	19	Central Red Army (USSR)



	ROUND	NO.	POS.	AGE	LAST AMATEUR CLUB
<b>1988</b>					
LEROUX, Francois	1	19	D	18	St. Jean Castors (QMJHL)
KOIVUNEN, Petro	2	39	C	18	K-Espoo (Finland)
SIM, Trevor	3	53	C	18	Seattle Thunderbirds (WHL)
BAUER, Collin	3	61	D	17	Saskatoon Blades (WHL)
BRAUER, Cam	4	82	D	18	RPI Engineers (ECAC)
MARTIN, Don	5	103	LW	20	London Knights (OHL)
BARRIE, Len	6	124	RW	19	Victoria Cougars (WHL)
GLOVER, Mike	7	145	RW	19	Sault Ste. Marie Greyhounds (OHL)
PODEIN, Shjon	8	166	C	20	U of Minnesota-Duluth (WCHA)
COLE, Tim	9	187	G	19	Woburn H.S. (US HS)
ZUBKOV, Vladimir	10	208	D	30	Central Red Army (USSR)
MacDONALD, Darin	11	229	LW	18	Boston University (HE)
TISDALE, Tim	12	250	C	20	Swift Current Broncos (WHL)
<b>1989</b>					
SOULES, Jason	1	15	D	18	Niagara Falls Thunder (OHL)
BORGÓ, Richard	2	36	RW	18	Kitchener Rangers (OHL)
BERANEK, Josef	4	78	C	19	Litvinov (Czech)
WHITE, Peter	5	92	LW	20	Michigan State University (CCHA)
SEMOV, Anatoli	6	120	C	27	Moscow Dynamo (USSR)
PAYNE, Davis	7	140	LW	18	Michigan Tech University (WCHA)
YASHIN, Sergei	7	141	LW	27	Moscow Dynamo (USSR)
MARTINI, Darcy	8	162	D	20	Michigan Tech University (WCHA)
BOZEK, Roman	11	225	RW	25	Budejovice (Czech)
<b>1990</b>					
ALLISON, Scott	1	17	C	18	Prince Albert Raiders (WHL)
LEGAULT, Alexandre	2	38	RW	18	Boston University (HE)
CROWLEY, Joe	3	59	LW	18	Lawrence Academy (US HS)
BLAIN, Joel	4	67	LW	18	Hull Olympiques (QMJHL)
LOUDER, Greg	5	101	G	18	Cushing Academy (US HS)
SAILYNOJA, Keijo	6	122	LW	20	Jokerit (Finland)
POWER, Mike	7	143	G	19	Western Michigan U (CCHA)
MEJZLIK, Roman	8	164	LW/C	22	Dukla Jihlava (Czech)
ZEMLICKA, Richard	9	185	LW/RW	26	Sparta Praha (Czech)
KORINEK, Petr	10	206	C	24	Skoda Plzen (Czech)
NUUTINEN, Sami	12	248	D	19	K-Espoo (Finland)
<b>1991</b>					
WRIGHT, Tyler	1	12	C	18	Swift Current Broncos (WHL)
RUCINSKY, Martin	1	20	LW	20	Litvinov (Czech)
VERNER, Andrew	2	34	G	18	Peterborough Petes (OHL)
BREEN, George	3	56	RW	17	Cushing Academy (US HS)
NOBILI, Mario	4	78	LW	20	Longueuil (QMJHL)
HAGGERTY, Ryan	5	93	C	18	Westminster (US HS)
OLIVER, David	7	144	RW	20	U of Michigan (CCHA)
KITCHING, Gary	8	166	C	20	Thunder Bay (USJHL)
BARLIE, Vegar	10	210	RW	18	Valerengen (Norway)
BELOSHEIKEN, Evgeny	11	232	G	25	Central Red Army (USSR)
RIIHJARVI, Juha	12	254	RW	21	Oulu Karpat (Finland)
<b>1992</b>					
HULBIG, Joe	1	13	LW	18	St. Sebastian's (US HS)
REICHEL, Martin	2	37	RW	18	Freiburg (Germany)
ROY, Simon	3	61	D	18	Shawinigan Cataractes (QMJHL)
MALTBY, Kirk	3	65	RW	19	Owen Sound Platers (OHL)
INTRANUOVO, Ralph	4	96	C	18	Sault Ste. Marie Greyhounds (OHL)
GAGE, Joaquin	5	109	G	18	Portland Winter Hawks (WHL)



	ROUND	NO.	POS.	AGE	LAST AMATEUR CLUB
GIBSON, Steve	7	157	LW	19	Windsor Spitfires (OHL)
SHIM, Kyuin	8	181	RW	18	Sherwood Park Crusaders (AJHL)
SCHMIDT, Colin	8	190	C	18	Regina Midgets (Midget)
TUOMAINEN, Marko	9	205	RW	20	Clarkson University (ECAC)
RASMUSSEN, Bryan	11	253	LW	18	St. Louis Park (US HS)

### 1993

ARNOTT, Jason	1	7	C	18	Oshawa Generals (OHL)
STAJDUHAR, Nick	1	16	D	18	London Knights (OHL)
VYBORNÝ, David	2	33	C	18	Sparta Praha (Czech Republic)
PADEN, Kevin	3	59	C	18	Detroit Jr. Red Wings (OHL)
KERCH, Alexander	3	60	RW	26	Dynamo Riga (CIS)
SATAN, Miroslav	5	111	C	18	Dukla Trencin (Slovakia)
ZHURIK, Alexander	7	163	D	18	Dynamo Minsk (CIS)
BAKULA, Martin	8	189	D	23	U of Alaska-Anchorage (WCHA)
NORTON, Brad	9	215	D	18	Cushing Academy (US HS)
MALTSEV, Oleg	10	241	LW	30	Chelyabinsk (CIS)
BYAKIN, Ilja	11	267	D	30	Landshut (Germany)

### 1994

BONSIGNORE, Jason	1	4	C	18	Niagara Falls Thunder (OHL)
SMYTH, Ryan	1	6	LW	18	Moose Jaw Warriors (WHL)
WATT, Mike	2	32	LW	18	Stratford (OHA Jr. B)
NEILSON, Corey	3	53	D	17	North Bay Centennials (OHL)
SYMES, Brad	3	60	D	18	Portland Winter Hawks (WHL)
COPELAND, Adam	4	79	RW	18	Burlington (OHA Jr. B)
TARVAINEN, Jussi	4	95	C	18	KaIPA Kuopio (Finland)
GASKINS, Jon	5	110	D	18	Dubuque (USJHL)
MARCHANT, Terry	6	136	LW	18	Niagara (NAJHL)
SHEPTAK, Curtis	7	160	LW	19	Olds Grizzlies (AJHL)
SHULGA, Dimitrius	7	162	RW	18	Tivali Minsk (CIS)
WICKENHEISER, Chris	7	179	G	18	Red Deer Rebels (WHL)
GUINN, Rob	8	185	D	18	Newmarket Royals (OHL)
REID, Jason	8	188	D	18	St. Andrew's (CHS)
JABLONSKI, Jeremy	9	214	G	19	Victoria Cougars (WHL)
BENYSEK, Ladislav	11	266	D	19	Olomouc (Czech)

### 1995

KELLY, Steve	1	6	C	18	Prince Albert Raiders (WHL)
LARAQUE, Georges	2	31	RW	18	St. Jean Lynx (QMJHL)
ZIB, Lukas	3	57	D	18	HC Ceske Budejovice (Czech)
MINARD, Mike	4	83	G	18	Chilliwack Chiefs (BCJHL)
SNOPEK, Jan	5	109	D	19	Oshawa Generals (OHL)
CERVEN, Martin	7	161	C	18	Dukla Trencin Jrs. (Slovakia)
DOUGLAS, Stephen	8	187	D	18	Niagara Falls Thunder (OHL)
ANTONIN, Jiri	9	213	D	19	HC Pardubice Jrs. (Czech)

### 1996

DEVEREAUX, Boyd	1	6	C	18	Kitchener Rangers (OHL)
DESCOTEAUX, Matthieu	1	19	D	18	Shawinigan Cataractes (QMJHL)
HAJT, Chris	2	32	D	18	Guelph Storm (OHL)
POTI, Tom	3	59	D	19	Cushing Academy (US HS)
URICK, Brian	5	114	RW	19	U of Notre Dame (CCHA)
RANDALL, Bryan	6	141	C	17	Medicine Hat Tigers (WHL)
BERNIER, David	7	168	C	18	St-Hyacinthe Laser (QMJHL)
LAFRANCE, Brandon	7	170	RW	19	Ohio State U (CCHA)
PISANI, Fernando	8	195	C	19	St. Albert Saints (AJHL)
HULTBERG, John	9	221	G	19	Kingston Frontenacs (OHL)





	ROUND	NO.	POS.	AGE	LAST AMATEUR CLUB
<b>1997</b>					
RIESEN, Michel	1	14	C	18	Biel (Switzerland)
DOVIGI, Patrick	2	41	G	17	Erie Otters (OHL)
YERKOVICH, Sergei	3	68	D	22	Las Vegas Thunder (IHL)
ELOFSSON, Jonas	4	94	D	18	Farjestad Karlstad (Sweden)
CHIMERA, Jason	5	121	C	18	Medicine Hat Tigers (WHL)
SARNO, Peter	6	141	C	17	Windsor Spitfires (OHL)
BOLIBRUCK, Kevin	7	176	D	20	Peterborough Petes (OHL)
HINZ, Chad	7	187	C	18	Moose Jaw Warriors (WHL)
KERR, Chris	8	205	D	18	Sudbury Wolves (OHL)
FOMITCHEV, Alexandre	9	231	G	18	St. Albert Saints (AJHL)
<b>1998</b>					
HENRICH, Michael	1	13	RW	18	Barrie Colts (OHL)
HENRY, Alex	3	67	D	18	London Knights (OHL)
HORCOFF, Shawn	4	99	C	20	Michigan State (CCHA)
ANTILA, Kristian	4	113	G	18	Ilves Tampere (Finland)
ELLIOTT, Paul	5	128	D	18	Medicine Hat Tigers (WHL)
SMIRNOV, Oleg	5	144	LW	18	Elektrostal (Russia)
ETTINGER, Trevor	6	159	D	17	Cape Breton Screaming Eagles (QMJHL)
MORRISON, Michael	7	186	G	18	Exeter (US HS)
LEFEBVRE, Christian	8	213	D	20	Baie-Comeau Drakkar (QMJHL)
SPIRIDONOV, Maxim	9	241	RW	20	London Knights (OHL)
<b>1999</b>					
RITA, Jani	1	13	RW	17	Jokerit Helsinki (Finland)
SEMENOV, Alexei	2	36	D	18	Sudbury Wolves (OHL)
SALMELAINEN, Tony	2	41	LW	17	HIFK Helsinki Jrs. (Finland)
HAUSER, Adam	3	81	G	19	U of Minnesota (WCHA)
COMRIE, Mike	3	91	C	18	U of Michigan (CCHA)
FAUTEUX, Jonathan	5	139	D	18	Les Foreurs De Val-D'Or (QMJHL)
LEGG, Chris	6	171	C	19	London Jr. B (OHA)
CHARTIER, Christian	7	199	D	18	Saskatoon Blades (WHL)
GROSCHL, Tomas	9	256	F	18	Hungarian National Team (Intl)
<b>2000</b>					
MIKHNOV, Alexei	1	17	LW	17	Yaroslavl 2 (Russia)
WINCHESTER, Brad	2	35	C/LW	19	U of Wisconsin (WCHA)
LIUBIMOV, Alexander	3	83	D	20	Samara (Russia)
DICKENSON, Lou	4	113	C/LW	17	Mississauga Ice Dogs (OHL)
FLACHE, Paul	5	152	D	18	Brampton Battalion (OHL)
NORRIE, Shaun	6	184	RW	17	Calgary Hitmen (WHL)
CULLEN, Joe	7	211	C/LW	19	Colorado College (WCHA)
LOMBARDI, Matthew	7	215	C	18	Les Tigres de Victoriaville (QMJHL)
PLATT, Jason	8	247	D	19	Omaha Lancers (USHL)
MURATOV, Evgeny	9	274	LW	19	Neftechimik (Russia)
<b>2001</b>					
HEMSKY, Ales	1	13	RW	17	Hull Olympiques (QMJHL)
LYNCH, Doug	2	43	D	18	Red Deer Rebels (WHL)
CARON, Ed	2	52	LW	19	Phillips-Exeter (USHS)
SMITH, Kenny	3	84	D	18	Harvard U (ECAC)
MARKKANEN, Jussi	5	133	G	26	Tappara Tampere (Finland)
BRENK, Jake	5	154	C	19	Breck (US HS)
SVENSK, Mikael	6	185	D	18	Frolunda Jrs. (Finland)
BAUM, Dan	7	215	C/LW	18	Prince George Cougars (WHL)
HAAKANA, Kari	8	248	D	27	Jokerit Helsinki (Finland)
PISA, Ales	9	272	D	24	HC Pardubice (Czech Republic)
STEPHENSON, Shay	9	278	LW	17	Red Deer Rebels (WHL)



	ROUND	NO.	POS.	AGE	LAST AMATEUR CLUB
<b>2002</b>					
NIINIMAKI, Jesse	1	15	C	18	Ilves Tampere (Finland)
DESLAURIERS, Jeff	2	31	G	18	Chicoutimi Saguenéens (QMJHL)
STOLL, Jarret	2	36	C	19	Kootenay Ice (WHL)
GREENE, Matt	2	44	D	19	Green Bay Gamblers (USHL)
RADUNSKIE, Brock	3	79	LW	19	Michigan State (CCHA)
KOLTISOV, Ivan	4	106	D	18	Cherepovets (Russia)
ALMTORP, Jonas	4	111	C	18	Modo Jrs. (Sweden)
FISHER, Glenn	5	148	G	19	Ft. Saskatchewan Traders (AJHL)
LUOMA, Mikko	6	181	D	26	Tappara Tampere (Finland)
DUFORT, Jean-Francois	7	205	LW	20	Cape Breton Screaming Eagles (QMJHL)
MURPHY, Patrick	7	211	LW	18	Newmarket Hurricanes (OPJHL)
HELMINEN, Dwight	8	244	C	19	U of Michigan (CCHA)
MICKA, Tomas	8	245	W	19	Slavia Jrs. (Czech Republic)
JOHANSSON, Fredrik	9	274	C	18	Frolunda Jrs. (Sweden)
<b>2003</b>					
POULIOT, Marc-Antoine	1	22	C	18	Rimouski Oceanic (QMJHL)
McDONALD, Colin	2	51	RW	18	New England Jr. Coyotes (EJHL)
JACQUES, Jean-Francois	2	68	LW	18	Baie Comeau Drakkar (QMJHL)
JOUKOV, Mishail	3	72	C/W	18	Arboga (Sweden)
STORTINI, Zachery	3	94	RW	17	Sudbury Wolves (OHL)
OLSSON, Kalle	5	147	W	18	Frolunda Jrs. (Sweden)
ROHLFS, David	5	154	RW	19	Compuware Ambassadors (NAHL)
UMICEVIC, Dragan	6	184	LW	18	Sodertalje SK (Sweden)
BRODZIAK, Kyle	7	214	C	19	Moose Jaw Warriors (WHL)
ROY, Mathieu	7	215	D	19	Val D'Or Foreurs (QMJHL)
HRABAL, Josef	8	248	D	17	Vsetin Jrs. (Czech Republic)
BODIE, Troy	9	278	RW	18	Kelowna Rockets (WHL)
<b>2004</b>					
DUBNYK, Devan	1	14	G	18	Kamloops Blazers (WHL)
SCHREMP, Rob	1	25	C	17	London Knights (OHL)
TESLYUK, Roman	2	44	D	18	Kamloops Blazers (WHL)
PAUKOVICH, Geoff	2	57	LW	18	U.S. National Under-18 Team
REDDOX, Liam	4	112	LW	18	Peterborough Petes (OHL)
YOUNG, Bryan	5	146	D	17	Peterborough Petes (OHL)
GORDICHUK, Max	6	177	D	18	Kamloops Blazers (WHL)
GOULET, Stephane	7	208	RW	18	Quebec Remparts (QMJHL)
SPURGEON, Tyler	8	242	C	18	Kelowna Rockets (WHL)
BJURLING, Bjorn	9	274	G	24	Djurgardens IF Stockholm (Sweden)
<b>2005</b>					
COGLIANO, Andrew	1	25	C	18	St. Michael's (OPJHL)
CHORNEY, Taylor	2	36	D	18	Shattuck-St. Mary's (USHS)
SYVRET, Danny	3	81	D	20	London Knights (OHL)
DEE, Robby	3	86	C/W	18	Breck (USHS)
VANDE VELDE, Chris	4	97	C	18	Moorhead (USHS)
TRUKHNO, Viatcheslav	4	120	C	18	Prince Edward Island Rocket (QMJHL)
PETTERSSON, Fredrik	5	157	LW	18	Frolunda Jr. (Sweden)
GLASSER, Matthew	7	220	LW	18	Fort McMurray Oil Barons (AJHL)
<b>2006</b>					
PETRY, Jeff	2	45	D	18	Des Moines (USHL)
PECKHAM, Theo	3	75	D	18	Owen Sound Attack (OHL)
PITTON, Bryan	5	133	G	18	Brampton Battalion (OHL)
WILD, Cody	5	140	D	19	Providence U (HEA)
BUMAGIN, Alexander	6	170	W	19	Lada Togliatti (Russia)



	ROUND	NO.	POS.	AGE	LAST AMATEUR CLUB
<b>2007</b>					
GAGNER, Sam	1	6	C	17	London Knights (OHL)
PLANTE, Alex	1	15	D	18	Calgary Hitmen (WHL)
NASH, Riley	1	21	C	18	Salmon Arm (BCHL)
OMARK, Linus	4	97	W	20	Lulea HF (Sweden)
KYTNAR, Milan	5	127	C	18	Topolcany (Slovak 2)
QUIST, William	6	157	W	17	Tingsryd (Sweden 3)
<b>2008</b>					
EBERLE, Jordan	1	22	C	18	Regina Pats (WHL)
MOTIN, Johan	4	103	D	18	Bofors (Sweden 2)
CORNET, Philippe	5	133	LW	18	Rimouski Oceanic (QMJHL)
HARTIKAINEN, Teemu	6	163	C	18	Kalpa Jrs. (Finland Jr.)
BENDFELD, Jordan	7	193	D	20	Medicine Hat Tigers (WHL)
<b>2009</b>					
PAAJARVI-SVENSSON, Magnus	1	10	W	18	Timra (Sweden)
LANDER, Anton	2	40	C	18	Timra (Sweden)
HESKETH, Troy	3	71	D	18	Minnetonka (US HS)
ABNEY, Cameron	3	82	W	18	Everett (WHL)
BIGOS, Kyle	4	99	D	20	Vernon (BCHL)
RAJALA, Toni	4	101	W	18	Ilves (Finland Jr.)
ROY, Olivier	5	133	G	18	Cape Breton (QMJHL)
<b>2010</b>					
HALL, TAYLOR	1	1	LW	18	Windsor (OHL)
PITLICK, TYLER	2	31	C	18	Minnesota State (WCHA)
MARINCIN, MARTIN	2	46	D	18	Slovakia U20
HAMILTON, CURTIS	2	48	LW	18	Saskatoon (WHL)
MARTINDALE, RYAN	3	61	C	18	Ottawa (OHL)
BLAIN, JEREMIE	4	91	D	18	Acadie-Bathurst (QMJHL)
BUNZ, TYLER	5	121	G	18	Medicine Hat (WHL)
DAVIDSON, BRANDON	6	162	D	18	Regina (WHL)
CZERWONKA, DREW	6	166	LW	18	Kootenay (WHL)
PELSS, KRISTIANS	7	181	LW	17	Latvia
JONES, KELLEN	7	202	RW	19	Vernon (BCHL)
<b>2011</b>					
NUGENT-HOPKINS, RYAN	1	1	C	18	Red Deer (WHL)
KLEFBOM, OSCAR	1	19	D	17	Farjestads (SEL)
MUSIL, DAVID	2	31	D	18	Vancouver (WHL)
PERHONEN, SAMU	3	62	G	18	JYP Jr. (FNL)
EWANYK, TRAVIS	3	74	LW	18	Edmonton (WHL)
SIMPSON, DILLON	4	92	D	18	U of North Dakota (NCAA)
RIEDER, TOBIAS	5	114	C	18	Kitchener (OHL)
GERNAT, MARTIN	5	122	D	18	Kosice Jr. (SVK)
TUOHIMAA, FRANS	7	182	G	19	Jokerit Jr. (FNL)
<b>2012</b>					
YAKUPOV, NAIL	1	1	RW	18	Sarnia (OHL)
MOROZ, MITCHELL	2	32	LW	18	Edmonton (WHL)
KHAIRA, JUJHAR	3	63	LW	18	Prince George (BCHL)
ZHARKOV, DANIIL	3	91	LW	18	Belleville (OHL)
GUSTAFSSON, ERIK	4	93	D	20	Djurgardens (SEL)
LALEGGIA, JOEY	5	123	D	19	University of Denver (WCHA)
MCCARRON, JOHN	6	153	LW	20	Cornell University (NCAA)



	ROUND	NO.	POS.	AGE	LAST AMATEUR CLUB
<b>2013</b>					
NURSE, DARNELL	1	7	D	18	Sault Ste. Marie Greyhounds (OHL)
ROY, MARC-OLIVIER	2	56	RW	18	Blainville-Boisbriand Armada (QMJHL)
YAKIMOV, BOGDAN	3	83	C	18	Reaktor Nizhnekamsk (VHL)
SLEPYASHEV, ANTON	3	88	LW	19	Ufa (KHL)
HOUCK, JACKSON	4	94	RW	18	Vancouver Giants (WHL)
PLATZER, KYLE	4	96	C	18	London (OHL)
MUIR, AIDAN	4	113	LW	18	Victory Honda U18 Midget (MWEHL)
CAMPBELL, EVAN	5	128	LW	20	Langley Rivermen (BCHL)
BETKER, BEN	6	158	D	18	Everett Silvertips (WHL)
CHASE, GREG	7	188	C	18	Calgary Hitmen (WHL)
<b>2014</b>					
DRAISAITL, LEON	1	3	C	18	Prince Albert Raiders (WHL)
LAGESSON, WILLIAM	4	91	D	18	Frolunda Jr. (SWE)
NAGELVOORT, ZACH	4	111	G	20	University of Michigan (BIG-10)
COUGHLIN, LIAM	5	130	LW	19	Vernon Vipers (BCHL)
VESEL, TYLER	6	153	C	20	Omaha Lancers (USHL)
BOUCHARD, KEVEN	7	183	G	18	Val d'Or Foreurs (QMJHL)
<b>2015</b>					
MCDAVID, CONNOR	1	1	C	18	Erie Otters (OHL)
JONES, CALEB	4	117	D	18	U.S. National Under-18 Team
BEAR, ETHAN	5	124	D	18	Seattle Thunderbirds (WHL)
MARINO, JOHN	6	154	D	18	South Shore Kings (USHL Pr)
SVOBODA, MIROSLAV	7	208	G	18	Trinec Ocerlari (Czech Republic)
PAIGIN, ZIYAT	8	209	D	20	Kazan Ak-Bars (KHL)
<b>2016</b>					
PULIJJARVI, JESSE	1	4	RW	18	Karpat (FIN)
BENSON, TYLER	2	32	LW	18	Vancouver (WHL)
NIEMELAINEN, MARKUS	3	63	D	18	Saginaw (OHL)
CAIRNS, MATTHEW	3	84	D	18	Georgetown (OJHL)
BERGLUND, FILIP	3	91	D	19	Skelleftea Jr. (SWE-JR.)
WELLS, DYLAN	5	123	G	18	Peterborough (OHL)
MCPHEE, GRAHAM	5	149	LW	17	U.S. National Under-18 Team
RASANEN, AAPELI	6	153	C	18	Tappara Jr. (FIN-JR.)
DESHARNAIS, VINCENT	7	183	D	20	Providence (H-EAST)
<b>2017</b>					
YAMAMOTO, KAILER	1	22	RW	18	Spokane (WHL)
SKINNER, STUART	3	78	G	18	Lethbridge (WHL)
SAMORUKOV, DIMITRI	3	84	D	18	Guelfh (OHL)
SAFIN, OSTAP	4	115	RW	18	Sparta (CZE-JR.)
MAKSIMOV, KIRILL	5	146	RW	18	Niagara (OHL)
BRIND'AMOUR, SKYLER	6	177	C	18	Selects Hockey Academy
KEMP, PHILIP	7	208	D	18	U.S. National Under-18 Team
<b>2018</b>					
BOUCHARD, EVAN	1	10	D	18	London (OHL)
MCLEOD, RYAN	2	40	C	18	Mississauga (OHL)
RODRIGUE, OLIVIER	2	62	G	18	Drummondville (QMJHL)
KESSELRING, MICHAEL	6	164	D	18	New Hampshire (USMAAAE)
SIKANEN, PATRIK	7	195	LW	18	Blues Jr. (FIN-JR.)



2019

BROBERG, PHILIP	1	8	D	18	Skelleftea Jr. (SWE-JR.)
LAVOIE, RAPHAEL	2	38	RW	18	Halifax (QMJHL)
KONOVALOV, ILYA	3	85	G	20	Yaroslavl (KHL)
BLUMEL, MATEJ	4	100	RW	19	Waterloo (USHL)
MAZURA, TOMAS	6	162	C	18	Kimball Union (USHS)
DENEZHKIN, MAXIM	7	193	C	18	Yaroslavl Jr. (MHL)





EDMONTON OILERS  
YEAR-BY-YEAR RESULTS  
AND STATISTICS



# EDMONTON OILERS 1979-80 RESULTS & STATISTICS

COACH	REGULAR SEASON							PLAYOFFS				
	GP	W	L	T	PTS	GF	GA	GP	W	L	GF	GA
Glen Sather	80	28	39	13	69	301	322	3	0	3	6	12

4th Smythe Division, 16th Overall. Playoffs: Lost Preliminary Round 3-0 vs. Philadelphia.

PLAYER	REGULAR SEASON							PLAYOFFS						
	GP	G	A	PTS	PIM	+/-	SOG	GP	G	A	PTS	PIM	+/-	SOG
Wayne Gretzky	79	51	86	137	21	14	284	3	2	1	3	0	-3	8
Blair MacDonald	80	46	48	94	6	0	266	3	0	3	3	0	0	6
Stan Weir	79	33	33	66	40	5	129	3	0	0	0	2	-3	2
Brett Callighen	59	23	35	58	72	-5	159	3	0	2	2	0	-2	1
Dave Lumley	80	20	38	58	138	16	145	3	1	0	1	12	-4	7
Don Murdoch	(NJR)	56	23	19	42	16	-13	143	-	-	-	-	-	-
	(EDM)	10	5	2	7	4	0	35	3	2	0	2	0	-1
	(TOT)	66	28	21	49	20	-13	178	3	2	0	2	0	-1
Dave Hunter	80	12	31	43	103	7	109	3	0	0	0	7	-4	5
Doug Hicks	78	9	31	40	52	18	122	3	0	0	0	2	-6	7
X-Ron Chipperfield	67	18	19	37	24	-14	129	-	-	-	-	-	-	-
Risto Siltanen	64	6	29	35	26	-9	116	2	0	0	0	2	0	3
Mark Messier	75	12	21	33	120	-9	113	3	1	2	3	2	2	11
Pat Price	75	11	21	32	134	4	95	3	0	0	0	11	0	5
Kevin Lowe	64	2	19	21	70	3	86	3	0	1	1	0	0	3
Don Ashby	(COL)	11	0	1	1	4	-3	10	-	-	-	-	-	-
	(EDM)	18	10	9	19	0	3	31	3	0	0	0	0	2
	(TOT)	29	10	10	20	4	0	41	3	0	0	0	0	2
X-Cam Connor	38	7	13	20	136	2	44	-	-	-	-	-	-	-
X-Bobby Schmautz	29	8	8	16	20	-4	46	-	-	-	-	-	-	-
Al Hamilton	31	4	15	19	20	-1	34	1	0	0	0	0	0	2
Lee Fogolin Jr.	80	5	10	15	104	-10	90	3	0	0	0	4	-5	3
Dave Semenko	67	6	7	13	135	-14	43	3	0	0	0	2	1	0
Colin Campbell	72	2	11	13	196	-19	80	3	0	0	0	11	1	3
Bill Flett	20	5	2	7	2	-16	26	-	-	-	-	-	-	-
Peter Driscoll	39	1	5	6	54	-10	23	3	0	0	0	0	-1	1
X-Dan Newman	10	3	1	4	0	-1	16	-	-	-	-	-	-	-
Kari Makkonen	9	2	2	4	0	-2	11	-	-	-	-	-	-	-
Ron Low (G)	(QUE)	15	0	2	2	0	n/a	n/a	-	-	-	-	-	-
	(EDM)	11	0	1	1	0	n/a	n/a	3	0	0	0	0	n/a
	(TOT)	26	0	3	3	0	n/a	n/a	3	0	0	0	0	n/a
Jim Corsi (G)	26	0	3	3	6	n/a	n/a	-	-	-	-	-	-	-
Ed Mio (G)	34	0	1	1	4	n/a	n/a	-	-	-	-	-	-	-
John Bednarski	1	0	0	0	0	0	2	-	-	-	-	-	-	-
Bob Dupuis (G)	1	0	0	0	0	n/a	n/a	-	-	-	-	-	-	-
Ron Carter	2	0	0	0	0	0	0	-	-	-	-	-	-	-
Mike Forbes	2	0	0	0	0	-4	3	-	-	-	-	-	-	-
Bryon Baltimore	2	0	0	0	4	4	2	-	-	-	-	-	-	-
Jim Harrison	3	0	0	0	0	-1	3	-	-	-	-	-	-	-
Mike Toal	3	0	0	0	0	0	1	-	-	-	-	-	-	-
Ron Areshenkoff	4	0	0	0	0	-4	3	-	-	-	-	-	-	-
Alex Tidey	5	0	0	0	8	-3	4	-	-	-	-	-	-	-
Don Cutts (G)	6	0	0	0	6	n/a	n/a	-	-	-	-	-	-	-
Poul Popiel	10	0	0	0	0	-5	12	-	-	-	-	-	-	-
Wayne Bianchin	11	0	0	0	7	-4	7	-	-	-	-	-	-	-
Dave Dryden (G)	14	0	0	0	0	n/a	n/a	-	-	-	-	-	-	-
Bench	-	-	-	-	18	-	-	-	-	-	-	0	-	-

GOALTENDER	REGULAR SEASON							PLAYOFFS											
	GP	MNS	GA	SO	GAA	SOG	SV%	W	L	T	GP	MNS	GA	GAA	SOG	SV%	W	L	
Ed Mio	34	1706	120	1	4.22	907	0.868	9	13	5	-	-	-	-	-	-	-	-	
Ron Low	(QUE)	15	826	51	0	3.71	441	0.884	5	7	2	-	-	-	-	-	-	-	
	(EDM)	11	650	37	0	3.42	359	0.897	8	2	1	3	212	12	3.40	127	0.905	0	3
	(TOT)	26	1476	88	0	3.58	800	0.890	13	9	3	3	212	12	3.40	127	0.905	0	3
Don Cutts	6	269	16	0	3.57	142	0.887	1	2	1	-	-	-	-	-	-	-	-	
Jim Corsi	26	1360	83	0	3.66	659	0.874	8	14	3	-	-	-	-	-	-	-	-	
Bob Dupuis	1	60	4	0	4.05	35	0.886	0	1	0	-	-	-	-	-	-	-	-	
Dave Dryden	14	741	53	0	4.29	351	0.849	2	7	3	-	-	-	-	-	-	-	-	
Empty net goals	-	-	9	-	-	-	-	-	-	-	-	-	-	-	-	-	-	-	-

X - Denotes did not finish the season with the Oilers

## GAME-BY-GAME RESULTS

#	DATE	OPP	SCORE			RECORD													
			GF	GA	RES	W	L	T											
1	0.10	@CHI	2	4	L	0	1	0											
2	0.13	DET	3	3	T	0	1	1											
3	0.14	VAN	4	4	T	0	1	2											
4	0.19	QUE	6	3	W	1	1	2											
5	0.21	MNS	5	5	T	1	1	3											
6	0.23	@NYI	3	3	T	1	1	4											
7	0.24	@NYR	2	10	L	1	2	4											
8	0.26	@ATL	3	7	L	1	3	4											
9	0.28	WSH	4	6	L	1	4	4											
10	0.30	@STL	1	2	L	1	5	4											
11	N.2	NYI	7	5	W	2	5	4											
12	N.4	BOS	1	2	L	2	6	4											
13	N.7	@DET	3	5	L	2	7	4											
14	N.8	@BOS	2	4	L	2	8	4											
15	N.11	TOR	3	6	L	2	9	4											
16	N.13	@WSH	5	3	W	3	9	4											
17	N.15	@PHI	3	5	L	3	10	4											
18	N.17	@HFD	0	4	L	3	11	4											
19	N.18	@BUF	7	9	L	3	12	4											
20	N.21	@TOR	4	4	T	3	12	5											
21	N.24	PHI	2	2	T	3	12	6											
22	N.28	CHI	4	2	W	4	12	6											
23	N.30	NYI	5	3	W	5	12	6											
24	D.5	@MNS	1	6	L	5	13	6											
25	D.7	@WPG1	3	8	L	5	14	6											
26	D.9	HFD	3	0	W	6	14	6											
27	D.12	ATL	5	5	T	6	14	7											
28	D.14	MTL	5	3	W	7	14	7											
29	D.16	WPG1	3	4	L	7	15	7											
30	D.19	DET	4	6	L	7	16	7											
31	D.21	@COL	4	5	L	7	17	7											
32	D.22	@LAK	3	9	L	7	18	7											
33	D.26	COL	4	3	W	8	18	7											
34	D.28	@VAN	5	3	W	9	18	7											
35	D.30	QUE	1	2	L	9	19	7											
36	J.2	HFD	3	3	T	9	19	8											
37	J.5	LAK	3	3	T	9	19	9											
38	J.7	@MTL	3	4	L	9	20	9											
39	J.9	@QUE	2	3	L	9	21	9											
40	J.11	NYR	2	6	L	9	22	9											
41	J.13	BUF	6	5	W	10	22	9											
42	J.16	@WSH	5	2	W	11	22	9											
43	J.17	@BOS	1	7	L	11	23	9											
44	J.19	@PIT	5	2	W	12	23	9											
45	J.20	@BUF	4	4	T	12	23	10											
46	J.23	PIT	4	3	W	13	23	10											
47	J.26	TOR	8	3	W	14	23	10											
48	J.27	PHI	3	5	L	14	24	10											
49	J.29	@STL	2	3	L	14	25	10											
50	J.30	@LAK	8	1	W	15	25	10											
51	F.1	WPG1	9	2	W	16	25	10											
52	F.3	LAK	5	3	W	17	25	10											
53	F.6	STL	3	6	L	17	26	10											
54	F.8	ATL	2	4	L	17	27	10											
55	F.10	@WPG	2	2	T	17	27	11											
56	F.13	@MNS	5	3	W	18	27	11											
57	F.15	WSH	8	2	W	19	27	11											
58	F.17	STL	5	5	T	19	27	12											
59	F.19	@HFD	2	6	L	19	28	12											
60	F.20	@NYR	1	4	L	19	29	12											
61	F.22	@COL	1	3	L	19	30	12											
62	F.24	BOS	2	4	L	19	31	12											
63	F.27	@CHI	5	2	W	20	31	12											
64	F.29	BUF	2	4	L	20	32	12											
65	M.1	VAN	2	5	L	20	33	12											
66	M.4	@NYI	4	6	L	20	34	12											
67	M.6	@MTL	4	5	L	20	35	12											
68	M.8	@PIT	4	5	L	20	36	12											
69	M.9	@PHI	3	5	L	20	37	12											
70	M.12	@QUE	6	3	W	21	37	12											
71	M.14	CHI	6	4	W	22	37	12											
72	M.15	MTL	3	7	L	22	38	12											
73	M.19	NYR	4	2	W	23	38	12											
74	M.21	PIT	9	2	W	24	38	12											
75	M.25	@ATL	5	4	W	25	38	12											
76	M.26	@DET	5	2	W	26	38	12											
77	M.29	@TOR	8	5	W	27	38	12											
78	A.1	@VAN	0	5	L	27	39	12											
79	A.2	MNS	1	1	T	27	39	13											
80	A.4	COL	6	2	W	28	39	13											
<b>TEAM TOTALS</b>			<b>301</b>	<b>322</b>	<b>28</b>	<b>39</b>	<b>13</b>												



# EDMONTON OILERS 1980-81 RESULTS & STATISTICS

COACH	REGULAR SEASON						PLAYOFFS					
	GP	W	L	T	PTS	GF	GA	GP	W	L	GF	GA
Bryan Watson (4-9-5) & Glen Satton (25-26-11)	80	29	35	16	74	328	327	9	5	4	35	35

4th Smythe Division, 14th Overall. Playoffs: Won Preliminary Round 3-0 vs. Montreal; Lost Quarter-Final 4-2 vs. NY Islanders.

PLAYER	REGULAR SEASON							PLAYOFFS							
	GP	G	A	PTS	PIM	+/-	SOG	GP	G	A	PTS	PIM	+/-	SOG	
Wayne Gretzky	80	55	109	164	28	41	261	9	7	14	21	4	10	39	
Jari Kurri	75	32	43	75	40	27	202	9	5	7	12	4	12	14	
Mark Messier	72	23	40	63	102	-12	179	9	2	5	7	13	1	24	
Brett Callighen	55	25	35	60	32	13	127	9	4	4	8	6	10	17	
Glenn Anderson	58	30	23	53	24	4	161	9	5	7	12	12	-3	20	
Matti Hagman	75	20	33	53	16	4	96	9	4	1	5	6	0	11	
Risto Siltanen	79	17	36	53	54	4	209	9	2	0	2	8	0	27	
X-Blair MacDonald	51	19	24	43	27	-8	134	-	-	-	-	-	-	-	
Kevin Lowe	79	10	24	34	94	-10	115	9	0	2	2	11	2	7	
Stan Weir	70	12	20	32	40	-8	84	5	0	0	0	2	-1	0	
Paul Coffey	74	9	23	32	130	5	113	9	4	3	7	22	5	26	
X-Pat Price	59	8	24	32	193	-7	90	-	-	-	-	-	-	-	
Lee Fogolin Jr.	80	13	17	30	139	3	89	9	0	0	0	12	1	9	
Dave Hunter	78	12	16	28	98	-13	104	9	0	0	0	28	-5	17	
Doug Hicks	59	5	16	21	76	20	109	9	1	1	2	4	-1	6	
Garry Unger	(LA)	58	10	10	20	40	-17	67	-	-	-	-	-	-	
	(EDM)	13	0	0	0	6	-9	13	8	0	0	0	2	-4	4
	(TOT)	71	10	10	20	46	-26	80	8	0	0	0	2	-4	4
Dave Semenko	58	11	8	19	80	-4	42	8	0	0	0	5	-2	8	
Don Murdoch	40	10	9	19	18	-16	102	-	-	-	-	-	-	-	
Pat Hughes	(PIT)	58	10	9	19	161	-9	89	-	-	-	-	-	-	
	(EDM)	2	0	0	0	-3	3	5	0	0	0	4	-1	4	
	(TOT)	60	10	9	19	161	-12	92	5	0	0	0	4	-1	4
Garry Lariviere	(QUE)	52	3	13	16	50	-2	58	-	-	-	-	-	-	
	(EDM)	13	0	2	2	6	9	8	9	0	3	3	8	7	7
	(TOT)	65	3	15	18	56	7	66	9	0	3	3	8	7	7
Dave Lumley	53	7	9	16	74	-16	54	7	1	0	1	4	-3	8	
Curt Brackenbury	58	2	7	9	153	-3	20	2	0	0	0	0	0	0	
Charlie Huddy	12	2	5	7	6	1	23	-	-	-	-	-	-	-	
Don Ashby	6	2	3	5	2	-1	13	-	-	-	-	-	-	-	
Peter Driscoll	21	2	3	5	43	1	17	-	-	-	-	-	-	-	
Eddie Mio (G)	43	0	5	5	6	n/a	n/a	-	-	-	-	-	-	-	
X- John Hughes	18	0	3	3	30	-6	9	-	-	-	-	-	-	-	
Ron Low (G)	24	0	3	3	0	n/a	n/a	-	-	-	-	-	-	-	
Tom Roulston	11	1	1	2	2	-3	9	-	-	-	-	-	-	-	
Gary Edwards (G)	15	0	2	2	0	n/a	n/a	1	0	0	0	0	n/a	n/a	
Roy Sommer	3	1	0	1	7	0	1	-	-	-	-	-	-	-	
Andy Moog (G)	7	0	1	1	0	n/a	n/a	9	0	0	0	0	n/a	n/a	
Tom Bladon	1	0	0	0	0	-1	0	-	-	-	-	-	-	-	
Peter LoPresti (G)	2	0	0	0	0	n/a	n/a	-	-	-	-	-	-	-	
Bench	-	-	-	-	18	-	-	-	-	-	-	-	-	-	

GOALTENDER	REGULAR SEASON							PLAYOFFS										
	GP	MNS	GA	SO	GAA	SOG	SV%	W	L	T	GP	MNS	GA	GAA	SOG	SV%	W	L
Gary Edwards	15	728	44	0	3.63	327	0.865	5	3	4	1	20	2	6.00	6	0.667	0	0
Andy Moog	7	314	20	0	3.82	170	0.882	3	3	0	9	526	32	3.65	270	0.881	5	4
Eddie Mio	43	2387	155	0	3.90	1165	0.867	16	15	9	-	-	-	-	-	-	-	-
Ron Low	24	1258	93	0	4.44	647	0.856	5	13	3	-	-	-	-	-	-	-	-
Pete LoPresti	2	104	8	0	4.61	45	0.822	0	1	0	-	-	-	-	-	-	-	-
Empty net goals	-	-	7	-	-	-	-	-	-	-	-	1	-	-	-	-	-	-

#	DATE	OPP	SCORE			RECORD			T
			GF	GA	RES	W	L	T	
1	0.10	QUE	4	7	L	0	1	0	
2	0.12	COLR	2	3	L	0	2	0	
3	0.15	@BUF	0	2	L	0	3	0	
4	0.18	@NYI	5	5	T	0	3	1	
5	0.19	@NYR	4	2	W	1	3	1	
6	0.22	CGY	5	3	W	2	3	1	
7	0.24	MNS	2	4	L	2	4	1	
8	0.26	LAK	4	4	T	2	4	2	
9	0.29	TOR	4	4	T	2	4	3	
10	N.1	WSH	2	2	T	2	4	4	
11	N.3	PIT	4	4	T	2	4	5	
12	N.5	@VAN	3	4	L	2	5	5	
13	N.7	@WPG1	4	2	W	3	5	5	
14	N.9	STL	4	6	L	3	6	5	
15	N.13	@PHI	1	8	L	3	7	5	
16	N.15	@TOR	2	4	L	3	8	5	
17	N.16	@CHI	5	4	W	4	8	5	
18	N.19	VAN	4	6	L	4	9	5	
19	N.23	BUF	6	3	W	5	9	5	
20	N.25	@COLR	3	4	L	5	10	5	
21	N.26	CHI	10	3	W	6	10	5	
22	N.28	@HFD	4	6	L	6	11	5	
23	N.29	@BOS	3	6	L	6	12	5	
24	D.5	NYR	1	5	L	6	13	5	
25	D.7	HFD	6	4	W	7	13	5	
26	D.10	NYI	2	3	L	7	14	5	
27	D.13	@MTL	1	4	L	7	15	5	
28	D.14	@QUE	5	6	L	7	16	5	
29	D.16	@DET	3	4	L	7	17	5	
30	D.17	@WSH	2	5	L	7	18	5	
31	D.20	MTL	4	3	W	8	18	5	
32	D.23	@LAK	4	7	L	8	19	5	
33	D.27	DET	4	4	T	8	19	6	
34	D.28	PHI	1	2	L	8	20	6	
35	D.30	@CGY	3	5	L	8	21	6	
36	J.2	BOS	7	5	W	9	21	6	
37	J.3	TOR	4	1	W	10	21	6	
38	J.7	WSH	6	3	W	11	21	6	
39	J.9	HFD	6	6	T	11	21	7	
40	J.11	@QUE	6	3	W	12	21	7	
41	J.12	@MTL	0	5	L	12	22	7	
42	J.14	@TOR	7	4	W	13	22	7	
43	J.16	@BUF	5	5	T	13	22	8	
44	J.17	@STL	6	7	L	13	23	8	
45	J.21	VAN	5	1	W	14	23	8	
46	J.23	NYR	4	7	L	14	24	8	
47	J.24	@MNS	1	6	L	14	25	8	
48	J.28	MTL	9	1	W	15	25	8	
49	J.30	CHI	4	2	W	16	25	8	
50	F.1	@WSH	4	7	L	16	26	8	
51	F.3	@STL	3	3	T	16	26	9	
52	F.4	@CHI	3	6	L	16	27	9	
53	F.6	WPG1	10	4	W	17	27	9	
54	F.8	CGY	4	10	L	17	28	9	
55	F.13	QUE	2	4	L	17	29	9	
56	F.15	BUF	2	2	T	17	29	10	
57	F.18	STL	9	2	W	18	29	10	
58	F.20	BOS	1	5	L	18	30	10	
59	F.21	@WPG1	5	1	W	19	30	10	
60	F.24	@LAK	2	5	L	19	31	10	
61	F.25	PHI	6	2	W	20	31	10	
62	F.27	DET	5	2	W	21	31	10	
63	F.28	@COLR	1	3	L	21	32	10	
64	M.3	@NYI	8	8	T	21	32	11	
65	M.4	@NYR	5	5	T	21	32	12	
66	M.7	@PHI	5	3	W	22	32	12	
67	M.8	@PIT	4	6	L	22	33	12	
68	M.12	NYI	0	5	L	22	34	12	
69	M.15	@CGY	3	3	T	22	34	13	
70	M.16	PIT	7	6	W	23	34	13	
71	M.18	@MNS	5	3	W	24	34	13	
72	M.20	MNS	1	1	T	24	34	14	
73	M.21	LAK	6	6	T	24	34	15	
74	M.23	@BOS	2	7	L	24	35	15	
75	M.25	@HFD	7	2	W	25	35	15	
76	M.28	@DET	4	2	W	26	35	15	
77	M.29	@PIT	5	2	W	27	35	15	
78	A.1	COLR	4	4	T	27	35	16	
79	A.3	@VAN	7	2	W	28	35	16	
80	A.4	WPG1	7	2	W	29	35	16	
TOTAL			328	327		29	35	16	

X - Denotes did not finish the season with the Oilers



# EDMONTON OILERS 1981-82 RESULTS & STATISTICS

COACH	REGULAR SEASON							PLAYOFFS				
	GP	W	L	T	PTS	GF	GA	GP	W	L	GF	GA
Glen Sather	81	48	17	15	111	417	295	5	2	3	23	27

4th Smythe Division, 16th Overall. Playoffs: Lost Preliminary Round 3-0 vs. Philadelphia

PLAYER	REGULAR SEASON							PLAYOFFS						
	GP	G	A	PTS	PIM	+/-	SOG	GP	G	A	PTS	PIM	+/-	SOG
Wayne Gretzky	80	92	120	212	26	80	370	5	5	7	12	8	-1	27
Glenn Anderson	80	38	67	105	71	45	252	5	2	5	7	8	-2	23
Paul Coffey	80	29	60	89	106	35	234	5	1	1	2	6	-3	9
Mark Messier	78	50	38	88	119	20	235	5	1	2	3	8	-4	17
Jari Kurri	71	32	54	86	32	39	211	5	2	5	7	10	2	10
Dave Lumley	66	32	42	74	96	14	148	5	2	1	3	21	3	7
Risto Siltanen	63	15	48	63	26	13	143	5	3	2	5	10	1	11
Matti Hagman	72	21	38	59	18	12	94	3	1	0	1	0	-1	1
Pat Hughes	68	24	22	46	99	22	167	5	2	1	3	6	0	15
Kevin Lowe	80	9	31	40	63	45	110	5	0	3	3	0	1	9
Dave Hunter	63	16	22	38	63	33	124	5	0	1	1	26	1	10
Laurie Boschman (TOR)	54	9	19	28	150	-4	64	-	-	-	-	-	-	-
(EDM)	11	2	3	5	37	1	4	3	0	1	1	4	-1	3
(TOT)	65	11	22	33	187	-3	68	3	0	1	1	4	-1	3
Lee Fogolin Jr.	80	4	25	29	154	39	98	5	1	1	2	14	1	5
Brett Callighen	46	8	19	27	28	17	87	2	0	0	0	2	-2	0
Dave Semenko	59	12	12	24	194	7	54	4	0	0	0	2	-1	1
X - Doug Hicks	49	3	20	23	55	5	44	-	-	-	-	-	-	-
Garry Lariviere	62	1	21	22	41	29	46	4	0	1	1	0	-1	3
Garry Ranger	46	7	13	20	69	9	62	4	1	0	1	23	2	7
Charlie Huddy	41	4	11	15	46	18	84	5	1	2	3	14	1	9
Tom Roulston	35	11	3	14	22	-5	54	5	1	0	1	2	-3	8
X - Stan Weir	51	3	13	16	13	0	29	-	-	-	-	-	-	-
Mike Forbes	16	1	7	8	26	14	14	-	-	-	-	-	-	-
Grant Fuhr (G)	48	0	6	6	6	n/a	n/a	5	0	1	1	0	n/a	n/a
Ken Berry	15	2	3	5	9	-6	9	-	-	-	-	-	-	-
Marc Habscheid	7	1	3	4	2	5	7	-	-	-	-	-	-	-
Lance Nethery (NJR)	5	0	0	0	0	-1	4	-	-	-	-	-	-	-
(EDM)	3	0	2	2	2	1	1	-	-	-	-	-	-	-
(TOT)	8	0	2	2	2	0	5	-	-	-	-	-	-	-
Curt Brackenbury	14	0	2	2	12	2	2	-	-	-	-	-	-	-
Andy Moog (G)	8	0	1	1	2	n/a	n/a	-	-	-	-	-	n/a	n/a
Todd Strueby	3	0	0	0	0	0	1	-	-	-	-	-	-	-
X - Walt Poddubny	4	0	0	0	0	-1	2	-	-	-	-	-	-	-
Don Jackson	8	0	0	0	18	0	4	-	-	-	-	-	-	-
Ron Low (G)	29	0	0	0	2	n/a	n/a	-	-	-	-	-	-	-
Randy Gregg	-	-	-	-	-	-	-	4	0	2	2	12	-2	5
Bench	-	-	-	-	14	-	-	-	-	-	-	2	-	-

GOALTENDER	REGULAR SEASON							PLAYOFFS										
	GP	MNS	GA	SO	GAA	SOG	SV%	W	L	T	GP	MNS	GA	GAA	SOG	SV%	W	L
Grant Fuhr	48	2842	157	0	3.31	1537	0.898	28	5	14	5	309	26	5.05	177	0.853	2	3
Ron Low	29	1554	100	0	3.86	795	0.874	17	7	1	-	-	-	-	-	-	-	-
Andy Moog	8	298	32	0	4.82	201	0.841	3	5	0	-	-	-	-	-	-	-	-
Empty net goals	-	-	6	-	-	-	-	-	-	-	-	-	1	-	-	-	-	-

#	DATE	OPP	SCORE			RECORD		
			GF	GA	RES	W	L	T
1	0.7	COLr	7	4	W	1	0	0
2	0.9	@VAN	2	6	L	1	1	0
3	0.10	@LA	7	4	W	2	1	0
4	0.14	WPG1	2	4	L	2	2	0
5	0.16	CGY	8	4	W	3	2	0
6	0.18	CHI	5	7	L	3	3	0
7	0.20	@CGY	5	4	W	4	3	0
8	0.21	HFD	5	2	W	5	3	0
9	0.23	PIT	8	3	W	6	3	0
10	0.24	@COLr	3	1	W	7	3	0
11	0.27	@NYI	3	4	L	7	4	0
12	0.28	@NYR	5	3	W	8	4	0
13	0.31	QUE	11	4	W	9	4	0
14	N. 4	TOR	6	4	W	10	4	0
15	N. 7	COLr	4	5	L	10	5	0
16	N. 11	@HFD	4	4	T	10	5	1
17	N. 12	@BOS	2	5	L	10	6	1
18	N. 14	@NYI	5	5	T	10	6	2
19	N. 15	@NYR	5	3	W	11	6	2
20	N. 17	@STL	5	1	W	12	6	2
21	N. 19	@MNS	2	2	T	12	6	3
22	N. 21	VAN	8	3	W	13	6	3
23	N. 23	DET	8	4	W	14	6	3
24	N. 25	LAK	11	4	W	15	6	3
25	N. 27	CHI	8	1	W	16	6	3
26	N. 29	@WPG1	10	2	W	17	6	3
27	D. 1	@MTL	3	3	T	18	6	4
28	D. 2	@QUE	8	9	L	18	7	4
29	D. 4	VAN	7	3	W	18	7	4
30	D. 5	@VAN	3	3	T	19	7	5
31	D. 9	@LAK	5	5	T	19	7	6
32	D. 13	NYI	4	3	W	19	7	6
33	D. 16	@COLr	7	4	W	20	7	6
34	D. 17	@CGY	5	4	W	21	7	6
35	D. 19	MNS	9	6	W	22	7	6
36	D. 20	CGY	5	7	L	23	8	6
37	D. 23	VAN	6	1	W	24	8	6
38	D. 27	LAK	10	3	W	24	8	6
39	D. 30	PHI	7	5	W	25	8	6
40	D. 31	@VAN	1	3	L	25	9	6
41	J. 2	BOS	4	4	T	25	9	7
42	J. 6	COLr	5	3	W	26	9	7
43	J. 9	CGY	7	2	W	27	9	7
44	J. 10	@CGY	1	5	L	28	10	7
45	J. 13	@WSH	6	6	T	28	10	8
46	J. 14	@PHI	2	8	L	28	11	8
47	J. 16	@TOR	1	7	L	28	12	8
48	J. 17	@DET	4	4	T	28	12	9
49	J. 20	STL	8	6	W	28	12	9
50	J. 22	@VAN	4	3	W	29	12	9
51	J. 24	COLr	7	4	W	30	12	9
52	J. 26	@STL	6	4	W	31	12	9
53	J. 27	@CHI	3	3	T	32	12	10
54	J. 29	BUF	7	1	W	32	12	10
55	J. 31	PHI	3	4	W	33	12	10
56	F. 3	MTL	3	6	L	34	13	10
57	F. 6	TOR	5	1	W	34	13	10
58	F. 7	NYR	8	4	W	35	13	10
59	F. 12	WSH	5	3	W	36	13	10
60	F. 14	BOS	2	2	T	37	13	11
61	F. 17	MNS	7	4	W	37	13	11
62	F. 19	HFD	7	4	W	38	13	11
63	F. 21	@DET	7	3	W	39	13	11
64	F. 24	@BUF	6	3	W	40	13	11
65	F. 27	@PIT	4	1	W	41	13	11
66	F. 28	@WSH	4	1	W	42	13	11
67	M. 2	@MTL	3	3	T	43	13	12
68	M. 3	@QUE	4	6	L	43	14	12
69	M. 6	@COLr	2	5	L	43	15	12
70	M. 10	@LAK	2	3	L	43	16	12
71	M. 12	@BUF	2	3	L	43	17	12
72	M. 13	@VAN	5	3	W	43	17	12
73	M. 15	LAK	3	3	T	44	17	13
74	M. 17	PIT	10	4	W	44	17	13
75	M. 19	CGY	3	3	T	45	17	14
76	M. 25	@CGY	7	2	W	45	17	14
77	M. 26	@COLr	6	6	T	46	17	15
78	M. 28	@LAK	6	2	W	46	17	15
79	M. 31	LAK	7	3	W	47	17	15
80	A. 4	WPG1	2	1	W	48	17	15
<b>TEAM TOTALS</b>			<b>417</b>	<b>295</b>		<b>48</b>	<b>17</b>	<b>15</b>

X - Denotes did not finish the season with the Oilers



# EDMONTON OILERS 1982-83 RESULTS & STATISTICS

COACH	REGULAR SEASON					PLAYOFFS						
	GP	W	L	T	PTS	GF	GA	GP	W	L	GF	GA
Glen Sather	80	47	21	12	106	424	315	16	11	5	80	50

PLAYER	REGULAR SEASON							PLAYOFFS							
	GP	G	A	PTS	PIM	+/-	SOG	GP	G	A	PTS	PIM	+/-	SOG	
Wayne Gretzky	80	71	125	196	59	61	348	16	12	26	38	4	20	76	
Mark Messier	77	48	58	106	72	18	237	15	15	6	21	14	11	50	
Glenn Anderson	72	48	56	104	70	40	243	16	10	10	20	32	5	49	
Jari Kurri	80	45	59	104	22	48	218	16	8	15	23	8	16	31	
Paul Coffey	80	29	67	96	87	52	260	16	7	7	14	14	15	42	
Ken Linseman	72	33	42	75	181	15	141	16	6	8	14	22	10	34	
Charlie Huddy	76	20	37	57	58	61	151	15	1	6	7	10	14	47	
Willy Lindstrom	(WPG)	63	20	25	45	8	-5	204	-	-	-	-	-	-	
	(EDM)	10	6	5	11	2	5	21	16	2	11	13	4	12	31
	(TOT)	73	26	30	56	10	0	225	16	2	11	13	4	12	31
Pat Hughes	80	25	20	45	85	0	144	16	2	5	7	14	10	31	
Tom Roulston	67	19	21	40	24	28	107	16	1	2	3	0	-1	13	
Kevin Lowe	80	6	34	40	43	39	92	16	1	8	9	10	8	19	
Dave Lumley	72	13	24	37	158	17	96	16	0	0	0	19	-1	4	
Jaroslav Pouzar	74	15	18	33	57	18	86	1	2	0	2	0	1	2	
Dave Hunter	80	13	18	31	120	12	113	16	4	7	11	60	7	16	
Randy Gregg	80	6	22	28	54	19	94	16	2	4	6	8	14	16	
Dave Semenko	75	12	15	27	141	19	70	15	1	1	2	69	-1	13	
X - Laurie Boschman	62	8	12	20	183	3	59	-	-	-	-	-	-	-	
Lee Fogolin Jr.	72	0	18	18	92	25	64	16	0	5	5	36	10	15	
Marc Habscheid	32	3	10	13	14	15	19	-	-	-	-	-	-	-	
Don Jackson	71	2	8	10	136	13	72	16	3	3	6	35	10	16	
Andy Moog (G)	50	0	4	4	16	n/a	n/a	16	0	1	1	2	n/a	n/a	
John Blum	5	0	3	3	24	2	0	-	-	-	-	-	-	-	
Garry Unger	16	2	0	2	8	1	14	1	0	0	0	0	0	0	
Garry Lariviere	17	0	2	2	14	13	15	1	0	1	1	0	2	0	
L. Middlebrook (G)	(NU)	9	0	1	1	2	n/a	n/a	-	-	-	-	n/a	n/a	
	(EDM)	1	0	0	0	0	n/a	n/a	-	-	-	-	n/a	n/a	
	(TOT)	10	0	1	1	2	n/a	n/a	-	-	-	-	n/a	n/a	
Todd Strueby	1	0	0	0	0	-2	1	-	-	-	-	-	-	-	
Ron Low (G)	3	0	0	0	0	n/a	n/a	-	-	-	-	-	-	-	
Don Nachbaur	2	0	0	0	7	-1	0	2	0	0	0	7	-1	0	
Grant Fuhr (G)	32	0	0	0	6	n/a	n/a	1	0	0	0	0	n/a	n/a	
Ray Cote	-	-	-	-	-	-	-	14	3	2	5	4	6	17	
Bench	-	-	-	-	-	-	-	-	-	-	-	-	-	-	

GOALTENDER	REGULAR SEASON							PLAYOFFS										
	GP	MNS	GA	SO	GAA	SOG	SV%	W	L	T	GP	MNS	GA	GAA	SOG	SV%	W	L
L. Middlebrook (NU)	9	411	37	0	5.40	220	0.832	0	6	1	-	-	-	-	-	-	-	-
	(EDM)	1	60	3	0	3.00	33	0.909	1	0	0	-	-	-	-	-	-	-
	(TOT)	10	471	40	0	5.10	253	0.842	1	6	1	-	-	-	-	-	-	-
Andy Moog	50	2830	167	1	3.54	1530	0.891	33	8	7	16	946	48	3.04	461	0.896	11	5
Grant Fuhr	32	2799	129	0	4.30	971	0.867	13	12	5	1	11	0	0.00	4	1.000	0	0
X - Ron Low	3	104	10	0	5.78	54	0.815	0	1	0	-	-	-	-	-	-	-	-
Empty net goals	-	-	6	-	-	-	-	-	-	-	-	2	-	-	-	-	-	-

#	DATE	OPP	GF	SCORE			RECORD		
				GA	RES	W	L	T	
1	0.5	CGY	7	5	W	1	0	0	
2	0.8	NYI	4	6	L	2	1	0	
3	0.9	@VAN	6	3	W	2	2	0	
4	0.12	@CGY	4	9	L	3	2	0	
5	0.14	@HFD	4	4	T	3	3	1	
6	0.16	@BOS	6	6	T	3	3	2	
7	0.17	@BUF	4	6	L	3	3	2	
8	0.20	HFD	4	2	W	3	4	2	
9	0.21	BOS	3	5	L	4	4	2	
10	0.24	@WPG1	5	9	L	4	5	2	
11	0.27	CHI	4	4	T	4	5	3	
12	0.29	LAK	6	3	W	4	5	3	
13	0.31	VAN	2	3	L	5	6	3	
14	N.3	WPG1	7	2	W	5	6	3	
15	N.5	NYR	5	1	W	6	6	3	
16	N.8	@QUE	5	5	T	7	6	4	
17	N.10	@PIT	4	5	L	7	7	4	
18	N.11	@NJD	5	1	W	7	7	4	
19	N.13	@PHI	4	3	W	8	7	4	
20	N.14	@NYR	7	2	W	9	7	4	
21	N.16	@NYI	2	4	L	9	8	4	
22	N.20	VAN	3	3	T	9	8	5	
23	N.21	QUE	7	9	L	9	9	5	
24	N.24	WSH	3	3	T	9	9	6	
25	N.26	@WPG1	6	5	W	10	9	6	
26	N.28	@DET	7	5	W	11	9	6	
27	N.1	PHI	2	4	L	11	10	6	
28	D.4	CGY	7	5	W	12	10	6	
29	D.5	LAK	7	3	W	13	10	6	
30	D.7	STL	3	2	W	14	10	6	
31	D.9	@LAK	3	3	T	14	10	7	
32	D.11	@MNS	4	5	L	14	11	7	
33	D.17	NJD	10	4	W	15	11	7	
34	D.19	MTL	5	2	W	16	11	7	
35	D.22	MNS	8	2	W	17	11	7	
36	D.23	@LAK	6	2	W	18	11	7	
37	D.26	@CGY	4	4	T	18	11	8	
38	D.29	CHI	6	8	L	18	12	8	
39	D.31	@VAN	8	1	W	19	12	8	
40	J.1	WPG1	5	3	W	20	12	8	
41	J.4	@CGY	6	3	W	21	12	8	
42	J.5	@WPG1	8	3	W	22	12	8	
43	J.7	PIT	7	2	W	23	12	8	
44	J.9	DET	3	4	L	23	13	8	
45	J.11	@STL	7	5	W	24	13	8	
46	J.12	@CHI	10	4	W	25	13	8	
47	J.15	@MNS	10	4	W	26	13	8	
48	J.18	@LAK	3	3	T	26	13	9	
49	J.19	VAN	9	4	W	27	13	9	
50	J.22	@VAN	3	4	L	27	14	9	
51	J.23	LAK	8	6	W	28	14	9	
52	J.26	TOR	6	6	T	28	14	10	
53	J.29	CGY	5	4	W	29	14	10	
54	J.30	NYI	2	4	L	29	15	10	
55	F.3	LAK	4	7	L	29	16	10	
56	F.4	MTL	7	3	W	30	16	10	
57	F.11	QUE	7	3	W	31	16	10	
58	F.14	@MTL	2	4	L	31	17	10	
59	F.17	@PHI	3	7	L	31	18	10	
60	F.19	@PIT	10	7	W	32	18	10	
61	F.20	@BUF	5	4	W	33	18	10	
62	F.22	@CGY	1	4	L	33	19	10	
63	F.23	WSH	6	3	W	34	19	10	
64	F.25	STL	5	5	T	34	19	11	
65	F.27	WPG1	3	0	W	35	19	11	
66	M.1	@NJD	4	3	W	36	19	11	
67	M.2	@WSH	5	3	W	37	19	11	
68	M.5	@TOR	6	3	W	38	19	11	
69	M.6	@BOS	2	5	L	38	20	11	
70	M.8	@HFD	9	4	W	39	20	11	
71	M.11	NYR	3	1	W	40	20	11	
72	M.13	BUF	6	2	W	41	20	11	
73	M.16	VAN	4	3	W	42	20	11	
74	M.19	DET	9	7	W	43	20	11	
75	M.21	@TOR	4	1	W	44	20	11	
76	M.23	@WPG1	4	7	L	44	21	11	
77	M.26	@LAK	9	3	W	45	21	11	
78	M.29	@VAN	7	4	W	46	21	11	
79	A.1	WPG1	7	2	W	47	21	11	
80	A.3	CGY	3	3	T	47	21	12	
<b>TEAM TOTALS</b>			<b>424</b>	<b>315</b>		<b>47</b>	<b>21</b>	<b>12</b>	

X - Denotes did not finish the season with the Oilers





# EDMONTON OILERS 1983-84 RESULTS & STATISTICS

COACH	REGULAR SEASON						PLAYOFFS					
	GP	W	L	T	PTS	GF	GA	GP	W	L	GF	GA
Glenn Sather	80	57	18	5	119	446	314	19	15	4	94	56

STANLEY CUP CHAMPIONS, 1st Smythe Division, 1st Overall. Playoffs: Won Smythe Division Semi-Final 3-0 vs Winnipeg, Won Smythe Division Final 4-3 vs Calgary, Won Campbell Conference Final 4-0 vs Minnesota, Won Stanley Cup Final 4-1 vs NY Islanders.

PLAYER	REGULAR SEASON							PLAYOFFS						
	GP	G	A	PTS	PIM	+/-	SOG	GP	G	A	PTS	PIM	+/-	SOG
Wayne Gretzky	74	87	118	205	39	78	326	19	13	22	35	12	18	87
Paul Coffey	80	40	86	126	104	52	259	19	8	14	22	21	18	66
Jari Kurri	64	52	61	113	14	39	195	19	14	14	28	13	9	60
Mark Messier	73	37	64	101	165	40	220	19	8	18	26	19	9	63
Glenn Anderson	80	54	45	99	65	41	277	19	6	11	17	33	6	68
Ken Linseman	72	18	49	67	119	29	106	19	10	4	14	65	7	44
Pat Hughes	77	27	28	55	61	18	163	19	2	11	13	12	13	44
Dave Hunter	80	22	26	48	90	27	118	17	5	5	10	14	9	25
Kevin Lowe	80	4	42	46	59	38	82	19	3	7	10	16	12	19
Charlie Huddy	75	8	34	42	43	52	163	12	1	9	10	8	18	35
Randy Gregg	80	13	27	40	56	40	90	19	3	7	10	21	15	32
Willy Lindstrom	73	22	16	38	38	19	116	19	5	5	10	10	7	30
Kevin McClelland (PIT)	24	2	4	6	62	-7	40	-	-	-	-	-	-	-
(EDM)	52	8	20	28	127	8	63	18	4	6	10	42	14	32
(TOT)	76	10	24	34	189	1	103	18	4	6	10	42	14	32
Jaroslav Pouzar	67	13	19	32	44	17	87	14	1	2	3	12	0	14
Dave Lumley	56	6	15	21	68	14	42	19	2	5	7	44	6	21
Lee Fogolin Jr.	80	5	16	21	125	33	71	19	1	4	5	26	10	22
Don Jackson	64	8	12	20	120	28	57	19	1	2	3	32	9	15
Dave Semenko	52	6	11	17	118	9	36	19	5	5	10	44	11	25
Grant Fuhr (G)	45	0	14	14	6	n/a	n/a	16	0	3	3	4	n/a	n/a
X - Tom Roulston	24	5	7	12	16	-1	38	-	-	-	-	-	-	-
Pat Conacher	45	2	8	10	31	-2	17	3	1	0	1	2	1	3
Rick Chartraw (NYR)	4	0	0	0	4	-3	0	-	-	-	-	-	-	-
(EDM)	24	2	6	8	21	5	23	1	0	0	0	2	-1	0
(TOT)	28	2	6	8	25	2	23	-	-	-	-	-	-	-
Ken Berry	13	2	3	5	10	6	18	-	-	-	-	-	-	-
Raimo Summanen	2	1	4	5	2	4	3	5	1	4	5	0	3	11
Kari Jalonen (CGY)	9	0	3	3	0	-1	4	-	-	-	-	-	-	-
(EDM)	3	0	0	0	0	-2	0	-	-	-	-	-	-	-
(TOT)	12	0	3	3	0	-3	4	-	-	-	-	-	-	-
Jim Playfair	2	1	1	2	2	4	2	-	-	-	-	-	-	-
Tom Gorence	12	1	1	2	0	0	7	-	-	-	-	-	-	-
Gord Sherven	2	1	0	1	0	1	5	-	-	-	-	-	-	-
Marc Habscheid	9	1	0	1	6	-3	6	-	-	-	-	-	-	-
Todd Strueby	1	0	1	1	2	2	1	-	-	-	-	-	-	-
X - John Blum	4	0	1	1	2	0	3	-	-	-	-	-	-	-
Andy Moog (G)	38	0	1	1	4	n/a	n/a	7	0	0	0	2	n/a	n/a
Dean Clark	1	0	0	0	0	0	0	-	-	-	-	-	-	-
Steve Graves	2	0	0	0	0	0	2	-	-	-	-	-	-	-
Reg Kerr	3	0	0	0	0	-3	3	-	-	-	-	-	-	-
Ray Cote	13	0	0	0	2	-5	12	-	-	-	-	-	-	-
Larry Melnyk	-	-	-	-	-	-	-	6	0	1	1	2	1	1
Bench	-	-	-	-	18	-	-	-	-	-	-	4	-	-

GOALTENDER	REGULAR SEASON							PLAYOFFS											
	GP	MNS	GA	SO	GAA	SOG	SV%	W	L	T	GP	MNS	GA	SO	GAA	SOG	SV%	W	L
Grant Fuhr	45	2623	171	1	3.91	1462	0.883	30	10	4	16	884	44	2.99	495	0.911	11	4	0
Andy Moog	38	2207	139	1	3.78	1177	0.882	27	8	1	7	261	12	2.76	110	0.891	4	0	0
Empty net goals	-	-	4	-	-	-	-	-	-	-	-	-	-	-	-	-	-	-	-

#	DATE	OPP	SCORE			RECORD		
			GF	GA	RES	W	L	T
1	0.7	COLr	7	4	W	1	0	0
2	0.9	@VAN	2	6	L	1	1	0
3	0.10	@LA	7	4	W	2	1	0
4	0.14	WPG1	2	4	L	2	2	0
5	0.16	CGY	8	4	W	3	2	0
6	0.18	CHI	5	7	L	3	3	0
7	0.20	@CGY	5	4	W	4	3	0
8	0.21	HFD	5	2	W	5	3	0
9	0.23	PIT	8	3	W	6	3	0
10	0.24	@COLr	3	1	W	7	3	0
11	0.27	@NYI	3	4	L	7	4	0
12	0.28	@NYR	5	3	W	8	4	0
13	0.31	QUE	11	4	W	9	4	0
14	N. 4	TOR	6	4	W	10	4	0
15	N. 7	COLr	4	5	L	10	5	0
16	N. 11	@HFD	4	4	T	10	5	1
17	N. 12	@BOS	2	5	L	10	6	1
18	N. 14	@NYI	5	5	T	10	6	2
19	N. 15	@NYR	5	3	W	11	6	2
20	N. 17	@STL	5	1	W	12	6	2
21	N. 19	@MNS	2	2	T	12	6	3
22	N. 21	VAN	8	3	W	13	6	3
23	N. 23	DET	8	4	W	14	6	3
24	N. 25	LAK	11	4	W	15	6	3
25	N. 27	CHI	8	1	W	16	6	3
26	N. 29	@WPG1	10	2	W	17	6	3
27	D. 1	@MTL	3	3	T	18	6	4
28	D. 2	@QUE	8	9	L	18	7	4
29	D. 4	VAN	7	3	W	18	7	4
30	D. 5	@VAN	3	3	T	19	7	5
31	D. 9	@LAK	5	5	T	19	7	6
32	D. 13	NYI	4	3	W	19	7	6
33	D. 16	@COLr	7	4	W	20	7	6
34	D. 17	@CGY	5	4	W	21	7	6
35	D. 19	MNS	9	6	W	22	7	6
36	D. 20	CGY	5	7	L	23	8	6
37	D. 23	VAN	6	1	W	24	8	6
38	D. 27	LAK	10	3	W	24	8	6
39	D. 30	PHI	7	5	L	25	9	6
40	D. 31	@VAN	1	3	L	25	9	6
41	J. 2	BOS	4	4	T	25	9	7
42	J. 6	COLr	5	3	W	26	9	7
43	J. 9	CGY	7	2	W	27	9	7
44	J. 10	@CGY	1	5	L	28	10	7
45	J. 13	@WSH	6	6	T	28	10	8
46	J. 14	@PHI	2	8	L	28	11	8
47	J. 16	@TOR	1	7	L	28	12	8
48	J. 17	@DET	4	4	T	28	12	9
49	J. 20	STL	8	6	W	28	12	9
50	J. 22	@VAN	4	3	W	29	12	9
51	J. 24	COLr	7	4	W	30	12	9
52	J. 26	@STL	6	4	W	31	12	9
53	J. 27	@CHI	3	3	T	32	12	10
54	J. 29	BUF	3	1	W	32	12	10
55	J. 31	PHI	7	4	W	33	12	10
56	F. 3	MTL	3	6	L	34	13	10
57	F. 6	TOR	5	1	W	34	13	10
58	F. 7	NYR	8	4	W	35	13	10
59	F. 12	WSH	5	3	W	36	13	10
60	F. 14	BOS	2	2	T	37	13	11
61	F. 17	MNS	7	4	W	37	13	11
62	F. 19	HFD	7	4	W	38	13	11
63	F. 21	@DET	7	3	W	39	13	11
64	F. 24	@BUF	6	3	W	40	13	11
65	F. 27	@PIT	4	1	W	41	13	11
66	F. 28	@WSH	4	1	W	42	13	11
67	M. 2	@MTL	3	3	T	43	13	12
68	M. 3	@QUE	4	6	L	43	14	12
69	M. 6	@COLr	2	5	L	43	15	12
70	M. 10	@LAK	2	3	L	43	16	12
71	M. 12	@BUF	2	3	L	43	17	12
72	M. 13	@VAN	5	3	W	43	17	12
73	M. 15	LAK	3	3	T	44	17	13
74	M. 17	PIT	10	4	W	44	17	13
75	M. 19	CGY	3	3	T	45	17	14
76	M. 25	@CGY	7	2	W	45	17	14
77	M. 26	@COLr	6	6	T	46	17	15
78	M. 28	@LAK	6	2	W	46	17	15
79	M. 31	LAK	7	3	W	47	17	15
80	A. 4	WPG1	2	1	W	48	17	15
<b>TEAM TOTALS</b>			<b>417</b>	<b>295</b>		<b>48</b>	<b>17</b>	<b>15</b>

X - Denotes did not finish the season with the Oilers



# EDMONTON OILERS 1984-85 RESULTS & STATISTICS

COACH	REGULAR SEASON						PLAYOFFS					
	GP	W	L	T	PTS	GF	GA	GP	W	L	GF	GA
Glen Sather	80	49	20	11	109	401	298	18	15	3	98	57

STANLEY CUP CHAMPIONS, 1st Smythe Division, 2nd Overall. Playoffs: Won Smythe Division Semi-Final 3-0 vs Los Angeles, Won Smythe Division Final 4-0 vs Winnipeg, Won Campbell Conference Final 4-2 vs Chicago, Won Stanley Cup Final 4-1 vs Philadelphia.

PLAYER	REGULAR SEASON							PLAYOFFS						
	GP	G	A	PTS	PIM	+/-	SOG	GP	G	A	PTS	PIM	+/-	SOG
Wayne Gretzky	80	73	135	208	52	100	354	18	17	30	47	4	27	67
Jari Kurri	73	71	64	135	30	78	267	18	19	12	31	6	23	91
Paul Coffey	80	37	84	121	97	57	285	18	12	25	37	44	23	67
Mike Krushelnyski	80	43	45	88	60	60	191	18	5	8	13	22	9	36
Glenn Anderson	80	42	39	81	69	26	258	18	10	16	26	38	11	46
Mark Napier	(MIN)	39	10	18	28	2	-7	97	-	-	-	-	-	-
	(EDM)	33	9	26	35	19	12	50	18	5	5	10	7	8
	(TOT)	72	19	44	63	21	5	147	18	5	5	10	7	8
Mark Messier	55	23	31	54	57	10	138	18	12	13	25	12	14	56
Charlie Huddy	80	7	44	51	46	46	145	18	3	17	20	17	21	49
Dave Hunter	80	17	19	36	122	4	119	18	2	5	7	33	5	31
Willy Lindstrom	80	12	20	32	18	6	98	18	5	1	6	8	4	20
Dave Lumley	(HFD)	48	8	20	28	98	-19	76	-	-	-	-	-	-
	(EDM)	12	1	3	4	13	0	10	8	0	0	0	29	-5
	(TOT)	60	9	23	32	111	-19	86	8	0	0	0	29	-5
Pat Hughes	73	12	13	25	85	-8	96	10	1	0	1	4	1	3
Kevin Lowe	80	4	21	25	104	13	82	16	0	5	5	8	5	20
Kevin McClelland	62	8	15	23	205	-10	99	18	1	3	4	75	4	22
Randy Gregg	57	3	20	23	32	28	60	17	0	6	6	12	18	17
Don Jackson	78	3	17	20	141	30	50	9	0	0	0	64	4	6
Dave Semenko	69	6	12	18	172	5	50	14	0	0	0	39	2	4
Bill Carroll	65	8	9	17	22	1	44	9	0	0	0	4	3	3
Lee Fogolin Jr.	79	4	13	17	126	20	63	18	3	1	4	16	6	10
X - Gord Sherven	37	9	7	16	10	-2	48	-	-	-	-	-	-	-
Jaroslav Pouzar	33	4	8	12	30	2	37	9	2	1	3	2	2	13
Larry Melnyk	28	0	11	11	25	16	8	12	1	4	5	26	9	15
Marc Habscheid	26	5	3	8	4	-3	30	-	-	-	-	-	-	-
Raimo Summanen	9	0	4	4	0	-1	5	-	-	-	-	-	-	-
Grant Fuhr (G)	46	0	3	3	6	n/a	n/a	18	0	3	3	2	n/a	n/a
X - Terry Martin	4	0	2	2	0	3	6	-	-	-	-	-	-	-
Marco Baron (G)	1	0	0	0	0	n/a	n/a	-	-	-	-	-	n/a	n/a
Daryl Reaugh (G)	1	0	0	0	0	n/a	n/a	-	-	-	-	-	n/a	n/a
Ray Cote	2	0	0	0	2	0	1	-	-	-	-	-	-	-
Steve Smith	2	0	0	0	2	-2	3	-	-	-	-	-	-	-
Mike Zanier (G)	3	0	0	0	0	n/a	n/a	-	-	-	-	-	n/a	n/a
Andy Moog (G)	39	0	0	0	8	n/a	n/a	2	0	0	0	0	n/a	n/a
Esa Tikkanen	-	-	-	-	-	-	-	3	0	0	0	2	-1	3
Bench	-	-	-	-	12	-	-	-	-	-	-	4	-	-

GOALTENDER	REGULAR SEASON							PLAYOFFS										
	GP	MNS	GA	SO	GAA	SOG	SV%	W	L	T	GP	MNS	GA	GAA	SOG	SV%	W	L
Grant Fuhr	46	2557	165	1	3.87	1428	0.884	26	8	7	18	1063	55	3.10	520	0.894	15	3
Andy Moog	39	2017	111	1	3.30	1053	0.894	22	9	3	2	18	0	0.00	3	1.000	0	0
Mike Zanier	3	185	12	0	3.89	100	0.880	1	1	1	-	-	-	-	-	-	-	-
Marco Baron	1	32	2	0	3.71	9	0.778	0	1	0	-	-	-	-	-	-	-	-
Daryl Reaugh	1	60	5	0	5.04	35	0.857	0	1	0	-	-	-	-	-	-	-	-
Empty net goals	-	3	-	-	-	-	-	-	-	-	-	2	-	-	-	-	-	-

#	DATE	OPP	SCORE			RECORD		
			GF	GA	RES	W	L	T
1	0.11	@LAK	2	2	(OT)	0	0	1
2	0.12	STL	5	1	W	1	0	1
3	0.14	QUE	9	2	W	2	0	1
4	0.16	BOS	7	2	W	3	0	1
5	0.18	@MNS	7	5	W	4	0	1
6	0.19	@WPG1	7	4	W	5	0	1
7	0.21	CGY	6	4	W	6	0	1
8	0.24	WSH	3	3	(OT)	6	0	2
9	0.26	LAK	8	2	W	7	0	2
10	0.30	VAN	7	0	W	8	0	2
11	N. 2	CHI	4	2	W	9	0	2
12	N. 4	@WPG1	2	1	W	10	0	2
13	N. 6	@PIT	3	3	(OT)	10	0	3
14	N. 8	@NJD	3	2	W	11	0	3
15	N. 9	@WSH	8	5	W	12	0	3
16	N. 11	@PHI	5	7	L	12	1	3
17	N. 14	MTL	2	4	L	12	2	3
18	N. 15	@CGY	2	6	L	12	3	3
19	N. 17	VAN	7	0	W	13	3	3
20	N. 21	WPG1	7	5	W	14	3	3
21	N. 24	STL	7	6	W	15	3	3
22	N. 27	@TOR	7	1	W	16	3	3
23	N. 29	@BOS	4	2	W	17	3	3
24	N. 30	@HFD	4	2	W	18	3	3
25	D. 5	NYI	6	4	W	19	3	3
26	D. 7	MIN	6	3	W	20	3	3
27	D. 8	@VAN	2	3	(OT)	20	4	3
28	D. 13	@LAK	2	7	L	20	5	3
29	D. 15	@STL	8	2	W	21	5	3
30	D. 17	@NJD	2	5	L	21	6	3
31	D. 19	LAK	7	3	W	22	6	3
32	D. 21	VAN	1	3	L	22	7	3
33	D. 22	CGY	7	1	W	23	7	3
34	D. 26	@CGY	6	5	W	24	7	3
35	D. 29	DET	6	3	W	25	7	3
36	D. 30	@VAN	7	7	(OT)	25	7	4
37	J. 2	PHI	2	5	L	25	8	4
38	J. 4	WPG1	7	4	W	26	8	4
39	J. 6	@WPG1	7	2	W	27	8	4
40	J. 8	@QUE	4	0	W	28	8	4
41	J. 10	@MTL	5	2	W	29	8	4
42	J. 12	@PIT	3	4	L	29	9	4
43	J. 13	@BUF	5	4	W	30	9	4
44	J. 16	NYI	3	3	(OT)	30	9	5
45	J. 18	@VAN	4	4	(OT)	30	9	6
46	J. 19	VAN	7	5	W	31	9	6
47	J. 21	LAK	8	7	W	32	9	6
48	J. 25	NJD	4	2	W	33	9	6
49	J. 26	PIT	6	3	W	34	9	6
50	J. 28	CGY	4	3	W	35	9	6
51	J. 29	@CGY	4	2	W	36	9	6
52	F. 2	NYR	5	1	W	37	9	6
53	F. 3	HFD	6	3	W	38	9	6
54	F. 6	@WPG1	2	6	L	38	10	6
55	F. 8	@MNS	5	3	W	39	10	6
56	F. 9	@DET	6	5	W	40	10	6
57	F. 15	@NYR	7	8	L	40	11	6
58	F. 16	@PHI	4	5	L	40	12	6
59	F. 18	@BUF	6	4	W	41	12	6
60	F. 19	@TOR	9	4	W	42	12	6
61	F. 22	QUE	6	3	W	43	12	6
62	F. 23	WSH	3	3	(OT)	43	12	7
63	F. 27	MTL	1	4	L	43	13	7
64	M. 1	LAK	4	5	L	43	14	7
65	M. 3	WPG1	3	6	L	43	15	7
66	M. 5	@CGY	5	3	W	44	15	7
67	M. 9	NYR	3	3	(OT)	44	15	8
68	M. 10	@VAN	3	6	L	44	16	8
69	M. 13	DET	7	6	W	45	16	8
70	M. 15	BUF	4	4	(OT)	45	16	9
71	M. 17	@LAK	4	5	L	45	17	9
72	M. 20	CHI	6	4	W	46	17	9
73	M. 22	TOR	3	3	(OT)	46	17	10
74	M. 26	NYI	7	5	W	47	17	10
75	M. 28	@BOS	3	6	L	47	18	10
76	M. 29	@HFD	7	8	L	47	19	10
77	M. 31	@CHI	7	3	W	48	19	10
78	A. 2	@LA	6	4	W	49	19	10
79	A. 5	CGY	5					



# EDMONTON OILERS 1985-86 RESULTS & STATISTICS

COACH	REGULAR SEASON						PLAYOFFS					
	GP	W	L	T	PTS	GF	GA	GP	W	L	GF	GA
Gen Sather	80	56	17	7	119	426	310	10	6	4	41	30

1st Smythe Division, 1st Overall. Playoffs: Won Smythe Division Semi-Final 3-0 vs Vancouver, Lost Smythe Division Final 4-3 vs Calgary.

PLAYER	REGULAR SEASON							PLAYOFFS							
	GP	G	A	PTS	PIM	+/-	SOG	GP	G	A	PTS	PIM	+/-	SOG	
Wayne Gretzky	80	52	163	215	46	71	350	10	8	11	19	2	-1	41	
Paul Coffey	79	48	90	138	120	61	308	10	1	9	10	30	0	33	
Jari Kurri	78	68	63	131	22	45	236	10	2	10	12	4	0	26	
Glenn Anderson	72	54	48	102	90	38	242	10	8	3	11	14	2	38	
Mark Messier	63	35	49	84	70	35	198	10	4	6	10	18	0	23	
Mark Napier	80	24	32	56	14	13	117	10	1	4	5	0	5	14	
Craig MacTavish	74	23	24	47	70	16	121	10	4	4	8	11	6	17	
Charlie Huddy	76	6	35	41	55	28	149	7	0	2	2	0	3	5	
Mike Krushelnyski	54	16	24	40	22	11	98	10	4	5	9	16	3	15	
Raimo Summanen	73	19	18	37	16	9	83	5	1	1	2	0	2	6	
Dave Hunter	62	15	22	37	77	39	110	10	2	3	5	21	7	18	
Kevin McClelland	79	11	25	36	264	9	104	10	1	0	1	32	-1	7	
Randy Gregg	64	2	26	28	47	31	56	10	1	0	1	12	3	6	
Lee Fogolin Jr.	80	4	22	26	129	46	71	8	0	2	2	10	3	7	
Steve Smith	55	4	20	24	166	28	74	6	0	1	1	14	4	5	
Marty McSorley	59	11	12	23	265	10	72	8	0	2	2	50	3	4	
Dave Lumley	46	11	9	20	35	13	33	3	0	2	2	2	0	1	
Dave Semenko	69	6	12	18	141	-2	51	6	0	0	0	32	0	1	
Kevin Lowe	74	2	16	18	90	25	57	10	1	3	4	15	6	16	
Esa Tikkanen	35	7	6	13	28	6	47	8	3	2	5	7	1	19	
Don Jackson	45	2	8	10	93	3	34	8	0	0	0	21	3	8	
Mike Rogers	(NJR)	9	1	3	4	2	20	-	-	-	-	-	-	-	
	(EDM)	8	1	0	1	0	-2	5	-	-	-	-	-	-	
	(TOT)	17	2	3	5	2	0	25	-	-	-	-	-	-	
Gord Sherven	(MIN)	13	0	2	2	11	1	8	-	-	-	-	-	-	
	(EDM)	5	1	1	2	4	0	6	-	-	-	-	-	-	
	(TOT)	18	1	3	4	15	1	14	-	-	-	-	-	-	
Risto Jalo		3	0	3	3	0	2	3	-	-	-	-	-	-	
Grant Fuhr (G)		40	0	3	3	0	n/a	n/a	9	0	1	1	0	n/a	n/a
X - Billy Carroll		5	0	2	2	0	2	0	-	-	-	-	-	-	-
Andy Moog (G)		47	0	2	2	8	n/a	n/a	1	0	0	0	0	n/a	n/a
Ken Solheim		6	1	0	1	5	-2	8	-	-	-	-	-	-	-
Jeff Brubaker	(TOR)	21	0	0	0	67	0	8	-	-	-	-	-	-	-
	(EDM)	4	1	0	1	12	1	4	-	-	-	-	-	-	-
	(TOT)	25	1	0	1	79	1	12	-	-	-	-	-	-	-
Dean Hopkins		1	0	0	0	0	0	0	-	-	-	-	-	-	-
Mike Moller		1	0	0	0	0	0	2	-	-	-	-	-	-	-
Selmar Odelein		4	0	0	0	0	1	2	-	-	-	-	-	-	-
Jeff Beukeboom		-	-	-	-	-	-	-	1	0	0	0	4	1	1
Bench		-	-	-	-	30	-	-	-	-	-	-	6	-	-

GOALTENDER	REGULAR SEASON							PLAYOFFS										
	GP	MNS	GA	SO	GAA	SOG	SV%	W	L	T	GP	MNS	GA	GAA	SOG	SV%	W	L
Andy Moog	47	2658	164	1	3.70	1480	0.889	27	9	7	9	538	28	3.12	272	0.897	5	4
Grant Fuhr	40	2183	143	0	3.93	1295	0.889	29	8	0	1	60	1	1.00	27	0.963	1	0
Empty net goals	-	-	3	-	-	-	-	-	-	-	-	-	1	-	-	-	-	-

#	DATE	OPP	SCORE			RECORD		
			GF	GA	RES	W	L	T
1	0.10	WPG1	4	3	W	1	0	0
2	0.13	STL	6	3	W	2	0	0
3	0.16	NYI	6	4	W	3	0	0
4	0.18	BOS	3	2	W	4	0	0
5	0.20	@LAK	8	5	W	5	0	0
6	0.23	@WPG1	3	9	L	5	1	0
7	0.25	CGY	5	3	W	6	1	0
8	0.28	@CGY	6	4	W	7	1	0
9	0.30	WPG1	7	3	W	8	1	0
10	N.1	BUF	0	2	L	8	2	0
11	N.3	TOR	7	1	W	9	2	0
12	N.5	@VAN	6	4	W	10	2	0
13	N.6	@LAK	4	4T(OT)	10	2	1	
14	N.8	VAN	13	0	W	11	2	1
15	N.12	@WSH	2	5	L	11	3	1
16	N.14	@PHI	3	5	L	11	4	1
17	N.16	@NYI	4	4T(OT)	11	4	2	
18	N.17	@NYR	3	2W(OT)	12	4	2	
19	N.19	@QUE	5	4	W	13	4	2
20	N.20	@MTL	5	4W(OT)	14	4	2	
21	N.23	NJD	3	2	W	15	4	2
22	N.27	VAN	5	5T(OT)	15	4	3	
23	N.30	HFD	8	5	W	16	4	3
24	D.1	CGY	5	3	W	17	4	3
25	D.3	@LAK	8	4	W	18	4	3
26	D.5	LAK	6	6T(OT)	18	4	4	
27	D.7	MNS	8	4	W	19	4	4
28	D.8	CHI	4	3	W	20	4	4
29	D.10	@STL	3	7	L	20	5	4
30	D.11	@CHI	12	9	W	21	5	4
31	D.13	@WPG1	6	3	W	22	5	4
32	D.15	VAN	5	3	W	23	5	4
33	D.18	WSH	2	5	L	23	6	4
34	D.20	LAK	9	4	W	24	6	4
35	D.22	WPG1	5	7	L	24	7	4
36	D.29	@VAN	5	3	W	25	7	4
37	D.31	PHI	4	3	W	26	7	4
38	J.2	@CGY	4	3	W	27	7	4
39	J.4	HFD	4	3	W	28	7	4
40	J.5	CGY	6	3	W	29	7	4
41	J.8	@TOR	9	11	L	29	8	4
42	J.10	@QUE	3	5	L	29	9	4
43	J.11	@MTL	6	3	W	30	9	4
44	J.13	@BOS	5	3	W	31	9	4
45	J.15	@HFD	4	1	W	32	9	4
46	J.18	NJR	4	5	L	32	10	4
47	J.22	PIT	4	7	L	32	11	4
48	J.24	NJD	7	6W(OT)	33	11	4	
49	J.25	LAK	5	2	W	34	11	4
50	J.27	@CHI	4	3	W	35	11	4
51	J.29	@STL	5	5T(OT)	35	11	5	
52	J.31	CGY	7	4	W	36	11	5
53	F.1	@CGY	4	4T(OT)	36	11	6	
54	F.6	@NJD	6	4	W	37	11	6
55	F.8	@WSH	4	5L(OT)	37	12	6	
56	F.9	@BUF	2	4	L	37	13	6
57	F.11	@DET	3	2	W	38	13	6
58	F.14	QUE	8	2	W	39	13	6
59	F.16	BUF	7	5	W	40	13	6
60	F.19	TOR	9	5	W	41	13	6
61	F.22	BOS	5	6L(OT)	41	14	6	
62	F.24	MTL	3	2	W	42	14	6
63	F.26	@WPG1	8	2	W	43	14	6
64	M.2	PHI	2	1W(OT)	44	14	6	
65	M.4	@VAN	6	2	W	45	14	6
66	M.5	LAK	6	3	W	46	14	6
67	M.7	PIT	5	3	W	47	14	6
68	M.9	@LAK	7	3	W	48	14	6
69	M.11	@MNS	0	4	L	48	15	6
70	M.12	@WPG1	8	5	W	49	15	6
71	M.14	DET	12	3	W	50	15	6
72	M.18	WPG1	6	2	W	51	15	6
73	M.21	MNS	5	4W(OT)	52	15	6	
74	M.25	@DET	7	2	W	53	15	6
75	M.26	@PIT	8	3	W	54	15	6
76	M.28	@NYR	2	4	L	54	16	6
77	M.29	@NYI	4	4T(OT)	54	16	7	
78	A.2	VAN	8	4	W	55	16	7
79	A.4	@CGY	3	9	L	55	17	7
80	A.6	@VAN	3	2	W	56	17	7
<b>TEAM TOTALS</b>			<b>426</b>	<b>310</b>	<b>56</b>	<b>17</b>	<b>7</b>	

X - Denotes did not finish the season with the Oilers



# EDMONTON OILERS 1986-87 RESULTS & STATISTICS

COACH	REGULAR SEASON						PLAYOFFS					
	GP	W	L	T	PTS	GF	GA	GP	W	L	GF	GA
Glen Sather	80	50	24	6	106	372	284	21	16	5	87	57

PLAYER	REGULAR SEASON							PLAYOFFS						
	GP	G	A	PTS	PIM	+/-	SOG	GP	G	A	PTS	PIM	+/-	SOG
Wayne Gretzky	79	62	121	183	28	69	288	21	5	29	34	6	10	55
Jari Kurri	79	54	54	108	41	35	211	21	15	10	25	20	11	52
Mark Messier	77	37	70	107	73	22	210	21	12	16	28	16	13	62
Esa Tikkanen	76	34	44	78	120	44	126	21	7	2	9	22	1	39
Glenn Anderson	80	35	38	73	65	27	189	21	14	13	27	59	13	62
Paul Coffey	59	17	50	67	49	13	165	17	3	8	11	30	7	45
Kent Nilsson	(MIN)	44	13	33	46	12	1	89	-	-	-	-	-	-
(EDM)	17	5	12	17	4	10	25	21	6	13	19	6	11	46
(TOT)	61	18	45	63	16	11	114	21	6	13	19	6	11	46
Mike Krushelnyski	80	16	35	51	67	24	88	21	3	4	7	18	4	29
Craig MacTavish	79	20	19	39	55	9	139	21	1	9	10	16	1	35
Kevin Lowe	77	8	29	37	94	42	97	21	2	4	6	22	8	21
Moe Lemay	(VAN)	52	9	17	26	128	-1	87	-	-	-	-	-	-
(EDM)	10	1	2	3	36	2	7	9	2	1	3	11	1	6
(TOT)	62	10	19	29	164	1	94	9	2	1	3	11	1	6
Craig Muni	79	7	22	29	85	50	69	14	0	2	2	17	2	11
Kevin McClelland	72	12	13	25	238	-2	76	21	2	3	5	43	-6	24
Randy Gregg	52	8	16	24	42	36	59	18	3	6	9	17	8	29
Steve Smith	62	7	15	22	165	8	73	15	1	3	4	45	9	17
X - Mark Napier	62	8	13	21	2	2	87	-	-	-	-	-	-	-
Charlie Huddy	58	4	15	19	35	25	75	21	1	7	8	21	12	34
X - Raimo Summanen	48	10	7	17	15	-1	55	-	-	-	-	-	-	-
Dave Hunter	77	6	9	15	79	2	86	21	3	3	6	20	4	27
Reijo Ruotsalainen	16	5	8	13	6	8	52	21	2	5	7	10	8	46
Normand Lacombe	(BUF)	39	4	7	11	8	-10	48	-	-	-	-	-	-
(EDM)	1	0	0	0	2	-1	0	-	-	-	-	-	-	-
(TOT)	40	4	7	11	10	-11	48	-	-	-	-	-	-	-
Jeff Beukeboom	44	3	8	11	124	8	24	-	-	-	-	-	-	-
Marty McSorley	41	2	4	6	159	-3	33	21	4	3	7	65	8	22
Jaroslav Pouzar	12	2	3	5	6	3	11	5	1	1	2	2	4	9
X - Stu Kulak	23	3	1	4	41	3	30	-	-	-	-	-	-	-
Danny Gare	18	1	3	4	6	2	22	-	-	-	-	-	-	-
X - Lee Fogolin Jr.	35	1	3	4	17	-3	34	-	-	-	-	-	-	-
Mike Moller	6	2	1	3	0	2	10	-	-	-	-	-	-	-
Steve Graves	12	2	0	2	0	-3	12	-	-	-	-	-	-	-
Grant Fuhr	44	0	2	2	6	n/a	n/a	19	0	1	1	0	n/a	n/a
Andy Moog	46	0	2	2	8	n/a	n/a	2	0	0	0	0	n/a	n/a
Dave Lumley	1	0	0	0	0	0	0	-	-	-	-	-	-	-
Wayne Van Dorp	3	0	0	0	25	-1	3	3	0	0	0	2	0	1
X - Dave Semenko	5	0	0	0	0	0	1	-	-	-	-	-	-	-
Kelly Buchberger	-	-	-	-	-	-	-	3	0	0	0	5	0	0
Bench	-	-	-	-	28	-	-	-	-	-	-	4	-	-

GOALTENDER	REGULAR SEASON							PLAYOFFS										
	GP	MNS	GA	SO	GAA	SOG	SV%	W	L	T	GP	MNS	GA	GAA	SOG	SV%	W	L
Andy Moog	46	2457	144	0	3.52	1215	0.881	28	11	3	2	120	8	4.00	37	0.784	2	0
Grant Fuhr	44	2387	137	0	3.44	1148	0.881	22	13	3	19	1143	47	2.47	509	0.908	14	5
Empty net goals	-	-	3	-	-	-	-	-	-	-	-	2	-	-	-	-	-	-

#	DATE	OPP	GF	SCORE		RES	RECORD			
				GA	W		L	T	O	
1	0.9	@PHI	1	2	L	0	1	0	1	0
2	0.11	@MTL	5	4W (OT)	1	1	0	0	1	0
3	0.12	@WPG1	3	5	L	1	2	0	0	0
4	0.15	QUE	5	2	W	2	2	0	0	0
5	0.17	DET	4	3	W	3	2	0	0	0
6	0.19	@LAK	6	7	L	3	3	0	0	0
7	0.21	CHI	9	1	W	4	3	0	0	0
8	0.22	@CGY	3	6	L	4	4	0	0	0
9	0.24	BOS	6	2	W	5	4	0	0	0
10	0.26	VAN	3	2	W	6	4	0	0	0
11	0.29	WSH	6	3	W	7	4	0	0	0
12	0.31	@VAN	6	2	W	8	4	0	0	0
13	N.2	LAK	5	5T (OT)	8	4	1	0	0	0
14	N.5	CGY	1	3	L	8	5	1	0	0
15	N.7	@CGY	4	6	L	8	6	1	0	0
16	N.8	MTL	4	3	W	9	6	1	0	0
17	N.11	@NYI	3	2W (OT)	10	6	1	0	0	0
18	N.13	@BOS	3	4L (OT)	10	7	1	0	0	0
19	N.15	@HFD	2	6	L	10	8	1	0	0
20	N.16	@NYR	8	6	W	11	8	1	0	0
21	N.19	NYR	5	4W (OT)	12	8	1	0	0	0
22	N.22	VAN	5	2	W	13	8	1	0	0
23	N.24	@CGY	5	6	L	13	9	1	0	0
24	N.26	WPG1	4	3	W	14	9	1	0	0
25	N.28	CHI	5	6L (OT)	14	10	1	0	0	0
26	D.3	NYI	7	1	W	15	10	1	0	0
27	D.5	@PIT	4	2	W	16	10	1	0	0
28	D.7	@PHI	2	5	L	16	11	1	0	0
29	D.9	@MNS	3	2	W	17	11	1	0	0
30	D.10	@WPG1	7	4	W	18	11	1	0	0
31	D.12	WPG1	6	1	W	19	11	1	0	0
32	D.14	@LAK	4	2	W	20	11	1	0	0
33	D.17	QUE	5	3	W	21	11	1	0	0
34	D.19	VAN	4	2	W	22	11	1	0	0
35	D.20	LAK	8	8T (OT)	22	11	2	0	0	0
36	D.23	WPG1	1	2	L	22	12	2	0	0
37	D.28	PHI	6	4	W	23	12	2	0	0
38	D.30	@VAN	7	3	W	24	12	2	0	0
39	J.3	@LAK	8	1	W	25	12	2	0	0
40	J.7	LAK	1	6	L	25	13	2	0	0
41	J.9	STL	5	1	W	26	13	2	0	0
42	J.11	CGY	5	3	W	27	13	2	0	0
43	J.13	@DET	5	3	W	28	13	2	0	0
44	J.15	@QUE	4	1	W	29	13	2	0	0
45	J.17	@TOR	7	4	W	30	13	2	0	0
46	J.18	@BUF	5	6L (OT)	30	14	2	0	0	0
47	J.21	@WPG1	5	3	W	31	14	2	0	0
48	J.23	NYR	7	4	W	32	14	2	0	0
49	J.24	PIT	4	2	W	33	14	2	0	0
50	J.27	@VAN	4	4T (OT)	33	14	3	0	0	0
51	J.28	VAN	7	3	W	34	14	3	0	0
52	J.30	MNS	2	2T (OT)	34	14	4	0	0	0
53	F.1	@CHI	4	6	L	34	15	4	0	0
54	F.3	@STL	4	2	W	35	15	4	0	0
55	F.4	@MNS	6	5W (OT)	36	15	4	0	0	0
56	F.6	NYI	3	3T (OT)	36	15	5	0	0	0
57	F.8	STL	6	2	W	37	15	5	0	0
58	F.15	WSH	3	5	L	37	16	5	0	0
59	F.18	TOR	9	2	W	38	16	5	0	0
60	F.22	@WPG1	2	5	L	38	17	5	0	0
61	F.24	@PIT	2	5	L	38	18	5	0	0
62	F.25	@NJD	2	4	L	38	19	5	0	0
63	F.27	@WSH	2	5	L	38	20	5	0	0
64	M.4	@VAN	8	5	W	39	20	5	0	0
65	M.6	LAK	9	3	W	40	20	5	0	0
66	M.7	MTL	5	3	W	41	20	5	0	0
67	M.11	DET	6	3	W	42	20	5	0	0
68										



# EDMONTON OILERS 1987-88 RESULTS & STATISTICS

## REGULAR SEASON

## PLAYOFFS

**COACH** GP W L T PTS GF GA GP W L GF GA  
 Glen Sather 80 44 25 11 99 363 288 19\* 16 2 84 53  
 STANLEY CUP CHAMPIONS, 2nd Smythe Division, 3rd Overall. Playoffs: Won Smythe Division Semi-Final 4-1 vs Winnipeg, Won Smythe Division Final 4-0 vs Calgary, Won Campbell Conference Final 4-1 vs Detroit, Won Stanley Cup Final 4-0 vs Boston.

\* Most of an extra 19th game was played in the final between Boston and Edmonton, but stopped because of an electrical issue. Individual stats counted for that game, but no win was attributed.

PLAYER	REGULAR SEASON						PLAYOFFS								
	GP	G	A	PTS	PIM	+/-	SOG	GP	G	A	PTS	PIM	+/-	SOG	
Wayne Gretzky	64	40	109	149	24	39	211	19	12	31	43	16	9	62	
Mark Messier	77	37	74	111	103	21	182	19	11	23	34	29	9	42	
Jari Kurri	80	43	53	96	30	25	207	19	14	17	31	12	15	57	
Craig Simpson	(PIT)	21	13	13	26	34	5	59	-	-	-	-	-	-	
	(EDM)	59	43	21	64	43	15	118	19	13	6	19	26	4	33
	(TOT)	80	56	34	90	77	20	177	19	13	6	19	26	4	33
Glenn Anderson	80	38	50	88	58	5	255	19	9	16	25	49	5	43	
Esa Tikkanen	80	23	51	74	153	21	142	19	10	17	27	72	2	42	
Geoff Courtnall	(BOS)	62	32	26	58	108	24	220	-	-	-	-	-	-	
	(EDM)	12	4	4	8	15	1	32	19	0	3	3	23	2	33
	(TOT)	74	36	30	66	123	25	252	19	0	3	3	23	2	33
Steve Smith	79	12	43	55	286	40	116	19	1	11	12	55	16	26	
Mike Krushelnyski	76	20	27	47	64	26	124	19	4	6	10	12	4	18	
Charlie Huddy	77	13	28	41	71	23	163	13	4	5	9	10	2	33	
Craig MacIavish	80	15	17	32	47	-3	90	19	0	1	1	31	0	12	
Keith Acton	(MIN)	46	8	11	19	74	-9	49	-	-	-	-	-	-	
	(EDM)	26	3	6	9	21	-10	26	7	2	0	2	16	4	10
	(TOT)	72	11	17	28	95	-19	75	7	2	0	2	16	4	10
Dave Hannan	(PIT)	21	4	3	7	23	-2	34	-	-	-	-	-	-	
	(EDM)	51	9	11	20	43	12	62	12	1	1	2	8	-3	11
	(TOT)	72	13	14	27	66	10	96	12	1	1	2	8	-3	11
Marty McSorley	60	9	17	26	223	23	66	16	0	3	3	67	2	15	
Jeff Beukeboom	73	5	20	25	201	27	76	7	0	0	0	16	-1	2	
Kevin Lowe	70	9	15	24	89	18	82	19	0	2	2	26	2	9	
Craig Muni	72	4	15	19	77	32	56	19	0	4	4	31	7	11	
Normand Lacombe	53	8	9	17	17	-3	44	19	3	0	3	28	0	17	
Kevin McClelland	74	10	6	16	281	1	61	19	2	3	5	68	-1	13	
Chris Joseph	(PIT)	17	0	4	4	0	2	13	-	-	-	-	-	-	
	(EDM)	7	0	4	4	6	-3	1	-	-	-	-	-	-	
	(TOT)	24	0	8	8	6	-1	14	-	-	-	-	-	-	
Grant Fuhr (G)	75	0	8	8	16	n/a	n/a	19	0	1	1	6	n/a	n/a	
Steve Graves	21	3	4	7	10	13	21	-	-	-	-	-	-	-	
Steve Dykstra	(BUF)	27	1	1	2	10	-	-	-	-	-	-	-	-	
	(EDM)	15	2	3	5	39	1	15	-	-	-	-	-	-	
	(TOT)	42	3	4	7	49	-	-	-	-	-	-	-	-	
X - Dave Hunter	21	3	3	6	6	1	18	-	-	-	-	-	-	-	
X - Moe Mantha	25	0	6	6	26	7	50	-	-	-	-	-	-	-	
Tom McMurchy	9	4	1	5	8	2	11	-	-	-	-	-	-	-	
John Milner	14	2	3	5	16	-4	16	-	-	-	-	-	-	-	
X - Ron Shudra	10	0	5	5	6	5	8	-	-	-	-	-	-	-	
Jim Wiemer	12	1	2	3	15	7	24	2	0	0	0	2	-2	3	
Randy Gregg	15	1	2	3	8	4	20	19	1	8	9	24	17	22	
Bill Ranford (G)	6	0	2	2	0	n/a	n/a	-	-	-	-	-	-	-	
Selmar Odelein	12	0	2	2	33	-2	17	-	-	-	-	-	-	-	
Jim Ennis	5	1	0	1	10	0	9	-	-	-	-	-	-	-	
Kelly Buchberger	19	1	0	1	81	-1	10	-	-	-	-	-	-	-	
Scott Metcalfe	2	0	0	0	0	-1	0	-	-	-	-	-	-	-	
Warren Skorodenski(G)	3	0	0	0	0	n/a	n/a	-	-	-	-	-	n/a	n/a	
X - Moe Lemay	4	0	0	0	2	-1	5	-	-	-	-	-	-	-	
Dave Donnelly	4	0	0	0	4	0	3	-	-	-	-	-	-	-	
Daryl Reaugh (G)	6	0	0	0	0	n/a	n/a	-	-	-	-	-	n/a	n/a	
Bench	-	-	-	-	22	-	-	-	-	-	-	6	-	-	

## REGULAR SEASON

## PLAYOFFS

GOALTENDER	GP	MNS	GA	SO	GAA	SOG	SV%	W	L	T	PLAYOFFS							
											GP	MNS	GA	GAA	SOG	SV%	W	L
Grant Fuhr	75	4301	246	4	3.43	2061	0.881	40	24	9	19	1136	55	2.91	470	0.883	16	2
Bill Ranford	6	325	16	0	2.95	159	0.899	3	0	2	-	-	-	-	-	-	-	-
Daryl Reaugh	6	175	14	0	4.79	114	0.877	1	1	0	-	-	-	-	-	-	-	-
Warren Skorodenski	3	60	7	0	6.98	25	0.720	0	0	0	-	-	-	-	-	-	-	-
Empty-net goals	-	-	5	-	-	-	-	-	-	-	-	1	-	-	-	-	-	-

X - Denotes did not finish the season with the Oilers

## GAME-BY-GAME RESULTS

#	DATE	OPP	SCORE			RECORD								
			GF	GA	RES	W	L	T						
1	0.9	DET	1	4	L	0	1	0						
2	0.11	@LAK	9	2	W	1	1	0						
3	0.14	CGY	4	5	L	1	2	0						
4	0.16	@CGY	5	2	W	2	2	0						
5	0.17	BOS	4	3	W	3	2	0						
6	0.21	LAK	6	2	W	4	2	0						
7	0.23	@VAN	5	4W(OT)	5	2	0							
8	0.24	VAN	9	5	W	6	2	0						
9	0.27	@QUE	0	5	L	6	3	0						
10	0.28	@MTL	1	3	L	6	4	0						
11	0.31	@NJD	5	6	L	6	5	0						
12	N.1	@NYR	7	6	W	7	5	0						
13	N.4	NYR	7	2	W	8	5	0						
14	N.5	@CGY	4	4T(OT)	8	5	1							
15	N.7	BUF	5	0	W	9	5	1						
16	N.10	@LAK	4	4T(OT)	9	5	2							
17	N.14	@STL	6	5W(OT)	10	5	2							
18	N.15	@CHI	4	5	L	10	6	2						
19	N.18	QUE	4	1	W	11	6	2						
20	N.20	PIT	4	1	W	12	6	2						
21	N.22	@WPG1	3	4L(OT)	12	6	2							
22	N.25	NJD	7	8L(OT)	12	8	2							
23	N.27	CHI	4	3	W	13	8	2						
24	N.29	@BUF	5	2	W	14	8	2						
25	D.1	@WSH	2	4	L	14	9	2						
26	D.2	@DET	4	7	L	14	10	2						
27	D.5	TOR	5	2	W	15	10	2						
28	D.6	MNS	10	4	W	16	10	2						
29	D.9	WPG1	2	0	W	17	10	2						
30	D.11	VAN	2	1	W	18	10	2						
31	D.12	@VAN	6	3	W	19	10	2						
32	D.16	@LAK	5	7	L	19	11	2						
33	D.18	WPG	5	5T(OT)	19	11	3							
34	D.19	HFD	4	4	L	19	12	3						
35	D.22	LAK	5	2	W	20	12	3						
36	D.26	@CGY	5	4	W	21	12	3						
37	D.28	VAN	7	3	W	22	12	3						
38	D.30	PHI	6	0	W	23	12	3						
39	J.2	@WSH	0	2	L	23	13	3						
40	J.4	@BOS	2	2T(OT)	23	13	4							
41	J.6	@HFD	5	1	W	24	13	4						
42	J.8	@WPG1	4	4T(OT)	24	13	5							
43	J.9	NYI	5	1	W	25	13	5						
44	J.11	WSH	3	2	W	26	13	5						
45	J.13	CGY	5	3	W	27	13	5						
46	J.15	WPG1	4	4T(OT)	27	13	6							
47	J.18	@MTL	4	6	L	27	14	6						
48	J.19	@QUE	4	4T(OT)	27	14	7							
49	J.21	@PHI	1	3	L	27	15	7						
50	J.23	@NYI	2	3	L	27	16	7						
51	J.25	@PIT	6	4	W	28	16	7						
52	J.29	CGY	4	5	L	28	17	7						
53	J.30	HFD	5	2	W	29	17	7						
54	F.3	NJD	8	5	W	30	17	7						
55	F.6	@LAK	2	7	L	30	18	7						
56	F.11	@VAN	7	2	W	31	18	7						
57	F.12	BOS	4	7	L	31	19	7						
58	F.14	VAN	7	6	W	32	19	7						
59	F.17	TOR	4	4T(OT)	32	19	8							
60	F.19	PIT	7	3	W	33	19	8						
61	F.21	@WPG1	4	3W(OT)	34	19	8							
62	F.23	@STL	6	4	W	35	19	8						
63	F.24	@CHI	4	6	L	35	20	8						
64	F.28	CGY	2	3	L	35	21	8						
65	M.1	LAK	5	3	W	36	21	8						
66	M.4	PHI	7	4	W	37	21	8						
67	M.5	@CGY	4	7	L	37	22	8						
68	M.7	@WPG1	6	0	W	38	22	8						
69	M.9	MTL	1	4	L	38	23	8						
70	M.12	@VAN	3	3T(OT)	38	24	9							
71	M.15	BUF	5	4	W	39	24	9						
72	M.18	WPG	4	1	W	40	24	9						
73	M.20	@MNS	5	5T(OT)	40	24	10							
74	M.22	@DET	6	4	W	41	24	10						
75	M.24	@NYR	1	6	L	41	24	10						
76	M.26	@NYI	4	5	L	41	25	10						
77	M.28	@TOR	6	4	W	42	25	10						
78	M.30	MNS	6	3	W	43	25	10						
79	A.1	STL	5	2	W	44	25	10						
80	A.3	LAK	5	5T(OT)	44	25	11							
<b>TEAM TOTALS</b>			<b>363</b>	<b>288</b>	<b>44</b>	<b>25</b>	<b>11</b>							





# EDMONTON OILERS 1988-89 RESULTS & STATISTICS

COACH	REGULAR SEASON						PLAYOFFS					
	GP	W	L	T	PTS	GF	GA	GP	W	L	GF	GA
Full Name	80	38	34	8	84	325	306	7	3	4	20	25

3rd Smythe Division, 7th Overall. Playoffs: Lost Smythe Division Semi-Final 4-3 vs Los Angeles.

PLAYER	REGULAR SEASON							PLAYOFFS						
	GP	G	A	PTS	PIM	+/-	SOG	GP	G	A	PTS	PIM	+/-	SOG
Jari Kurri	76	44	58	102	69	19	214	7	3	5	8	6	-2	17
Jimmy Carson	80	49	51	100	36	3	240	7	2	1	3	6	0	15
Mark Messier	72	33	61	94	130	-5	164	7	1	11	12	8	-1	23
Esa Tikkanen	67	31	47	78	92	10	151	7	1	3	4	12	-1	17
Craig Simpson	66	35	41	76	80	-3	121	7	2	0	2	10	-3	10
Glenn Anderson	79	16	48	64	93	-16	212	7	1	2	3	8	-1	16
Craig MacTavish	80	21	31	52	55	10	120	7	0	1	1	8	1	10
Charlie Huddy	76	11	33	44	52	0	178	7	2	0	2	4	-2	17
Tomas Jonsson	(NYI)	53	9	23	33	34	-13	103	-	-	-	-	-	-
	(EDM)	20	1	10	11	22	-12	46	4	2	0	2	6	1
	(TOT)	73	10	33	44	56	-25	149	4	2	0	2	6	1
Normand Lacombe	64	17	11	28	57	2	71	7	2	1	3	21	3	10
X - Keith Acton	46	11	15	26	47	9	74	-	-	-	-	-	-	-
Miroslav Frycer	(DET)	23	7	8	15	47	-4	40	-	-	-	-	-	-
	(EDM)	14	5	5	10	18	2	33	-	-	-	-	-	-
	(TOT)	37	12	13	25	65	-2	73	-	-	-	-	-	-
Kevin Lowe	76	7	18	25	98	26	85	7	1	2	3	4	-1	11
Steve Smith	35	3	19	22	97	5	47	7	2	2	4	20	3	6
Kevin McClelland	79	6	14	20	161	-10	43	7	0	2	2	16	3	7
Craig Muni	69	5	13	18	71	43	40	7	0	3	3	8	-1	4
Randy Gregg	57	3	15	18	28	-9	42	7	1	0	1	6	4	8
Kelly Buchberger	66	5	9	14	234	-14	57	-	-	-	-	-	-	-
Craig Redmond	21	3	10	13	12	-10	29	-	-	-	-	-	-	-
Dave Hunter	(WPG)	34	3	1	4	61	-3	43	-	-	-	-	-	-
	(EDM)	32	3	5	8	22	-5	44	6	0	0	0	0	-2
	(TOT)	66	6	6	12	83	-8	87	6	0	0	0	0	-2
Mark Lamb	20	2	8	10	14	4	20	6	0	2	2	8	1	8
Chris Joseph	44	4	5	9	54	-9	36	-	-	-	-	-	-	-
X - Greg Adams	49	4	5	9	82	1	49	-	-	-	-	-	-	-
Reed Larson	10	2	7	9	15	1	19	-	-	-	-	-	-	-
Doug Halward	(DET)	18	0	1	1	36	-11	5	-	-	-	-	-	-
	(EDM)	24	0	7	7	25	-3	8	2	0	0	0	0	-2
	(TOT)	53	0	8	8	61	-14	13	2	0	0	0	0	-2
Jeff Beukeboom	36	0	5	5	94	2	26	1	0	0	0	2	0	0
Dave Brown	(PHI)	50	0	3	3	100	-8	28	-	-	-	-	-	-
	(EDM)	22	0	2	2	56	-4	14	7	0	0	0	6	-2
	(TOT)	72	0	5	5	156	-12	42	7	0	0	0	6	-2
Martin Gelinas	6	1	2	3	0	-1	14	-	-	-	-	-	-	-
X - Doug Smith	19	1	1	2	9	-1	15	-	-	-	-	-	-	-
John LeBlanc	2	1	0	1	0	0	5	1	0	0	0	0	0	2
Alan May	3	1	0	1	7	0	3	-	-	-	-	-	-	-
Mike Ware	2	0	1	1	11	1	0	-	-	-	-	-	-	-
X - Ken Hammond	5	0	1	1	8	-2	1	-	-	-	-	-	-	-
Grant Fuhr (G)	59	0	1	1	6	n/a	n/a	7	0	0	0	0	n/a	n/a
Nick Fotiu	1	0	0	0	0	1	0	-	-	-	-	-	-	-
Francois Leroux	2	0	0	0	0	1	0	-	-	-	-	-	-	-
Selmar Odelein	2	0	0	0	2	-1	0	-	-	-	-	-	-	-
Kim Isell	4	0	0	0	0	-1	1	-	-	-	-	-	-	-
Glen Cochrane	(CHI)	6	0	0	0	13	-1	1	-	-	-	-	-	-
	(EDM)	12	0	0	0	52	-2	3	-	-	-	-	-	-
	(TOT)	18	0	0	0	65	-3	4	-	-	-	-	-	-
Bill Ranford (G)	29	0	0	0	2	n/a	n/a	-	-	-	-	-	n/a	n/a
Bench	-	-	-	-	20	-	-	-	-	-	-	2	-	-

GOALTENDER	REGULAR SEASON							PLAYOFFS										
	GP	MNS	GA	SO	GAA	SOG	SV%	W	L	T	GP	MNS	GA	GAA	SOG	SV%	W	L
Grant Fuhr	59	3341	213	1	3.83	1710	0.875	23	26	6	7	417	24	3.45	226	0.894	3	4
Bill Ranford	29	1509	88	1	3.50	717	0.877	15	8	2	-	-	-	-	-	-	-	-
Empty net goals	-	-	5	-	-	-	-	-	-	-	-	-	1	-	-	-	-	-

#	DATE	OPP	SCORE			RECORD		
			GF	GA	RES	W	L	T
1	0.7	NYI	5	1	W	1	0	0
2	0.9	WPG1	4	4	W	2	0	0
3	0.12	VAN	2	6	L	2	1	0
4	0.14	@CGY	1	6	L	2	2	0
5	0.16	@WPG1	3	3	(OT)	2	2	1
6	0.17	MNS	3	3	(OT)	2	2	2
7	0.19	LAK	8	6	W	3	2	2
8	0.23	@VAN	5	6	L	3	3	2
9	0.25	@LAK	5	4	(OT)	4	3	2
10	0.29	WSH	4	3	W	5	3	2
11	0.30	CHI	2	5	L	5	4	2
12	N.2	STL	5	4	W	6	4	2
13	N.4	BUF	7	3	W	7	4	2
14	N.6	@DET	2	5	L	7	5	2
15	N.8	@PIT	7	3	W	8	5	2
16	N.9	@NJD	3	2	(OT)	9	5	2
17	N.12	@TOR	6	2	W	10	5	2
18	N.13	@BUF	5	4	(OT)	11	5	2
19	N.16	WPG1	1	2	(OT)	11	6	2
20	N.19	TOR	9	1	W	12	6	2
21	N.20	@WPG1	4	7	L	12	7	2
22	N.23	@MNS	3	3	(OT)	12	7	3
23	N.24	@STL	4	2	W	13	7	3
24	N.26	@MTL	5	7	L	13	8	3
25	N.28	@QUE	7	4	W	14	8	3
26	N.30	VAN	4	2	W	15	8	3
27	D.2	CGY	4	7	L	15	9	3
28	D.4	NYR	10	6	W	16	9	3
29	D.7	QUE	8	3	W	17	9	3
30	D.8	@CGY	3	5	L	17	10	3
31	D.10	WPG1	6	7	L	17	11	3
32	D.14	@TOR	8	2	W	18	11	3
33	D.15	@BOS	3	4	(OT)	18	12	3
34	D.17	@HFD	4	2	W	19	12	3
35	D.19	@BUF	5	2	(OT)	19	12	4
36	D.21	VAN	1	2	L	19	13	4
37	D.23	CGY	4	1	W	20	13	4
38	D.31	MTL	2	4	L	20	14	4
39	J.2	@MNS	3	2	(OT)	21	14	4
40	J.4	QUE	4	2	W	22	14	4
41	J.7	@CGY	2	7	L	22	15	4
42	J.8	CGY	6	0	W	23	15	4
43	J.10	@LAK	4	5	(OT)	23	17	4
44	J.13	@WSH	3	5	L	23	16	4
45	J.15	@NJD	0	1	L	23	18	4
46	J.16	@CHI	2	2	(OT)	23	18	5
47	J.18	@WPG1	9	4	W	24	18	5
48	J.20	PHI	1	1	(OT)	24	18	6
49	J.21	PIT	4	7	L	24	19	6
50	J.23	NYR	2	3	L	24	20	6
51	J.25	CHI	3	6	L	24	21	6
52	J.28	@LAK	7	6	W	25	21	6
53	J.31	@VAN	2	6	L	25	22	6
54	F.1	VAN	4	3	W	26	22	6
55	F.3	DET	8	5	W	27	22	6
56	F.5	NJD	2	4	L	27	23	6
57	F.9	@PHI	3	1	W	28	23	6
58	F.11	@BOS	2	5	L	28	24	6
59	F.12	@NYR	3	1	W	29	24	6
60	F.14	@NYI	3	5	L	29	25	6
61	F.17	WSH	2	8	L	29	26	6
62	F.19	BOS	2	4	L	29	27	6
63	F.21	HFD	7	4	W	30	27	6
64	F.24	LAK	4	1	W	31	27	6
65	F.25	STL	5	3	W	32	27	6
66	M.1	MTL	3	0	W	33	27	6
67	M.3	@WPG1	7	4	W	34	27	6
68	M.5	@PIT	4	2	W	35	27	6
69	M.7	@PHI	4	4	(OT)	35	27	7
70	M.8	@HFD	3	7	L	35	28	7
71	M.11	CGY	5	5	(OT)	35	28	8
72	M.12	LAK	3	6	L	35	29	8
73	M.15	DET	6	8	L	35	30	8
74	M.16	@VAN	0	3	L	35	31	8
75	M.19	NYI	3	2	W	36	31	8
76	M.21	LAK	3	4	L	36	32	8
77	M.23	WPG1	5	4	W	37	32	8
78	M.25	@LAK	2	4	L	37	33	8
79	M.29	@VAN	5	2	W	38	33	8
80	A.2	@CGY	2	4	L	38	34	8
<b>TEAM TOTALS</b>			<b>325</b>	<b>306</b>		<b>38</b>	<b>34</b>	<b>8</b>

X - Denotes did not finish the season with the Oilers



# EDMONTON OILERS 1989-90 RESULTS & STATISTICS

COACH	REGULAR SEASON						PLAYOFFS					
	GP	W	L	T	PTS	GF	GA	GP	W	L	GF	GA
John Muckler	80	38	28	14	90	315	283	22	16	6	93	60

STANLEY CUP CHAMPIONS, 2nd Smyth Division, 5th Overall. Playoffs: Won Smythe Division Semi-Final 4-3 vs Winnipeg, Won Smyth Division Final 4-0 vs Los Angeles, Won Campbell Conference Final 4-2 vs Chicago, Won Stanley Cup Final 4-1 vs. Boston.

PLAYER	REGULAR SEASON							PLAYOFFS						
	GP	G	A	PTS	PIM	+/-	SOG	GP	G	A	PTS	PIM	+/-	SOG
Mark Messier	79	45	84	129	79	19	211	22	9	22	31	20	5	47
Jari Kurri	78	33	60	93	48	18	201	22	10	15	25	18	13	58
Glenn Anderson	73	34	38	72	107	-1	204	22	10	12	22	20	12	46
Petr Klima	(DET)	13	5	5	10	6	-8	37	-	-	-	-	-	-
	(EDM)	63	25	28	53	66	-1	149	21	5	0	5	8	-2
	(TOT)	76	30	33	63	72	-9	186	21	5	0	5	8	-2
Esa Tikkanen	79	30	33	63	161	17	199	22	13	11	24	26	12	54
Craig Simpson	80	29	32	61	180	-2	129	22	16	15	31	8	11	42
Craig MacTavish	80	21	22	43	89	13	109	22	2	6	8	29	6	21
Steve Smith	75	7	34	41	171	6	125	22	5	10	15	37	15	35
Kevin Lowe	78	7	26	33	140	18	74	20	0	2	2	10	3	11
Joe Murphy	(DET)	9	3	1	4	4	4	16	-	-	-	-	-	-
	(EDM)	62	7	18	25	56	1	101	22	6	8	14	16	1
	(TOT)	71	10	19	29	60	5	117	22	6	8	14	16	1
Mark Lamb	58	12	16	28	42	10	81	22	6	11	17	2	12	34
Martin Gelinas	46	17	8	25	30	0	71	20	2	3	5	6	0	24
Randy Gregg	48	4	20	24	42	24	41	20	2	6	8	16	1	17
Charlie Huddy	70	1	23	24	56	-13	119	22	0	6	6	10	11	35
Adam Graves	(DET)	13	0	1	1	13	-5	10	-	-	-	-	-	-
	(EDM)	63	9	12	21	123	5	84	22	5	6	11	17	1
	(TOT)	76	9	13	22	136	0	94	22	5	6	11	17	1
Vladimir Ruzicka	25	11	6	17	10	-21	52	-	-	-	-	-	-	-
Craig Muni	71	5	12	17	81	22	42	22	0	3	3	16	7	13
Geoff Smith	74	4	11	15	52	13	66	3	0	0	0	0	0	1
Reijo Ruotsalainen	(NI)	31	2	5	7	14	-4	52	-	-	-	-	-	-
	(EDM)	10	1	7	8	6	-1	28	22	2	11	13	12	13
	(TOT)	41	3	12	15	20	-5	80	22	2	11	13	12	13
Jeff Beukeboom	46	1	12	13	86	5	36	2	0	0	0	0	2	0
Kelly Buchberger	55	2	6	8	168	-8	35	19	0	5	5	13	2	15
X - Normand Lacombe	15	5	2	7	21	4	15	-	-	-	-	-	-	-
Peter Eriksson	20	3	3	6	24	-1	23	-	-	-	-	-	-	-
Dave Brown	60	0	6	6	145	-3	32	3	0	0	0	0	0	2
X - Jimmy Carson	4	1	2	3	0	-2	11	-	-	-	-	-	-	-
X - Kevin McClelland	10	1	1	2	13	-1	7	-	-	-	-	-	-	-
Chris Joseph	4	0	2	2	2	-2	5	-	-	-	-	-	-	-
Bill Ranford (G)	56	0	2	2	18	n/a	n/a	22	0	2	2	4	n/a	n/a
Mike Greenlay (G)	2	0	1	1	2	n/a	n/a	-	-	-	-	-	n/a	n/a
Francois Leroux	3	0	1	1	0	-2	0	-	-	-	-	-	-	-
Trevor Sim	3	0	1	1	2	0	0	-	-	-	-	-	-	-
Bruce Bell	1	0	0	0	0	0	1	-	-	-	-	-	-	-
Randy Exelby (G)	1	0	0	0	0	n/a	n/a	-	-	-	-	-	n/a	n/a
Tom Lehmann	1	0	0	0	0	1	0	-	-	-	-	-	-	-
Norm MacIver	1	0	0	0	0	-1	0	-	-	-	-	-	-	-
Mike Ware	3	0	0	0	4	-1	1	-	-	-	-	-	-	-
Eldon Reddick (G)	11	0	0	0	0	n/a	n/a	1	0	0	0	0	n/a	n/a
Grant Fuhr (G)	21	0	0	0	2	n/a	n/a	-	-	-	-	-	n/a	n/a
Anatoli Semenov	-	-	-	-	-	-	-	2	0	0	0	0	-1	0
Bench	-	-	-	-	22	-	-	-	-	-	-	-	0	-

GOALTENDER	REGULAR SEASON							PLAYOFFS												
	GP	MNS	GA	SO	GAA	SOG	SV%	W	L	T	GP	MNS	GA	SO	GAA	SOG	SV%	W	L	T
Bill Ranford	56	3107	165	1	3.19	1458	0.887	24	16	9	22	1401	59	2.53	671	0.912	16	6	0	0
Grant Fuhr	21	1081	70	1	3.89	532	0.868	9	7	3	1	2	0	0.00	1	1.000	0	0	0	0
Eldon Reddick	11	604	31	0	3.08	281	0.890	5	4	2	-	-	-	-	-	-	-	-	-	-
Mike Greenlay	2	20	4	0	11.75	17	0.765	0	0	0	-	-	-	-	-	-	-	-	-	-
Randy Exelby	1	60	5	0	5.01	29	0.828	0	1	0	-	-	-	-	-	-	-	-	-	-
Empty net goals	-	-	8	-	-	-	-	-	-	-	-	1	-	-	-	-	-	-	-	-

#	DATE	OPP	SCORE			RECORD		
			GF	GA	RES	W	L	T
1	0.5	@VAN	4	1	W	1	0	0
2	0.7	@LAK	6	5	W	2	0	0
3	0.11	VAN	2	5	L	2	1	0
4	0.13	BOS	3	3T(OT)	2	1	1	0
5	0.15	LAK	4	5L(OT)	2	2	1	0
6	0.18	WPG1	0	2	W	3	2	1
7	0.20	BOS	0	3	L	3	3	1
8	0.22	@WPG1	4	5	L	3	4	1
9	0.24	@NYI	3	3T(OT)	3	4	2	0
10	0.25	@NYR	3	3T(OT)	3	4	3	0
11	0.28	@QUE	6	3	W	4	4	3
12	0.29	@MTL	4	5	L	4	5	3
13	N.1	NJD	6	6T(OT)	4	5	4	0
14	N.3	CGY	5	2	W	5	5	4
15	N.4	PIT	1	3	L	5	6	4
16	N.6	@CGY	1	5	L	5	7	4
17	N.9	@BOS	2	6	L	5	8	4
18	N.11	@WSH	3	3	W	6	8	4
19	N.12	@BUF	5	6	L	6	9	4
20	N.15	LAK	2	2T(OT)	6	9	5	0
21	N.17	BUF	3	0	W	7	9	5
22	N.19	CHI	5	4W(OT)	8	9	5	0
23	N.21	VAN	4	3	W	9	9	5
24	N.24	@PHI	1	5	L	9	10	5
25	N.25	@NYI	7	2	W	10	10	5
26	N.27	@DET	6	2	W	11	10	5
27	N.30	@LAK	7	6	W	12	10	5
28	D.2	MNS	6	1	W	13	10	5
29	D.3	TOR	5	3	W	14	10	5
30	D.8	LAK	5	4W(OT)	15	10	5	0
31	D.11	CGY	3	3T(OT)	15	10	6	0
32	D.13	QUE	5	1	W	16	10	6
33	D.16	@STL	3	3T(OT)	16	10	7	0
34	D.17	@CHI	5	6	L	16	11	7
35	D.19	@MNS	5	0	W	17	11	7
36	D.21	WPG1	3	2	W	18	11	7
37	D.23	CGY	2	1	W	19	11	7
38	D.27	PHI	2	1	W	20	11	7
39	D.29	MTL	6	2	W	21	11	7
40	D.31	@WPG1	2	3	L	21	12	7
41	J.2	@STL	6	4	W	22	12	7
42	J.3	@CHI	2	3	L	22	13	7
43	J.6	HFD	4	4T(OT)	22	13	8	0
44	J.7	CGY	1	3	L	22	14	8
45	J.9	@CGY	3	2W(OT)	23	14	8	0
46	J.11	@LAK	3	3T(OT)	23	14	9	0
47	J.16	DET	4	6	L	23	15	9
48	J.17	WPG1	6	3	W	24	15	9
49	J.23	NYR	3	4	L	24	16	9
50	J.25	LAK	7	6	W	25	16	9
51	J.27	VAN	6	2	W	26	16	9
52	J.30	@HFD	4	4T(OT)	26	16	10	0
53	J.31	@DET	5	7	L	26	17	10
54	F.2	@PIT	3	6	L	26	18	10
55	F.4	@WSH	5	4W(OT)	27	18	10	0
56	F.6	@NJD	2	2T(OT)	27	18	11	0
57	F.7	@NYR	2	5	L	27	19	11
58	F.11	WPG1	7	4	W	28	19	11
59	F.14	WSH	3	4	L	28	20	11
60	F.16	@VAN	2	2T(OT)	28	20	12	0
61	F.18	MNS	3	2	W	29	20	12
62	F.20	@VAN	4	2	W	30	20	12
63	F.21	BUF	7	3	W	31	20	12



# EDMONTON OILERS 1990-91 RESULTS & STATISTICS

COACH	REGULAR SEASON						PLAYOFFS					
	GP	W	L	T	PTS	GF	GA	GP	W	L	GF	GA
John Muckler	80	37	37	6	80	272	272	18	9	9	57	60

3rd Smythe Division, 11th Overall, Playoffs: Won Smythe Division Semi-Final 4-3 vs. Calgary, Won Smythe Division Final 4-2 vs. Los Angeles, Lost Campbell Conference Final 4-1 vs. Minnesota

PLAYER	REGULAR SEASON							PLAYOFFS						
	GP	G	A	PTS	PIM	+/-	SOG	GP	G	A	PTS	PIM	+/-	SOG
Esa Tikkanen	79	27	42	69	85	22	235	18	12	8	20	24	3	76
Petr Klima	70	40	28	68	113	24	204	18	7	6	13	16	-1	51
Mark Messier	53	12	52	64	34	15	109	18	4	11	15	16	2	41
Joe Murphy	80	27	35	62	35	2	141	15	2	5	7	14	3	22
Craig Simpson	75	30	27	57	66	-8	143	18	5	11	16	12	1	21
Glenn Anderson	74	24	31	55	59	-7	193	18	6	7	13	41	-2	43
Steve Smith	77	13	41	54	193	14	114	18	1	2	3	45	-8	30
Martin Gelinas	73	20	20	40	34	-7	124	18	3	6	9	25	4	29
Ken Linseman	86	7	29	36	94	15	49	2	0	1	1	0	1	1
Craig MacTavish	50	17	15	32	76	-1	113	18	3	3	6	20	-3	24
Anatoli Semenov	57	15	16	31	26	17	101	12	5	5	10	6	7	28
Charlie Huddy	53	5	22	27	32	4	90	18	3	7	10	10	9	35
Adam Graves	76	7	18	25	127	-21	126	18	2	4	6	22	7	48
Chris Joseph	49	5	17	22	59	3	74	-	-	-	-	-	-	-
Kevin Lowe	73	3	13	16	113	-9	51	14	1	1	2	14	-1	5
Geoff Smith	59	1	12	13	55	13	66	4	0	0	0	0	5	5
Mark Lamb	37	4	8	12	25	-2	41	15	0	5	5	20	-4	14
Jeff Beukeboom	67	3	7	10	150	6	48	18	1	3	4	28	-5	15
Craig Muni	76	1	9	10	77	10	47	18	0	3	3	20	5	10
Dave Brown	58	3	4	7	160	-7	32	16	0	1	1	30	-2	11
Norm MacIver	21	2	5	7	14	1	25	18	0	4	4	8	10	18
Kelly Buchberger	64	3	1	4	160	-6	54	12	2	1	3	25	-3	12
Francois Leroux	1	0	2	2	0	1	1	-	-	-	-	-	-	-
Max Middendorf	3	1	0	1	2	0	1	-	-	-	-	-	-	-
Igor Viazmikin	4	1	0	1	0	0	5	-	-	-	-	-	-	-
David Haas	5	1	0	1	0	-2	4	-	-	-	-	-	-	-
Greg Hawgood	6	0	1	1	6	-2	9	-	-	-	-	-	-	-
Brad Aitken	6	0	1	1	25	-2	3	-	-	-	-	-	-	-
(PIT)	3	0	1	1	1	0	-1	0	-	-	-	-	-	-
(EDM)	3	0	1	1	1	0	-1	0	-	-	-	-	-	-
(TOT)	9	0	2	2	25	-3	3	-	-	-	-	-	-	-
Tomas Srsen	2	0	0	0	0	0	2	-	-	-	-	-	-	-
Dan Currie	5	0	0	0	0	0	5	-	-	-	-	-	-	-
Shaun Van Allen	2	0	0	0	0	0	0	-	-	-	-	-	-	-
Bill Ranford (G)	60	0	4	4	6	n/a	n/a	3	0	0	0	0	n/a	n/a
Grant Fuhr (G)	13	0	0	0	0	n/a	n/a	17	0	2	2	2	n/a	n/a
Kari Takko (G)	(MIN)	2	0	0	0	n/a	n/a	-	-	-	-	-	n/a	n/a
(EDM)	11	0	1	1	0	n/a	n/a	-	-	-	-	-	n/a	n/a
(TOT)	13	0	1	1	0	n/a	n/a	-	-	-	-	-	n/a	n/a
Eldon Reddick (G)	2	0	0	0	0	n/a	n/a	-	-	-	-	-	n/a	n/a
Bench	-	-	-	-	-	22	-	-	-	-	-	2	-	-

GOALTENDER	REGULAR SEASON							PLAYOFFS										
	GP	MNS	GA	SO	GAA	SOG	SV%	W	L	T	GP	MNS	GA	GAA	SOG	SV%	W	L
Bill Ranford	60	3415	182	0	3.20	1705	0.893	27	27	3	3	135	8	3.56	78	0.897	1	2
Grant Fuhr	13	778	39	1	3.01	380	0.897	6	4	3	17	1019	51	3.00	488	0.895	8	7
Kari Takko (MIN)	2	119	12	0	6.06	74	0.838	0	2	0	-	-	-	-	-	-	-	-
(EDM)	11	529	37	0	4.20	279	0.867	4	4	0	-	-	-	-	-	-	-	-
(TOT)	13	648	49	0	4.54	353	0.861	4	6	0	-	-	-	-	-	-	-	-
Eldon Reddick	2	120	9	0	4.50	59	0.847	0	2	0	-	-	-	-	-	-	-	-
Empty net goals	-	-	5	-	-	-	-	-	-	-	-	-	1	-	-	-	-	-

#	DATE	OPP	WPG1	SCORE		RES	RECORD		T
				GF	GA		W	L	
1	0.6	@WPG1	3	2	W	1	0	1	
2	0.7	TOR	3	2	W	1	0	1	
3	0.11	@LAK	5	5	OT	1	0	2	
4	0.14	@VAN	4	5	OT	1	1	2	
5	0.16	STL	2	5	L	1	2	2	
6	0.19	BOS	8	1	W	2	2	2	
7	0.21	CGY	1	2	L	2	3	2	
8	0.24	@WPG1	1	3	L	2	4	2	
9	0.25	@CGY	2	4	L	2	5	2	
10	0.28	WSH	0	1	L	2	6	2	
11	0.31	WPG1	0	1	OT	2	7	2	
12	N.3	NJD	2	5	L	2	8	2	
13	N.6	@STL	1	2	L	2	9	2	
14	N.8	@CHI	3	5	L	2	10	2	
15	N.10	@LAK	4	7	L	2	11	2	
16	N.14	VAN	5	3	W	3	11	2	
17	N.16	BUF	4	2	W	4	11	2	
18	N.18	NYI	3	1	W	5	11	2	
19	N.20	CHI	1	3	L	5	12	2	
20	N.23	@BUF	2	3	OT	5	13	2	
21	N.24	@TOR	4	1	W	6	13	2	
22	N.27	@PIT	7	3	W	7	13	2	
23	N.29	@BOS	2	4	L	7	14	2	
24	D.1	@HFD	4	2	W	8	14	2	
25	D.2	@PHI	6	3	W	9	14	2	
26	D.5	QUE	3	2	W	10	14	2	
27	D.7	NYR	4	3	W	11	14	2	
28	D.9	CGY	2	3	L	11	15	2	
29	D.12	VAN	5	4	W	12	15	2	
30	D.15	@LAK	3	8	L	12	16	2	
31	D.18	LAK	4	3	W	13	16	2	
32	D.20	@VAN	4	7	L	13	17	2	
33	D.22	@CGY	6	2	W	14	17	2	
34	D.23	VAN	4	3	W	15	17	2	
35	D.27	CGY	4	1	W	16	17	2	
36	D.28	@VAN	5	2	W	17	17	2	
37	D.30	HFD	4	3	W	18	17	2	
38	J.2	MTL	0	3	L	18	18	2	
39	J.4	DET	3	2	W	19	18	2	
40	J.8	@PIT	1	6	L	19	19	2	
41	J.9	@DET	3	5	L	19	20	2	
42	J.12	@NJD	5	4	OT	20	20	2	
43	J.13	@PHI	5	3	W	21	20	2	
44	J.15	@NYR	2	2	OT	21	20	2	
45	J.17	@NYI	6	1	W	22	20	2	
46	J.22	LAK	4	2	W	23	20	2	
47	J.23	@VAN	5	6	L	23	21	3	
48	J.25	NYR	3	4	L	23	22	3	
49	J.27	@WPG1	3	2	W	24	22	3	
50	J.30	VAN	9	4	W	25	22	3	
51	F.1	CHI	4	3	OT	26	22	3	
52	F.3	@BUF	3	2	W	27	22	3	
53	F.5	@BOS	5	6	OT	27	23	3	
54	F.6	@HFD	1	5	L	27	24	3	
55	F.8	@WSH	3	6	L	27	25	3	
56	F.11	PIT	7	5	W	28	25	3	
57	F.12	STL	2	4	L	28	26	3	
58	F.14	LAK	2	4	L	28	27	3	
59	F.16	@TOR	2	3	L	28	28	3	
60	F.18	@NJD	4	0	W	28	28	3	
61	F.20	@MNS	1	5	L	29	29	3	
62	F.22	DET	5	5	OT	29	29	4	
63	F.24	QUE	6	3	W	30	29	4	
64	F.27	@CGY	2	4	L	30	30	4	
65	M.1	MNS	1	1	OT	30	30	5	
66	M.2	MTL	1	3	L	30	31	5	
67	M.5	@WPG1	5	4	W	31	31	5	
68	M.6	@MNS	1	5	L	31	32	5	
69	M.8	PHI	5	4	W	32	32	5	
70	M.10	WSH	3	5	L	32	33	5	
71	M.13	NYI	2	1	W	33	33	5	
72	M.15	@WPG1	3	4	L	33	34	5	
73	M.17	@MTL	4	2	W	34	34	5	
74	M.19	@QUE	7	6	OT	35	34	5	
75	M.23	WPG1	0	3	L	35	35	5	
76	M.24	LAK	3	4	OT	35	36	5	
77	M.26	@LAK	0	2	L	35	37	5	
78	M.28	@CGY	4	4	OT	35	37	6	
79	M.29	CGY	6	5	OT	36	37	6	
80	M.31	WPG1	6	3	W	37	37	6	
<b>TEAM TOTALS</b>			<b>272</b>	<b>272</b>		<b>37</b>	<b>37</b>	<b>6</b>	

X - Denotes did not finish the season with the Oilers



# EDMONTON OILERS 1991-92 RESULTS & STATISTICS

COACH	REGULAR SEASON					PLAYOFFS						
	GP	W	L	T	PTS	GF	GA	GP	W	L	GF	GA
Ted Green	80	36	34	10	82	295	297	16	8	8	49	54

3rd Smythe Division, 12th Overall, Playoffs: Won Smythe Division Semi-Final 4-2 vs. Los Angeles; Won Smythe Division Final 4-2 vs Vancouver, Lost Campbell Conference Final 4-0 vs. Chicago

PLAYER	REGULAR SEASON							PLAYOFFS						
	GP	G	A	PTS	PIM	+/-	SOG	GP	G	A	PTS	PIM	+/-	SOG
Vincent Damphousse	80	38	51	89	53	10	247	16	6	8	14	8	5	45
Joe Murphy	80	35	47	82	52	17	193	16	8	16	24	12	2	32
Craig Simpson	79	24	37	61	80	8	128	1	0	0	0	0	0	1
Scott Mellanby	80	23	27	50	197	5	159	16	2	1	3	29	-3	26
Bernie Nicholls	(NJR)	1	0	0	0	0	-1	2	-	-	-	-	-	-
(EDM)	49	20	29	49	60	5	115	16	8	11	19	25	2	32
(TOT)	50	20	29	49	60	4	117	16	8	11	19	25	2	32
Dave Manson	79	15	32	47	220	9	206	16	3	9	12	44	-2	47
Kelly Buchberger	79	20	24	44	157	9	90	16	1	4	5	32	2	12
Anatoli Semenov	59	20	22	42	16	12	105	8	1	1	2	6	3	12
Norm MacIver	57	6	34	40	38	20	69	13	1	2	3	10	3	17
Petr Klima	57	21	13	34	52	-18	107	15	1	4	5	8	-1	22
Craig MacTavish	80	12	18	30	98	-1	86	16	3	0	3	28	4	27
Martin Gelinas	68	11	18	29	62	14	94	15	1	3	4	10	-3	15
Esa Tikkanen	40	12	16	28	44	-8	117	16	5	3	8	8	-1	37
Josef Beranek	58	12	16	28	18	-2	79	12	2	1	3	0	-6	17
Mark Lamb	59	6	22	28	46	4	61	16	1	1	2	10	-5	13
David Maley	(NJR)	37	7	11	18	58	0	42	-	-	-	-	-	-
(EDM)	23	3	6	9	46	8	31	10	1	1	2	29	-4	6
(TOT)	60	10	17	27	104	8	73	-	-	-	-	-	-	-
Brian Glynn	(MIN)	37	2	12	14	24	-16	53	-	-	-	-	-	-
(EDM)	25	2	6	8	6	11	29	16	4	1	5	12	1	13
(TOT)	62	4	18	22	30	-5	82	-	-	-	-	-	-	-
Luke Richardson	75	2	19	21	118	-9	85	16	0	5	5	4	-2	11
Geoff Smith	74	2	16	18	43	-5	61	5	0	1	1	6	2	5
Greg Hawgood	20	2	11	13	22	19	24	13	0	3	3	23	-4	19
Kevin Lowe	55	2	8	10	107	-4	33	11	0	3	3	16	-2	7
Craig Muni	54	2	5	7	34	11	38	3	0	0	0	2	-4	3
Jeff Beukeboom	18	0	5	5	78	4	7	-	-	-	-	-	-	-
X - Troy Mallette	15	1	3	4	36	-1	9	-	-	-	-	-	-	-
Louie DeBrusk	25	2	1	3	124	4	7	-	-	-	-	-	-	-
Peter Ing (G)	12	0	3	3	0	n/a	n/a	-	-	-	-	-	n/a	n/a
Bill Ranford (G)	67	0	3	3	4	n/a	n/a	16	0	0	0	0	n/a	n/a
X - David Shaw	12	1	1	2	8	-8	15	-	-	-	-	-	-	-
Dan Currie	7	1	0	1	0	-1	3	-	-	-	-	-	-	-
Scott Thornton	15	0	1	1	43	-6	11	1	0	0	0	0	-1	1
X - Martin Rucinsky	2	0	0	0	0	-3	1	-	-	-	-	-	-	-
Steven Rice	3	0	0	0	2	-2	2	-	-	-	-	-	-	-
Francois Leroux	4	0	0	0	7	-1	0	-	-	-	-	-	-	-
Chris Joseph	7	0	0	0	8	-1	5	-	-	-	-	-	-	-
Norm Foster (G)	10	0	0	0	2	n/a	n/a	-	-	-	-	-	n/a	n/a
Ron Tugnutt (G)	(QUE)	30	0	0	0	0	n/a	n/a	-	-	-	-	n/a	n/a
(EDM)	3	0	0	0	2	n/a	n/a	2	0	0	0	0	n/a	n/a
(TOT)	33	0	0	0	2	n/a	n/a	2	0	0	0	0	n/a	n/a
Bench	-	-	-	-	24	-	-	-	-	-	-	-	-	-

GOALTENDER	REGULAR SEASON							PLAYOFFS										
	GP	MNS	GA	SO	GAA	SOG	SV%	W	L	T	GP	MNS	GA	GAA	SOG	SV%	W	L
Bill Ranford	67	3822	228	1	3.58	1971	0.884	27	26	10	16	909	51	3.37	484	0.895	8	8
Norm Foster	10	439	20	0	2.73	183	0.891	5	3	0	-	-	-	-	-	-	-	-
Peter Ing	12	463	33	0	4.27	252	0.869	3	4	0	-	-	-	-	-	-	-	-
Ron Tugnutt (QUE)	30	1583	106	1	4.02	782	0.864	6	17	3	-	-	-	-	-	-	-	-
(EDM)	3	124	10	0	4.83	73	0.863	1	1	0	2	60	3	3.00	34	0.912	0	0
(TOT)	33	1707	116	1	4.08	865	0.866	7	18	3	-	-	-	-	-	-	-	-
Empty net goals	-	-	6	-	-	-	-	-	-	-	-	-	0	-	-	-	-	-

#	DATE	OPP	SCORE			RECORD		
			GF	GA	RES	W	L	T
1	0.4	@ CGY	2	9	L	0	1	0
2	0.6	LAK	2	2T(OT)	0	1	1	1
3	0.8	@ LAK	3	6	L	0	2	1
4	0.10	@ STL	2	3L(OT)	0	3	1	1
5	0.12	CGY	3	1	W	1	3	1
6	0.15	@ CHI	1	3	L	1	4	1
7	0.17	@ DET	2	4	L	1	5	1
8	0.19	@ NYI	4	2	W	2	5	1
9	0.20	@ NYR	4	3	W	3	5	1
10	0.23	WSH	5	6	L	3	6	1
11	0.26	VAN	5	4	W	4	6	1
12	0.27	@ VAN	6	3	W	5	6	1
13	0.30	STL	2	2T(OT)	5	6	2	1
14	N.1	NJD	1	3	L	5	7	2
15	N.3	@ VAN	2	7	L	5	8	2
16	N.6	NYI	5	3	W	6	8	2
17	N.8	@ SJR	2	6	L	6	9	2
18	N.9	@ LAK	4	4T(OT)	6	9	3	1
19	N.13	@ PIT	4	5L(OT)	6	10	3	1
20	N.14	@ PHI	1	3	L	6	11	3
21	N.16	@ QUE	6	2	W	7	11	3
22	N.18	@ MTL	0	1	L	7	12	3
23	N.23	WPG1	0	4	L	7	13	3
24	N.27	CHI	6	2	W	8	13	3
25	N.29	SJS	4	4T(OT)	8	13	4	1
26	D.1	VAN	7	0	W	9	13	4
27	D.3	PIT	5	3	W	10	13	4
28	D.6	@ WPG1	4	4T(OT)	10	13	5	1
29	D.8	SJS	3	1	W	11	13	5
30	D.10	@ VAN	7	4	W	12	13	5
31	D.12	@ SJS	3	6	L	12	14	5
32	D.14	WPG1	7	5	W	13	14	5
33	D.15	DET	1	4	L	13	15	5
34	D.18	@ TOR	7	5	W	14	15	5
35	D.20	@ BUF	4	4T(OT)	14	15	6	1
36	D.21	@ BOS	3	6	L	14	16	6
37	D.23	CGY	5	3	W	15	16	6
38	D.28	LAK	4	9	L	15	17	6
39	D.29	MTL	1	3	L	15	18	6
40	J.2	@ LAK	3	5	L	15	19	6
41	J.4	@ CGY	3	2	W	16	19	6
42	J.5	CGY	2	3	L	16	20	6
43	J.8	@ WPG1	2	5	L	16	21	6
44	J.10	@ BUF	2	8	L	16	22	6
45	J.11	@ DET	5	5T(OT)	16	22	7	1
46	J.13	@ MNS	7	4	W	17	22	7
47	J.15	VAN	3	5	L	17	23	7
48	J.21	SJS	9	2	W	18	23	7
49	J.23	NYR	1	3	L	18	24	7
50	J.25	@ SJS	2	5	L	18	25	7
51	J.28	@ VAN	5	3	W	19	25	7
52	J.29	CHI	3	4	L	19	26	7
53	J.31	HFD	4	1	W	20	26	7
54	F.2	QUE	8	2	W	21	26	7
55	F.5	MTL	2	1	W	22	26	7
56	F.7	NYI	4	2	W	23	26	7
57	F.11	@ MNS	5	4	W	24	26	7
58	F.13	@ HFD	3	1	W	25	26	7
59	F.15	@ PHI	5	8	L	25	27	7
60	F.16	@ TOR	5	7	L	25	28	7
61	F.19	LAK	4	3	W	26	28	7
62	F.21	BOS	3	5	L	26	29	7
63	F.23	BUF	5	2	W	27	29	7
64	F.26	WPG1	6	1	W	28	29	7
65	F.28	PHI	4	2	W	29	29	7
66	M.1	@ WPG1	4	2	W	30	29	7
67	M.4	TOR	2	5	L	30	30	7
68	M.6	STL	5	3	W	31	30	7
69	M.11	NJD	2	2T(OT)	31	30	8	1
70	M.14	HFD	3	1	W	32	30	8
71	M.17	@ PIT	5	6	L	32	31	8
72	M.19	@ NJD	5	3	W	33	31	8
73	M.21	@ BOS	4	3	W	34	31	8
74	M.22	@ WSH	2	6	L	34	32	8
75	M.24	@ CGY	4	4T(OT)	34	32	9	1
76	M.27	MNS	5	3	W	35	32	9
77	M.29	LAK	2	2T(OT)	35	32	10	1
78	M.31	@ CGY	2	5	L	35	33	10
79	A.12	SJS	6	4	W	36	33	10
80	A.14	WPG1	2	6	L	36	34	10
<b>TEAM TOTALS</b>			<b>295</b>	<b>297</b>		<b>36</b>	<b>34</b>	<b>10</b>

X - Denotes did not finish the season with the Oilers



# EDMONTON OILERS 1992-93 RESULTS & STATISTICS

COACH	REGULAR SEASON							PLAYOFFS				
	GP	W	L	T	PTS	GF	GA	GP	W	L	GF	GA
Ted Green	84	26	50	8	60	242	337	-	-	-	-	-

5th Smythe Division, 20th Overall. Playoffs: Did not qualify.

PLAYER	REGULAR SEASON							PLAYOFFS						
	GP	G	A	PTS	PIM	+/-	SOG	GP	G	A	PTS	PIM	+/-	SOG
Petr Klima	68	32	16	48	100	-15	175	-	-	-	-	-	-	-
Doug Weight	(NJR)	65	15	25	40	55	4	90	-	-	-	-	-	-
	(EDM)	13	2	6	8	10	-2	35	-	-	-	-	-	-
	(TOT)	78	17	31	48	65	2	125	-	-	-	-	-	-
Shayne Corson	80	16	31	47	209	-19	164	-	-	-	-	-	-	-
Craig Simpson	60	24	22	46	36	-14	91	-	-	-	-	-	-	-
Dave Manson	83	15	30	45	210	-28	244	-	-	-	-	-	-	-
Todd Elik	(MIN)	46	13	18	31	48	-5	76	-	-	-	-	-	-
	(EDM)	14	1	9	10	8	1	28	-	-	-	-	-	-
	(TOT)	60	14	27	41	56	-4	104	-	-	-	-	-	-
X - Bernie Nicholls	46	8	32	40	40	-16	86	-	-	-	-	-	-	-
Zdeno Ciger	(NU)	27	4	8	12	2	-8	39	-	-	-	-	-	-
	(EDM)	37	9	15	24	6	-5	67	-	-	-	-	-	-
	(TOT)	64	13	23	36	8	-13	106	-	-	-	-	-	-
Brian Benning	(PHI)	37	9	17	26	93	0	87	-	-	-	-	-	-
	(EDM)	18	1	7	8	59	-1	28	-	-	-	-	-	-
	(TOT)	55	10	24	34	152	-1	115	-	-	-	-	-	-
X - Esa Tikkanen	66	14	19	33	76	-11	162	-	-	-	-	-	-	-
Scott Mellanby	69	15	17	32	147	-4	114	-	-	-	-	-	-	-
Kelly Buchberger	83	12	18	30	133	-27	92	-	-	-	-	-	-	-
Craig MacTavish	82	10	20	30	110	-16	101	-	-	-	-	-	-	-
Igor Kravchuk	(CHI)	38	6	9	15	30	11	101	-	-	-	-	-	-
	(EDM)	17	4	8	12	2	-8	42	-	-	-	-	-	-
	(TOT)	55	10	17	27	32	3	143	-	-	-	-	-	-
Martin Gelinas	65	11	12	23	30	3	93	-	-	-	-	-	-	-
Kevin Todd	(NJ)	30	5	5	10	16	-4	48	-	-	-	-	-	-
	(EDM)	25	4	9	13	10	-5	39	-	-	-	-	-	-
	(TOT)	55	9	14	23	26	-9	87	-	-	-	-	-	-
X - Brent Gilchrist	60	10	10	20	47	-10	94	-	-	-	-	-	-	-
Shjon Podein	40	13	6	19	25	-2	64	-	-	-	-	-	-	-
X - Greg Hawgood	29	5	13	18	35	-1	47	-	-	-	-	-	-	-
Geoff Smith	78	4	14	18	30	-11	67	-	-	-	-	-	-	-
Brian Glynn	64	4	12	16	60	-13	80	-	-	-	-	-	-	-
Luke Richardson	82	3	10	13	142	-18	78	-	-	-	-	-	-	-
Chris Joseph	33	2	10	12	48	-9	49	-	-	-	-	-	-	-
Vladimir Vujtek	30	1	10	11	8	-1	49	-	-	-	-	-	-	-
X - Craig Muni	72	0	11	11	67	-15	51	-	-	-	-	-	-	-
Louie DeBrusk	51	8	2	10	205	-16	33	-	-	-	-	-	-	-
Brad Werenka	27	5	4	9	24	1	38	-	-	-	-	-	-	-
X - Josef Beranek	26	2	6	8	28	-7	44	-	-	-	-	-	-	-
Mike Hudson	(CHI)	36	1	6	7	44	-6	33	-	-	-	-	-	-
	(EDM)	5	0	1	1	2	-1	2	-	-	-	-	-	-
	(TOT)	41	1	7	8	46	-7	35	-	-	-	-	-	-
Steven Rice	28	2	5	7	28	-4	29	-	-	-	-	-	-	-
Shaun Van Allen	21	1	4	5	6	-2	19	-	-	-	-	-	-	-
Bill McDougall	4	2	1	3	4	2	8	-	-	-	-	-	-	-
Bill Ranford (G)	67	0	3	3	10	n/a	n/a	-	-	-	-	-	-	-
Tyler Wright	7	1	1	2	19	-4	7	-	-	-	-	-	-	-
X - David Maley	13	1	1	2	29	-3	9	-	-	-	-	-	-	-
Scott Thornton	9	0	1	1	0	-4	7	-	-	-	-	-	-	-
Francois Leroux	1	0	0	0	4	0	0	-	-	-	-	-	-	-
Dan Currie	5	0	0	0	4	-4	11	-	-	-	-	-	-	-
Ron Tugnutt (G)	26	0	0	0	2	n/a	n/a	-	-	-	-	-	-	-
Bench	-	-	-	-	14	-	-	-	-	-	-	-	-	-

GOALTENDER	REGULAR SEASON							PLAYOFFS										
	GP	MNS	GA	SO	GAA	SOG	SV%	W	L	T	GP	MNS	GA	GAA	SOG	SV%	W	L
Bill Ranford	67	3753	240	1	3.84	2065	0.884	17	38	6	-	-	-	-	-	-	-	-
Ron Tugnutt	26	1338	93	0	4.17	767	0.879	9	12	2	-	-	-	-	-	-	-	-
Empty net goals	-	-	4	-	-	-	-	-	-	-	-	-	-	-	-	-	-	-

X - Denotes did not finish the season with the Oilers

## GAME-BY-GAME RESULTS

#	DATE	OPP	SCORE			RECORD		
			GF	GA	RES	W	L	T
1	0.6	VAN	4	5	L	0	1	0
2	0.8	@CGY	2	7	L	0	2	0
3	0.10	@VAB	2	5	L	0	3	0
4	0.11	TOR	3	3T(OT)	0	3	1	0
5	0.14	@WPG1	3	7	L	0	4	1
6	0.15	@CHI	4	3W(OT)	1	4	1	0
7	0.17	@DET	2	4	L	1	5	1
8	0.20	@TBL	1	6	L	1	6	1
9	0.23	BOS	3	6	L	1	7	1
10	0.25	CGY	0	4	L	1	8	1
11	0.28	MNS	5	2	W	2	8	1
12	0.31	WSH	4	2	W	3	8	1
13	N.3	OTT	5	2	W	4	8	1
14	N.6	@WPG	6	1	W	5	8	1
15	N.7	@MNS	2	2T(OT)	5	8	2	0
16	N.10	@STL	4	4T(OT)	5	8	3	0
17	N.12	@SJS	4	3	W	6	8	3
18	N.14	@LAK	2	6	L	6	9	3
19	N.18	VAN	4	2	W	7	9	3
20	N.21	@VAN	0	9	L	7	10	3
21	N.22	NYI	5	5T(OT)	7	10	4	0
22	N.25	LAK	1	3	L	7	11	4
23	N.27	CHI	1	8	L	7	12	4
24	N.28	TBL	4	3W(OT)	8	12	4	0
25	D.1	@SJS	3	1	W	9	12	4
26	D.3	@VAN	1	4	L	9	13	4
27	D.5	STL	1	5	L	9	14	4
28	D.7	@CGY	3	6	L	9	15	4
29	D.8	CGY	3	1	W	10	15	4
30	D.10	@MNS	3	2	W	11	15	4
31	D.12	@TBL	1	3	L	11	16	4
32	D.13	@NYI-x	1	4	L	11	17	4
33	D.16	VAN	4	2	W	12	17	4
34	D.18	LAK	5	5T(OT)	12	17	5	0
35	D.21	@CGY	2	3L(OT)	12	18	5	0
36	D.23	SJS	4	2	W	13	18	5
37	D.27	CGY	3	7	L	13	19	5
38	D.29	MTL	3	6	L	13	20	5
39	D.31	@WPG1	2	3	L	13	21	5
40	J.2	TBL	2	1	W	14	21	5
41	J.3	PHI	2	2T(OT)	14	21	6	0
42	J.5	@STL	1	6	L	14	22	6
43	J.7	@CHI	3	3T(OT)	14	22	7	0
44	J.9	@WSH	3	4	L	14	23	7
45	J.10	@PHI	0	4	L	14	24	7
46	J.13	WPG1	1	4	L	14	25	7
47	J.15	HFD	3	1	W	15	25	7
48	J.17	BUF	3	2W(OT)	15	25	7	0
49	J.19	LAK	4	5	L	16	26	7
50	J.22	PIT	2	1	W	17	26	7
51	J.23	@WPG1	5	8	L	17	27	7
52	J.27	DET	2	4T(OT)	17	27	8	0
53	J.31	@BUF	5	4W(OT)	18	27	8	0
54	F.2	@BOS	4	3	W	19	27	8
55	F.3	@OTT	2	3	L	19	28	8
56	F.9	@LAK	6	3	W	20	28	8
57	F.12	SJS	6	0	W	21	28	8
58	F.14	QUE	2	3L(OT)	21	29	8	0
59	F.16	@NYI	2	7	L	21	30	8
60	F.18	@PIT	5	4	W	22	30	8
61	F.20	@HFD	3	7	L	22	31	8
62	F.21	@MTL	3	4	L	22	32	8
63	F.23	@Que	3	6	L	22	33	8
64	F.27	NYR	0	1	L	22	34	8
65	F.28	SJS	4	1	W	23	34	8
66	M.4	WPG1	3	5	L	23	35	8
67	M.6	@LAK	1	6	L	23	36	8
68	M.7	@SJS	3	6	L	23	37	8
69	M.10	DET	3	6	L	23	38	8
70	M.12	NJD	6	4	W	24	38	8
71	M.14	CHI	4	5L(OT)	24	39	8	0
72	M.17	@NYR	4	3W(OT)	25	39	8	0
73	M.18	@NJD	1	5	L	25	40	8
74	M.20	@TOR	2	4	L	25	41	8
75	M.21	PIT-x	4	6	L	25	42	8
76	M.26	LAK	1	4	L	25	43	8
77	M.27	TOR	2	6	L	25	44	8
78	M.31	MNS	5	2	W	26	44	8
79	A.3	WPG1	4	6	L	26	45	8
80	A.6	@SJS	2	5	L	26	46	8
81	A.7	@VAN	4	5L(OT)	26	47	8	0
82	A.11	WPG1	5	7	L	26	48	8
83	A.13	CGY	2	4	L	26	49	8
84	A.15	@WPG1	0	3	L	26	50	8
<b>TEAM TOTALS</b>			<b>242</b>	<b>337</b>	<b>26</b>	<b>50</b>	<b>8</b>	<b>0</b>





# EDMONTON OILERS 1993-94 RESULTS & STATISTICS

## COACH

Ted Green (3-18-3) &

Glen Sather (22-27-11)

6th Pacific Division, 23rd Overall. Playoffs: Did not qualify.

### REGULAR SEASON

### PLAYOFFS

	GP	W	L	T	PTS	GF	GA	GP	W	L	GF	GA
Ted Green (3-18-3) & Glen Sather (22-27-11)	84	25	45	14	64	261	305	-	-	-	-	-

### REGULAR SEASON

### PLAYOFFS

PLAYER	GP	G	A	PTS	PIM	+/-	SOG	GP	G	A	PTS	PIM	+/-	SOG
Doug Weight	84	24	50	74	47	-22	188	-	-	-	-	-	-	-
Jason Arnott	78	33	35	68	104	1	194	-	-	-	-	-	-	-
Zdeno Ciger	84	22	35	57	8	-11	158	-	-	-	-	-	-	-
Shayne Corson	64	25	29	54	118	-8	171	-	-	-	-	-	-	-
Igor Kravchuk	81	12	38	50	16	-12	197	-	-	-	-	-	-	-
Bob Beers	(TB)	16	1	5	6	12	-11	35	-	-	-	-	-	-
(EDM)	66	10	27	37	74	-11	152	-	-	-	-	-	-	-
(TOT)	82	11	32	43	86	-22	187	-	-	-	-	-	-	-
Scott Pearson	72	19	18	37	165	-4	160	-	-	-	-	-	-	-
Fredrik Olausson	(WPG)	18	2	5	7	10	-3	41	-	-	-	-	-	-
(EDM)	55	9	19	28	20	-4	85	-	-	-	-	-	-	-
(TOT)	73	11	24	35	30	-7	126	-	-	-	-	-	-	-
Steven Rice	63	17	15	32	36	-10	129	-	-	-	-	-	-	-
Boris Mironov	(WPG)	65	7	22	29	96	-29	122	-	-	-	-	-	-
(EDM)	14	0	2	2	14	-4	23	-	-	-	-	-	-	-
(TOT)	79	7	24	31	110	-33	145	-	-	-	-	-	-	-
Ilya Byakin	44	8	20	28	30	-3	51	-	-	-	-	-	-	-
Dean MacAmmond	45	6	21	27	16	12	52	-	-	-	-	-	-	-
X - Craig MacTavish	66	16	10	26	80	-20	97	-	-	-	-	-	-	-
Mike Stapleton	(PIT)	58	7	4	11	18	-4	59	-	-	-	-	-	-
(EDM)	23	5	9	14	28	-1	43	-	-	-	-	-	-	-
(TOT)	81	12	13	25	46	-5	102	-	-	-	-	-	-	-
Kelly Buchberger	84	3	18	21	199	-20	93	-	-	-	-	-	-	-
Kirk Maltby	68	11	8	19	74	-2	89	-	-	-	-	-	-	-
Vladimir Vujtek	40	4	15	19	14	-7	66	-	-	-	-	-	-	-
Brent Grieve	(NYI)	3	0	0	0	7	0	1	-	-	-	-	-	-
(EDM)	24	13	5	18	14	4	53	-	-	-	-	-	-	-
(TOT)	27	13	5	18	21	4	54	-	-	-	-	-	-	-
X - Dave Manson	57	3	13	16	140	-4	144	-	-	-	-	-	-	-
Scott Thornton	61	4	7	11	104	-15	65	-	-	-	-	-	-	-
Louie DeBrusk	48	4	6	10	185	-9	27	-	-	-	-	-	-	-
Adam Bennett	48	3	6	9	49	-8	57	-	-	-	-	-	-	-
Peter White	26	3	5	8	2	1	17	-	-	-	-	-	-	-
Sihon Podein	28	3	5	8	8	3	26	-	-	-	-	-	-	-
Luke Richardson	69	2	6	8	131	-13	92	-	-	-	-	-	-	-
X - Brad Werenka	15	0	4	4	14	-1	11	-	-	-	-	-	-	-
X - Roman Oksiuta	10	1	2	3	4	-1	18	-	-	-	-	-	-	-
X - Geoff Smith	21	0	3	3	12	-10	23	-	-	-	-	-	-	-
X - Chris Joseph	10	1	1	2	28	-8	25	-	-	-	-	-	-	-
Ian Herbers	22	0	2	2	32	-6	16	-	-	-	-	-	-	-
Bill Ranford (G)	71	0	2	2	2	n/a	n/a	-	-	-	-	-	-	-
Todd Marchant	(NYR)	1	0	0	0	-1	1	-	-	-	-	-	-	-
(EDM)	3	0	1	1	2	-1	5	-	-	-	-	-	-	-
(TOT)	4	0	1	1	2	-2	6	-	-	-	-	-	-	-
Gord Mark	12	0	1	1	43	-2	8	-	-	-	-	-	-	-
Jozef Cierny	1	0	0	0	0	-1	0	-	-	-	-	-	-	-
Wayne Cowley (G)	1	0	0	0	0	n/a	n/a	-	-	-	-	-	-	-
Jeff Chychrun	2	0	0	0	0	1	2	-	-	-	-	-	-	-
Darcy Martini	2	0	0	0	0	-1	0	-	-	-	-	-	-	-
Brad Zavisha	2	0	0	0	0	-2	1	-	-	-	-	-	-	-
X - Todd Elik	4	0	0	0	6	0	5	-	-	-	-	-	-	-
Alexander Kerch	5	0	0	0	2	-8	4	-	-	-	-	-	-	-
Tyler Wright	5	0	0	0	4	-3	2	-	-	-	-	-	-	-
Marc Laforge	5	0	0	0	21	-2	0	-	-	-	-	-	-	-
Fred Brathwaite (G)	19	0	0	0	0	n/a	n/a	-	-	-	-	-	-	-
Bench	-	-	-	-	12	-	-	-	-	-	-	-	-	-

### REGULAR SEASON

### PLAYOFFS

GOALTENDER	GP	MNS	GA	SO	GAA	SOG	SV%	W	L	T	GP	MNS	GA	GAA	SOG	SV%	W	L
Bill Ranford	71	4070	236	1	3.48	2325	0.898	22	34	11	-	-	-	-	-	-	-	-
Fred Brathwaite	19	982	58	0	3.54	523	0.889	3	10	3	-	-	-	-	-	-	-	-
Wayne Cowley	1	57	3	0	3.15	35	0.914	0	1	0	-	-	-	-	-	-	-	-
Empty net goals	-	-	8	-	-	-	-	-	-	-	-	-	-	-	-	-	-	-

## GAME-BY-GAME RESULTS

#	DATE	OPP	SCORE	RES	W	L	T	
1	0.6	SJS	3	2	W	1	0	
2	0.8	NYI	5	1	W	2	0	
3	0.11	@VAN	1	4	L	2	1	
4	0.13	@ANA	3	4	L	2	2	
5	0.14	@LAK	4	4T	(OT)	2	2	
6	0.16	VAN	2	3	L	2	3	
7	0.18	@WPG1	3	6	L	2	4	
8	0.20	CGY	3	5	L	2	5	
9	0.22	BOS	1	3	L	2	6	
10	0.24	WSH	2	3L	(OT)	2	7	
11	0.26	@SJS	1	3	L	2	8	
12	0.29	BUF	3	6	L	2	9	
13	0.30	@CGY	1	4	L	2	10	
14	N.3	OTT	5	7L	(OT)	2	11	
15	N.6	@STL	5	6	L	2	12	
16	N.7	@CHI	0	3	L	2	13	
17	N.9	@DET	2	2	W	3	13	
18	N.11	@BOS	1	5	L	3	14	
19	N.13	@TOR	4	4T	(OT)	3	14	
20	N.15	@HFD	5	5T	(OT)	3	14	
21	N.17	@MTL	1	3	L	3	15	
22	N.20	TOR	2	3	L	3	16	
23	N.21	ANA	2	4	L	3	17	
24	N.24	CHI	1	3	L	3	18	
25	N.27	VAN	2	1	W	4	18	
26	N.29	DAL	5	6L	(OT)	4	19	
27	D.1	PHI	3	1	W	5	19	
28	D.5	@DAL	3	4	L	5	20	
29	D.7	@NYI	4	4T	(OT)	5	20	
30	D.8	@NYR	1	1T	(OT)	5	20	
31	D.11	@NJD	2	5	L	5	21	
32	D.12	@PHI	2	1	W	6	21	
33	D.15	VAN	7	2	W	7	21	
34	D.17	SJS	4	2	W	8	21	
35	D.19	STL	1	4	L	8	22	
36	D.21	@VAN	3	6	L	8	23	
37	D.22	CGY	7	3	W	9	23	
38	D.27	WPG1	6	0	W	10	23	
39	D.29	MTL	6	3	W	11	23	
40	D.30	@CGY	1	7	L	11	24	
41	J.2	SJS	4	4T	(OT)	11	24	
42	J.7	QUE	6	4	W	12	24	
43	J.9	@CHI	4	2	W	13	24	
44	J.11	@DAL	2	5	L	13	25	
45	J.13	@STL	4	6	L	13	26	
46	J.15	@PIT	3	4	L	13	27	
47	J.18	@OTT	3	4L	(OT)	13	28	
48	J.19	@BUF	1	1T	(OT)	13	28	
49	J.24	VAN - x	4	5L	(OT)	13	29	
50	J.26	NJD	3	3T	(OT)	13	29	
51	J.28	STL	2	3	L	13	30	
52	J.29	DAL	3	5	L	13	31	
53	F.2	LAK	6	4	W	14	31	
54	F.4	CHI	1	3	L	14	32	
55	F.6	WPG1	5	2	W	15	32	
56	F.7	@CGY	3	4	L	15	33	
57	F.9	CGY	1	6	L	15	34	
58	F.12	HFD	2	5	L	15	35	
59	F.13	ANA	3	6	L	15	36	
60	F.15	@WSH	2	2T	(OT)	15	36	
61	F.18	@DET	1	5	L	15	37	
62	F.19	@TOR	2	3	L	15	38	
63	F.23	TOR	6	3	W	16	38	
64	F.25	LAK	5	5T	(OT)	16	38	
65	F.27	TBL	3	2	W	17	38	
66	M.1	@VAN	7	4	W	18	38	
67	M.3	@SJS	2	4	L	18	39	
68	M.4	@ANA	1	4	L	18	40	
69	M.9	FLA	3	5	L	18	41	
70	M.11	DET	4	2	W	19	41	
71	M.16	TBL	4	4T	(OT)	19	41	
72	M.18	FLA	4	4T	(OT)	19	41	
73	M.20	QUE	5	3	W	20	41	
74	M.23	NYR	3	5	L	20	42	
75	M.25	LAK	3	4L	(OT)	20	43	
76	M.27	PIT	5	3	W	21	43	
77	M.31	ANA	3	2W	(OT)	22	43	
78	A.2	@LAK	5	3	W	23	43	
79	A.3	@LAK - x	1	6	L	23	44	
80	A.6	@WPG1	4	3	W	24	44	
81	A.8	ANA	1	3	L	24	45	
82	A.10	DET	4	3	W	25	45	
83	A.13	@SJS	2	2T	(OT)	25	45	
84	A.14	@LAK	2	2T	(OT)	25	45	
<b>TEAM TOTALS</b>			<b>261</b>	<b>305</b>		<b>25</b>	<b>45</b>	<b>14</b>

X - Denotes did not finish the season with the Oilers



# EDMONTON OILERS 1994-95 RESULTS & STATISTICS

## COACH

George Burnett (12-20-3)  
& Ron Low (5-7-1)

5th Pacific Division, 22nd Overall. Playoffs: Did not qualify.

### REGULAR SEASON

### PLAYOFFS

GP	W	L	T	PTS	GF	GA	GP	W	L	GF	GA
48	17	27	4	38	136	183	-	-	-	-	-

### REGULAR SEASON

### PLAYOFFS

PLAYER	GP	G	A	PTS	PIM	+/-	SOG	GP	G	A	PTS	PIM	+/-	SOG
Doug Weight	48	7	33	40	69	-17	104	-	-	-	-	-	-	-
Jason Arnott	42	15	22	37	128	-14	156	-	-	-	-	-	-	-
Shayne Corson	48	12	24	36	86	-17	131	-	-	-	-	-	-	-
David Oliver	44	16	14	30	20	-11	79	-	-	-	-	-	-	-
Todd Marchant	45	13	14	27	32	-3	95	-	-	-	-	-	-	-
Kelly Buchberger	48	7	17	24	82	0	73	-	-	-	-	-	-	-
Scott Thornton	47	10	12	22	89	-4	69	-	-	-	-	-	-	-
Igor Kravchuk	36	7	11	18	29	-15	93	-	-	-	-	-	-	-
Mike Stapleton	46	6	11	17	21	-12	59	-	-	-	-	-	-	-
X - Roman Oksiuta	26	11	2	13	8	-14	52	-	-	-	-	-	-	-
Luke Richardson	46	3	10	13	40	-6	51	-	-	-	-	-	-	-
Jiri Slegr	(VAN)	19	1	5	6	32	0	42	-	-	-	-	-	-
	(EDM)	12	1	5	6	14	-5	27	-	-	-	-	-	-
	(TOT)	31	2	10	12	46	-5	69	-	-	-	-	-	-
Kirk Maltby	47	8	3	11	49	-11	73	-	-	-	-	-	-	-
Dean Kennedy	40	2	8	10	25	2	45	-	-	-	-	-	-	-
Fredrik Olausson	33	0	10	10	20	-4	52	-	-	-	-	-	-	-
Boris Mironov	29	1	7	8	40	-9	48	-	-	-	-	-	-	-
Ken Sutton	(BUF)	12	1	2	3	30	-2	12	-	-	-	-	-	-
	(EDM)	12	3	1	4	12	-1	28	-	-	-	-	-	-
	(TOT)	24	4	3	7	42	-3	40	-	-	-	-	-	-
Peter White	9	2	4	6	0	1	13	-	-	-	-	-	-	-
Bryan Marchment	40	1	5	6	184	-11	57	-	-	-	-	-	-	-
X - Len Esau	14	0	6	6	15	-8	17	-	-	-	-	-	-	-
X - Scott Pearson	28	1	4	5	54	-11	21	-	-	-	-	-	-	-
Zdeno Ciger	5	2	2	4	0	-1	10	-	-	-	-	-	-	-
Iain Fraser	(DAL)	4	0	0	0	0	-3	2	-	-	-	-	-	-
	(EDM)	9	3	0	3	0	3	5	-	-	-	-	-	-
	(TOT)	13	3	0	3	0	0	7	-	-	-	-	-	-
Louie DeBrusk	34	2	0	2	93	-4	14	-	-	-	-	-	-	-
Gord Mark	18	0	2	2	35	-9	21	-	-	-	-	-	-	-
Bill Ranford (G)	40	0	2	2	2	n/a	n/a	-	-	-	-	-	-	-
Jason Bonsignore	1	1	0	1	0	-1	3	-	-	-	-	-	-	-
Kent Nilsson	6	1	0	1	0	-5	2	-	-	-	-	-	-	-
Tyler Wright	6	1	0	1	14	1	6	-	-	-	-	-	-	-
Ralph Intranuovo	1	0	1	1	0	1	1	-	-	-	-	-	-	-
Joaquin Gage (G)	2	0	1	1	0	n/a	n/a	-	-	-	-	-	-	-
Micah Aivazoff	21	0	1	1	2	-2	6	-	-	-	-	-	-	-
Dennis Bonvie	2	0	0	0	0	0	0	-	-	-	-	-	-	-
Ryan Smyth	3	0	0	0	0	-1	2	-	-	-	-	-	-	-
Marko Tuominen	4	0	0	0	0	0	5	-	-	-	-	-	-	-
Dean McAmmond	6	0	0	0	0	-1	3	-	-	-	-	-	-	-
Fred Brathwaite (G)	14	0	0	0	0	n/a	n/a	-	-	-	-	-	-	-
Ryan McGill	(PHI)	12	0	0	0	13	0	2	-	-	-	-	-	-
	(EDM)	8	0	0	0	8	-4	6	-	-	-	-	-	-
	(TOT)	20	0	0	0	21	-4	8	-	-	-	-	-	-
Bench	-	-	-	-	12	-	-	-	-	-	-	-	-	-

### REGULAR SEASON

### PLAYOFFS

GOALTENDER	GP	MNS	GA	SO	GAA	SOG	SV%	W	L	T	GP	MNS	GA	GAA	SOG	SV%	W	L
Bill Ranford	40	2203	133	2	3.62	1134	0.883	15	20	3	-	-	-	-	-	-	-	-
Fred Brathwaite	14	601	40	0	4.00	292	0.863	2	5	1	-	-	-	-	-	-	-	-
Joaquin Gage	2	99	7	0	4.25	40	0.825	0	2	0	-	-	-	-	-	-	-	-
Empty net goals	-	-	3	-	-	-	-	-	-	-	-	-	-	-	-	-	-	-

## GAME-BY-GAME RESULTS

#	DATE	OPP	SCORE			RECORD		T
			GF	GA	RES	W	L	
1	J. 20	ANA	2	1	W	1	0	0
2	J. 22	@LAK	4	3	W	2	0	0
3	J. 23	@ANA	4	5L(OT)	3	2	1	0
4	J. 25	@CHI	1	5	L	2	2	0
5	J. 28	@DET	2	5	L	2	3	0
6	J. 30	DET	2	4	L	2	4	0
7	F. 1	CHI	0	7	L	2	5	0
8	F. 3	TOR	5	3	W	3	5	0
9	F. 7	@VAN	4	4T(OT)	3	5	1	0
10	F. 8	WPG1	3	3T(OT)	3	5	2	0
11	F. 10	SJS	5	1	W	4	5	2
12	F. 12	ANA	2	0	W	5	5	2
13	F. 15	@TOR	4	1	W	6	5	2
14	F. 17	@DET	2	4	L	6	6	2
15	F. 19	@CHI	1	4	L	6	7	2
16	F. 20	@STL	0	4	L	6	8	2
17	F. 22	DAL	2	1	W	7	8	2
18	F. 25	LAK	3	4	L	7	9	2
19	F. 28	@CGY	2	5	L	7	10	2
20	M. 1	DAL	3	5	L	7	11	2
21	M. 3	CHI	2	5	L	7	12	2
22	M. 5	DET	4	2	W	8	12	2
23	M. 8	@SJS	5	2	W	9	12	2
24	M. 12	VAN	2	5	L	9	13	2
25	M. 14	STL	6	5	W	10	13	2
26	M. 17	SJS	5	3	W	11	13	2
27	M. 20	CGY	5	2	W	12	13	2
28	M. 22	@DAL	4	4T(OT)	12	13	3	0
29	M. 23	@DAL	1	2	L	12	14	3
30	M. 26	@STL	1	5	L	12	15	3
31	M. 27	@TOR	3	4	L	12	16	3
32	M. 31	CGY	2	6	L	12	17	3
33	A. 1	VAN	1	5	L	12	18	3
34	A. 3	@LAK	2	7	L	12	19	3
35	A. 5	@ANA	3	4L(OT)	12	20	3	0
36	A. 7	@SJS	0	5	L	12	21	3
37	A. 9	SJS	2	5	L	12	22	3
38	A. 13	@VAN	6	4	W	13	22	3
39	A. 15	CGY	2	4	L	13	23	3
40	A. 17	@WPG1	6	5	W	14	23	3
41	A. 19	LAK	2	0	W	15	23	3
42	A. 21	@LAK	3	3T(OT)	15	23	4	0
43	A. 22	@VAN	1	6	L	15	24	4
44	A. 25	@WPG1	5	3	W	16	24	4
45	A. 27	STL	3	2W(OT)	17	24	4	0
46	A. 29	WPG1	1	5	L	17	25	4
47	M. 1	TOR	5	6	L	17	26	4
48	M. 3	@CGY	3	5	L	17	27	4
<b>TEAM TOTALS</b>			<b>136</b>	<b>183</b>		<b>17</b>	<b>27</b>	<b>4</b>

X - Denotes did not finish the season with the Oilers



# EDMONTON OILERS 1995-96 RESULTS & STATISTICS

COACH	REGULAR SEASON							PLAYOFFS				
	GP	W	L	T	PTS	GF	GA	GP	W	L	GF	GA
Ron Low	82	30	44	8	68	240	304	-	-	-	-	-

5th Pacific Division, 21st Overall. Playoffs: Did not qualify.

PLAYER	REGULAR SEASON							PLAYOFFS						
	GP	G	A	PTS	PIM	+/-	SOG	GP	G	A	PTS	PIM	+/-	SOG
Doug Weight	82	25	79	104	95	-19	204	-	-	-	-	-	-	-
Zdeno Ciger	78	31	39	70	41	-15	184	-	-	-	-	-	-	-
Jason Arnott	64	28	31	59	87	-6	244	-	-	-	-	-	-	-
Mariusz Czerkawski (BOS)	33	5	6	11	10	-11	63	-	-	-	-	-	-	-
(EDM)	37	12	17	29	8	7	79	-	-	-	-	-	-	-
(TOT)	70	17	23	40	18	-4	142	-	-	-	-	-	-	-
David Oliver	80	20	19	39	34	-22	131	-	-	-	-	-	-	-
Todd Marchant	81	19	19	38	66	-19	221	-	-	-	-	-	-	-
Miroslav Satan	62	18	17	35	22	0	113	-	-	-	-	-	-	-
Boris Mironov	78	8	24	32	101	-23	158	-	-	-	-	-	-	-
Jeff Norton (STL)	36	4	7	11	26	4	33	-	-	-	-	-	-	-
(EDM)	30	4	16	20	16	5	52	-	-	-	-	-	-	-
(TOT)	66	8	23	31	42	9	85	-	-	-	-	-	-	-
Dean McAmmond	53	15	15	30	23	6	79	-	-	-	-	-	-	-
Kelly Buchberger	82	11	14	25	184	-20	119	-	-	-	-	-	-	-
Scott Thornton	77	9	9	18	149	-25	95	-	-	-	-	-	-	-
Bryan Marchment	78	3	15	18	202	-7	96	-	-	-	-	-	-	-
Jiri Slegr	57	4	13	17	74	-1	91	-	-	-	-	-	-	-
David Roberts (STL)	28	1	6	7	12	-7	35	-	-	-	-	-	-	-
(EDM)	6	2	4	6	6	0	12	-	-	-	-	-	-	-
(TOT)	34	3	10	13	18	-7	47	-	-	-	-	-	-	-
Ryan Smyth	48	2	9	11	28	-10	65	-	-	-	-	-	-	-
Luke Richardson	82	2	9	11	108	-27	61	-	-	-	-	-	-	-
X - Glenn Anderson	17	4	6	10	27	0	36	-	-	-	-	-	-	-
X - Peter White	26	5	3	8	0	-14	34	-	-	-	-	-	-	-
X - Igor Kravchuk	26	4	4	8	10	-13	59	-	-	-	-	-	-	-
Kent Manderville	37	3	5	8	38	-5	63	-	-	-	-	-	-	-
X - Kirk Maltby	49	2	6	8	61	-16	51	-	-	-	-	-	-	-
X - Ken Sutton	32	0	8	8	39	-12	38	-	-	-	-	-	-	-
Donald Dufresne (STL)	3	0	0	0	4	-2	1	-	-	-	-	-	-	-
(EDM)	42	1	6	7	16	-2	20	-	-	-	-	-	-	-
(TOT)	45	1	6	7	20	-4	21	-	-	-	-	-	-	-
Brett Hauer	29	4	2	6	30	-11	53	-	-	-	-	-	-	-
X - Fredrik Olausson	20	0	6	6	14	-14	20	-	-	-	-	-	-	-
Louie DeBrusk	38	1	3	4	96	-7	17	-	-	-	-	-	-	-
Ralph Intranuovo	13	1	2	3	4	-3	19	-	-	-	-	-	-	-
Greg de Vries	13	1	1	2	12	-2	8	-	-	-	-	-	-	-
Jason Bonsignore	20	0	2	2	4	-6	13	-	-	-	-	-	-	-
Tyler Wright	23	1	0	1	33	-7	18	-	-	-	-	-	-	-
Curtis Joseph (G)	34	0	1	1	4	n/a	n/a	-	-	-	-	-	-	-
Bill Ranford (G)	37	0	1	1	2	n/a	n/a	-	-	-	-	-	-	-
Nick Stajduhar	2	0	0	0	4	2	1	-	-	-	-	-	-	-
Bryan Muir	5	0	0	0	6	-4	4	-	-	-	-	-	-	-
Fred Brathwaite (G)	7	0	0	0	2	n/a	n/a	-	-	-	-	-	-	-
Dennis Bonvie	8	0	0	0	47	-3	0	-	-	-	-	-	-	-
Joaquin Gage (G)	16	0	0	0	4	n/a	n/a	-	-	-	-	-	-	-
Bench	-	-	-	-	18	-	-	-	-	-	-	-	-	-

GOALTENDER	REGULAR SEASON							PLAYOFFS										
	GP	MNS	GA	SO	GAA	SOG	SV%	W	L	T	GP	MNS	GA	GAA	SOG	SV%	W	L
Curtis Joseph	34	1936	111	0	3.44	971	0.886	15	16	2	-	-	-	-	-	-	-	-
X - Bill Ranford	37	2015	128	1	3.81	1024	0.875	13	18	5	-	-	-	-	-	-	-	-
Joaquin Gage	16	717	45	0	3.77	350	0.871	2	8	1	-	-	-	-	-	-	-	-
Fred Brathwaite	7	293	12	0	2.45	140	0.914	0	2	0	-	-	-	-	-	-	-	-
Empty net goals	-	-	8	-	-	-	-	-	-	-	-	-	-	-	-	-	-	-

## GAME-BY-GAME RESULTS

#	DATE	OPP	SCORE			RECORD		
			GF	GA	RES	W	L	T
1	0. 8	DET	1	3	L	0	1	0
2	0. 10	@STL	3	5	L	0	2	0
3	0. 13	@DET	0	9	L	0	3	0
4	0. 15	@PHI	1	7	L	0	4	0
5	0. 17	@NJD	3	1	W	1	4	0
6	0. 18	@BUF	1	4	L	1	5	0
7	0. 21	VAN	6	4	W	2	5	0
8	0. 22	SJS	1	1T (OT)	2	5	1	
9	0. 27	WPG1	7	5	W	3	5	1
10	0. 31	NJD	2	1	W	4	5	1
11	N. 1	@VAN	3	3T (OT)	4	5	2	
12	N. 4	TOR	3	3T (OT)	4	5	3	
13	N. 7	@DET	2	4	L	4	6	3
14	N. 9	@FLA	1	2	L	4	7	3
15	N. 10	@TBL	4	3W (OT)	5	7	3	
16	N. 12	@CHI	4	4T (OT)	5	7	4	
17	N. 14	@CGY	2	4	L	5	8	4
18	N. 15	MTL	1	4	L	5	9	4
19	N. 17	DET	4	5	L	5	10	4
20	N. 20	COL	3	3T (OT)	5	10	5	
21	N. 22	ANA	2	0	W	6	10	5
22	N. 24	@CGY	5	2	W	7	10	5
23	N. 26	@WPG1	0	4	L	7	11	5
24	N. 28	CHI	3	5	L	7	12	5
25	D. 1	CGY	2	8	L	7	13	5
26	D. 2	STL	3	7	L	7	14	5
27	D. 5	@VAN	2	6	L	7	15	5
28	D. 7	@COL	5	3	W	8	15	5
29	D. 9	@SJS	4	2	W	9	15	5
30	D. 10	@ANA	3	1	W	10	15	5
31	D. 13	VAN	2	2T (OT)	10	15	6	
32	D. 15	@WPG1	4	9	L	10	16	6
33	D. 18	OTT	3	1	W	11	16	6
34	D. 20	COL	1	4	L	11	17	6
35	D. 22	@WSH	3	6	L	11	18	6
36	D. 23	@TOR	1	6	L	11	19	6
37	D. 27	PHI	3	2	W	12	19	6
38	D. 29	LAK	5	4W (OT)	13	19	6	
39	D. 30	NYR	3	8	L	13	20	6
40	J. 3	TBL	0	5	L	13	21	6
41	J. 5	FLA	2	3	L	13	22	6
42	J. 7	ANA	3	1	W	14	22	6
43	J. 9	HFD	1	5	L	14	23	6
44	J. 13	BUF	5	4W (OT)	15	23	6	
45	J. 16	@STL	5	1	W	16	23	6
46	J. 17	@DAL	4	3	W	17	23	6
47	J. 24	DAL	3	5	L	17	24	6
48	J. 26	NYI	4	1	W	18	24	6
49	J. 30	@CGY	2	3L (OT)	18	25	6	
50	J. 31	CHI	0	4	L	18	26	6
51	F. 7	WSH	1	2	L	18	27	6
52	F. 9	VAN	2	3L (OT)	18	28	6	
53	F. 11	CGY	4	2	W	19	28	6
54	F. 14	ANA	3	2	W	20	28	6
55	F. 16	@DAL	1	6	L	20	29	6
56	F. 18	@CHI	1	4	L	20	30	6
57	F. 19	@COL	5	7	L	20	31	6
58	F. 21	LAK	7	2	W	21	31	6
59	F. 23	BOS	4	7	L	21	32	6
60	F. 25	@NYI	0	2	L	21	33	6
61	F. 27	@BOS	4	3W (OT)	22	33	6	
62	F. 28	@HFD	4	4T (OT)	22	33	7	
63	M. 1	PIT	4	5	L	22	34	7
64	M. 3	STL	3	4	L	22	35	7
65	M. 6	@LA	2	3	L	22	36	7
66	M. 8	SJS	4	2	W	23	36	7
67	M. 13	SJS	8	3	W	24	36	7
68	M. 16	@LAK	5	2	W	25	36	7
69	M. 17	@COL	1	8	L	25	37	7
70	M. 19	@NYR	4	1	W	26	37	7
71	M. 21	@PIT	4	5	L	26	38	7
72	M. 23	@MTL	6	5	W	27	38	7
73	M. 24	@OTT	3	2	W	28	38	7
74	M. 27	LAK	3	3T (OT)	28	38	8	
75	M. 29	WPG1	3	2	W	29	38	8
76	M. 30	TOR	3	4	L	29	39	8
77	A. 1	@VAN	6	2	W	30	39	8
78	A. 3	@ANA	0	1	L	30	40	8
79	A. 4	@SJS	3	5	L	30	41	8
80	A. 8	CGY	2	3	L	30	42	8
81	A. 10	DAL	2	4	L	30	43	8
82	A. 13	@TOR	3	6	L	30	44	8
<b>TEAM TOTALS</b>			<b>240</b>	<b>304</b>	<b>30</b>	<b>44</b>	<b>8</b>	

X - Denotes did not finish the season with the Oilers



# EDMONTON OILERS 1996-97 RESULTS & STATISTICS

COACH	REGULAR SEASON						PLAYOFFS					
	GP	W	L	T	PTS	GF	GA	GP	W	L	GF	GA
Ron Low	82	36	37	9	81	252	247	12	5	7	32	37

3rd Pacific Division, 13th Overall. Playoffs: Won Western Conference Quarter-Final 4-3 vs Dallas, Lost Western Conference Semi-Final 4-1 vs Colorado.

PLAYER	REGULAR SEASON							PLAYOFFS							
	GP	G	A	PTS	PIM	+/-	SOG	GP	G	A	PTS	PIM	+/-	SOG	
Doug Weight	80	21	61	82	80	1	235	12	3	8	11	8	0	54	
Ryan Smyth	82	39	22	61	76	-7	265	12	5	5	10	12	-4	48	
Andrei Kovalenko	74	32	27	59	81	-5	163	12	4	3	7	6	1	35	
Jason Arnott	67	19	38	57	92	-21	248	12	3	6	9	18	-3	27	
Mariusz Czerkawski	76	26	21	47	16	0	182	12	2	1	3	10	-2	19	
Kelly Buchberger	81	8	30	38	159	4	78	12	5	2	7	16	-1	19	
Todd Marchant	79	14	19	33	44	11	202	12	4	2	6	12	2	40	
Mike Grier	79	15	17	32	45	7	89	12	3	1	4	4	-2	21	
Boris Mironov	85	6	26	32	85	2	147	12	2	8	10	16	-6	31	
Rem Murray	82	11	20	31	16	9	85	12	1	2	3	4	-1	7	
Dean McAmmond	57	12	17	29	28	-15	106	-	-	-	-	-	-	-	
X - Miroslav Satan	64	17	11	28	22	-4	90	-	-	-	-	-	-	-	
Mats Lindgren	69	11	14	25	12	-7	71	12	0	4	4	0	-2	22	
Dan McGillis	73	6	16	22	52	2	139	12	0	5	5	24	8	20	
Drew Bannister	(TB)	64	4	13	17	44	-21	57	-	-	-	-	-	-	
	(EDM)	1	0	1	1	0	-2	2	12	0	0	0	30	-4	9
	(TOT)	65	4	14	18	44	-23	59	12	0	0	0	30	-4	9
Bryan Marchment	71	3	13	16	132	13	89	3	0	0	0	4	-3	2	
Petr Klima	(LA)	8	0	4	4	2	-7	12	-	-	-	-	-	-	
	(PIT)	9	1	3	4	4	-4	21	-	-	-	-	-	-	
	(EDM)	16	1	5	6	6	-1	22	6	0	0	0	4	0	2
	(TOT)	33	2	12	14	12	-12	55	6	0	0	0	4	0	2
Kevin Lowe	64	1	13	14	10	-1	46	1	0	0	0	0	-1	0	
X - Jeff Norton	62	2	11	13	42	-7	68	-	-	-	-	-	-	-	
Luke Richardson	82	1	11	12	91	9	67	12	0	2	2	14	-4	6	
Barrie Moore	(BUF)	31	2	6	8	18	1	42	-	-	-	-	-	-	
	(EDM)	4	0	0	0	0	0	1	-	-	-	-	-	-	
	(TOT)	35	2	6	8	18	1	43	-	-	-	-	-	-	
X - Michel Petit	18	2	4	6	20	-13	30	-	-	-	-	-	-	-	
Greg de Vries	37	0	4	4	52	-2	31	12	0	1	1	8	4	16	
X - David Oliver	17	1	2	3	4	-8	22	-	-	-	-	-	-	-	
Louie DeBrusk	32	2	0	2	94	-6	10	6	0	0	0	4	0	1	
Ralph Intranuovo	(TOR)	3	0	1	1	0	-1	4	-	-	-	-	-	-	
	(EDM)	5	1	0	1	0	0	2	-	-	-	-	-	-	
	(TOT)	8	1	1	2	0	-1	6	-	-	-	-	-	-	
Curtis Joseph (G)	72	0	2	2	20	n/a	n/a	12	0	0	0	2	n/a	n/a	
Steve Kelly	8	1	0	1	6	-1	6	-	-	-	-	-	-	-	
Donald Dufresne	22	0	1	1	15	-1	10	-	-	-	-	-	-	-	
Craig Millar	1	0	0	0	2	0	1	-	-	-	-	-	-	-	
Sean Brown	5	0	0	0	4	-1	2	-	-	-	-	-	-	-	
Jesse Belanger	6	0	0	0	0	-3	8	-	-	-	-	-	-	-	
Joe Hulbig	6	0	0	0	0	-1	4	6	0	1	1	2	2	5	
Bob Essensa (G)	19	0	0	0	4	n/a	n/a	0	0	0	0	0	n/a	n/a	
Bryan Muir	-	-	-	-	-	-	-	5	0	0	0	4	-2	7	
Bench	-	-	-	-	18	-	-	-	-	-	-	0	-	-	

GOALTENDER	REGULAR SEASON							PLAYOFFS										
	GP	MNS	GA	SO	GAA	SOG	SV%	W	L	T	GP	MNS	GA	GAA	SOG	SV%	W	L
Curtis Joseph	72	4100	200	6	2.93	2144	0.907	32	29	9	12	767	36	2.81	405	0.911	5	7
Bob Essensa	19	868	41	1	2.83	406	0.899	4	8	0	-	-	-	-	-	-	-	-
Empty net goals	-	-	6	-	-	-	-	-	-	-	-	1	-	-	-	-	-	-

#	DATE	OPP	SCORE			RECORD		
			GF	GA	RES	W	L	T
1	0.4	BUF	4	3	W	1	0	0
2	0.6	VAN	2	0	W	2	0	0
3	0.8	@TOR	4	2	W	3	0	0
4	0.9	@DET	0	2	L	3	1	0
5	0.11	STL	1	3	L	3	2	0
6	0.14	@PHX	6	3	W	4	2	0
7	0.15	@COL	2	7	L	4	3	0
8	0.20	@CGY	3	6	L	4	4	0
9	0.22	PIT	5	2	W	5	4	0
10	0.24	@LAK	8	2	W	5	4	0
11	0.26	COL	2	4	L	6	5	0
12	0.30	PHX	4	1	W	7	5	0
13	N.1	VAN	4	5L (OT)	7	6	0	
14	N.3	@CHI	2	4	L	7	7	0
15	N.6	@PIT	2	5	L	7	8	0
16	N.7	@BOS	6	0	W	8	8	0
17	N.9	@TOR	3	7	L	8	9	0
18	N.11	@MTL	2	3L (OT)	8	10	0	
19	N.13	@OTT	4	0	W	9	10	0
20	N.17	DAL	3	7	L	9	11	0
21	N.19	CHI	4	4T (OT)	9	11	1	
22	N.21	NYR	3	2	W	10	11	1
23	N.23	CGY	3	2	W	11	11	1
24	N.26	@CGY	10	1	W	12	11	1
25	N.27	LAK	1	5	L	12	12	1
26	N.29	@SJS	4	2	W	13	12	1
27	D.1	@ANA	2	4	L	13	13	1
28	D.4	@COL	0	2	L	13	14	1
29	D.6	OTT	5	2	W	14	14	1
30	D.8	STL	2	3	L	14	15	1
31	D.10	@DET	0	0T (OT)	14	15	2	
32	D.12	@TBL	2	2T (OT)	14	16	3	
33	D.15	@FLA	3	6	L	14	16	3
34	D.18	COL	4	4T (OT)	14	16	4	
35	D.20	NJD	2	3	L	14	17	4
36	D.22	DET	2	6	L	14	18	4
37	D.23	@VAN	7	0	W	15	18	4
38	D.27	PHI	4	6	L	15	19	4
39	D.28	SJS	5	3	W	16	19	4
40	D.30	LAK	2	1	W	17	19	4
41	J.3	TOR	4	3	W	18	19	4
42	J.7	@STL	5	2	W	19	19	4
43	J.8	@CHI	1	4	L	19	20	4
44	J.11	SIS	1	2	L	19	21	4
45	J.12	HFD	2	1W (OT)	20	21	4	
46	J.15	FLA	4	0	W	21	21	4
47	J.21	@NYR	4	4T (OT)	21	21	5	
48	J.22	@NYI	1	8	L	21	22	5
49	J.24	@BUF	3	1	W	22	22	5
50	J.26	@WSH	3	1	W	23	22	5
51	J.29	SJS	3	1	W	24	22	5
52	J.31	NYI	1	0	W	25	22	5
53	F.5	CGY	5	2	W	26	22	5
54	F.8	ANA	1	2L (OT)	26	23	5	
55	F.9	WSH	4	1	W	27	23	5
56	F.12	BOS	4	3	W	28	23	5
57	F.13	@CGY	2	3L (OT)	28	24	5	
58	F.15	@LAK	2	2T (OT)	28	24	6	
59	F.17	@ANA	1	5	L	28	25	6
60	F.19	TOR	6	5	W	29	25	6
61	F.21	COL	3	4L (OT)	29	26	6	
62	F.23	@DAL	1	6	L	29	27	6
63	F.26	@ANA	3	3T (OT)	29	27	7	
64	F.27	@LAK	3	6	L	29	28	7
65	M.1	MTL	4	5	L	29	29	7
66	M.4	LAK	4	1	W	30	29	7
67	M.7	@DAL	1	2	L	30	30	7
68	M.9	@STL	4	1	W	31	30	7
69	M.11	@NJD	1	6	L	31	31	7
70	M.13	@PHI	4	5L (OT)	31	32	7	
71	M.15	@HFD	4	2	W	32	32	7
72	M.19	TBL	3	1	W	33	32	7
73	M.23	ANA	1	4	L	33	33	7
74	M.24	@SJS	5	1	W	34	33	7
75	M.28	@SJS	3	4	L	34	34	7
76	M.29	@PHX	3	1	W	35	34	7
77	M.31	DAL	1	3	L	35	35	7
78	A.3	CHI	4	2	W	36	35	7
79	A.5	VAN	2	2T (OT)	36	35	8	
80	A.9	DET	3	3T (OT)	36	35	9	
81	A.11	PHX	2	6	L	36	36	9
82	A.12	@VAN	4	5	L	36	37	9
<b>TEAM TOTALS</b>			<b>252</b>	<b>247</b>		<b>36</b>	<b>37</b>	<b>9</b>

X - Denotes did not finish the season with the Oilers



# EDMONTON OILERS 1997-98 RESULTS & STATISTICS

COACH	REGULAR SEASON						PLAYOFFS					
	GP	W	L	T	PTS	GF	GA	GP	W	L	GF	GA
Ron Low	82	35	37	10	80	215	224	12	5	7	24	25

3rd Pacific Division, 15th Overall. Playoffs: Won Western Conference Quarter-Final 4-3 vs Colorado, Lost Western Conference Semi-Final 4-1 vs Dallas.

PLAYER	REGULAR SEASON							PLAYOFFS						
	GP	G	A	PTS	PIM	+/-	SOG	GP	G	A	PTS	PIM	+/-	SOG
Doug Weight	79	26	44	70	69	1	205	12	2	7	9	14	-4	26
Dean McAmmond	77	19	31	50	46	9	128	12	1	4	5	12	0	22
Boris Mironov	81	16	30	46	100	-8	203	12	3	3	6	27	-3	26
Janne Niinimaa	(PHI)	66	3	31	34	56	6	115	-	-	-	-	-	-
(EDM)	11	1	8	9	6	7	19	11	1	1	2	12	3	20
(TOT)	77	4	39	43	62	13	134	11	1	1	2	12	3	20
Roman Hamrlík	(TB)	37	3	12	15	22	-18	86	-	-	-	-	-	-
(EDM)	41	6	20	26	48	3	112	12	0	6	6	12	-4	19
(TOT)	78	9	32	41	70	-15	198	12	0	6	6	12	-4	19
Bill Guerin	(NJ)	19	5	5	10	13	0	48	-	-	-	-	-	-
(EDM)	40	13	16	29	80	1	130	12	7	1	8	17	-6	47
(TOT)	59	18	21	39	93	1	178	12	7	1	8	17	-6	47
Todd Marchant	76	14	21	35	71	9	194	12	1	1	2	10	0	17
Ryan Smyth	65	20	13	33	44	-24	205	12	1	3	4	16	-2	24
Tony Hrkac	(DAL)	13	5	3	8	0	0	14	-	-	-	-	-	-
(EDM)	36	8	11	19	10	3	43	12	0	3	3	2	2	11
(TOT)	49	13	14	27	10	3	57	12	0	3	3	2	2	11
Mats Lindgren	82	13	13	26	42	0	131	12	1	1	2	10	0	16
X - Dan McGillis	67	10	15	25	74	-17	119	-	-	-	-	-	-	-
Scott Fraser	29	12	11	23	6	6	61	11	1	1	2	10	0	17
Andrei Kovalenko	59	6	17	23	28	-14	89	1	0	0	0	2	0	2
Kelly Buchberger	82	6	17	23	122	-10	86	12	1	2	3	25	0	13
Valeri Zelepukin	(NJD)	35	2	8	10	32	0	54	-	-	-	-	-	-
(EDM)	33	2	10	12	57	-2	47	8	1	2	3	2	3	8
(TOT)	68	4	18	22	89	-2	101	8	1	2	3	2	3	8
Rem Murray	61	9	9	18	39	-9	59	-	-	-	-	-	-	-
X - Jason Arnott	35	5	13	18	78	-16	100	-	-	-	-	-	-	-
Mike Grier	66	9	6	15	73	-3	90	-	-	-	-	-	-	-
Greg de Vries	65	7	4	11	80	-17	53	7	0	0	0	21	-4	2
Bobby Dollas	(ANA)	22	0	1	1	27	-12	11	-	-	-	-	-	-
(EDM)	30	2	5	7	22	6	27	11	0	0	0	16	2	10
(TOT)	52	2	6	8	49	-6	38	11	0	0	0	16	2	10
Drake Berehowsky	67	1	6	7	169	1	58	12	1	2	3	14	1	4
Boyd Devereaux	38	1	4	5	6	-5	27	-	-	-	-	-	-	-
Craig Millar	11	4	0	4	8	-3	10	-	-	-	-	-	-	-
Joe Hulbig	17	2	2	4	2	-1	8	-	-	-	-	-	-	-
X - Ray Whitney	9	1	3	4	0	-1	19	-	-	-	-	-	-	-
X - Bryan Marchment	27	0	4	4	58	-2	23	-	-	-	-	-	-	-
Mike Watt	14	1	2	3	4	-4	14	-	-	-	-	-	-	-
Frantisek Musil	17	1	2	3	8	1	8	7	0	0	0	6	1	0
X - Steve Kelly	19	0	2	2	8	-4	5	-	-	-	-	-	-	-
X - Drew Bannister	34	0	2	2	42	-7	27	-	-	-	-	-	-	-
Curtis Joseph (G)	71	0	2	2	4	n/a	n/a	12	0	0	0	2	n/a	n/a
Sean Brown	18	0	1	1	43	-1	9	-	-	-	-	-	-	-
Bill Huard	30	0	1	1	72	-5	12	4	0	0	0	2	0	3
Scott Ferguson	1	0	0	0	0	1	0	-	-	-	-	-	-	-
Ladislav Benysek	2	0	0	0	0	-2	0	-	-	-	-	-	-	-
Jason Bowen	4	0	0	0	10	0	3	-	-	-	-	-	-	-
Dennis Bonvie	4	0	0	0	27	0	0	-	-	-	-	-	-	-
Bryan Muir	7	0	0	0	17	0	6	-	-	-	-	-	-	-
Kevin Lowe	7	0	0	0	22	-3	5	1	0	0	0	4	0	0
Terran Sandwith	8	0	0	0	6	-4	4	-	-	-	-	-	-	-
Georges Laraque	11	0	0	0	59	-4	4	-	-	-	-	-	-	-
Bob Essensa (G)	16	0	0	0	0	n/a	n/a	1	0	0	0	0	n/a	n/a
Doug Friedman	16	0	0	0	20	0	8	-	-	-	-	-	-	-
Bench	-	-	-	-	10	-	-	-	-	-	-	4	-	-

GOALTENDER	REGULAR SEASON							PLAYOFFS										
	GP	MNS	GA	SO	GAA	SOG	SV%	W	L	T	GP	MNS	GA	GAA	SOG	SV%	W	L
Curtis Joseph	71	4132	181	8	2.63	1901	0.905	29	31	9	12	716	23	1.93	319	0.928	5	7
Bob Essensa	16	825	35	0	2.54	404	0.913	6	6	1	1	27	1	2.26	11	0.909	0	0
Empty net goals	-	-	8	-	-	-	-	-	-	-	-	-	1	-	-	-	-	-

X - Denotes did not finish the season with the Oilers

#	DATE	OPP	GF	SCORE			RECORD		
				GA	RES	W	L	T	O
1	0.1	@SJS	5	3	W	1	0	0	0
2	0.3	DET	2	8	L	1	1	0	0
3	0.5	COL	0	3	L	1	2	0	0
4	0.8	NYR	3	3T (OT)	1	2	1	0	0
5	0.11	TOR	2	1	W	2	2	1	0
6	0.13	@VAN	0	3	L	2	3	1	0
7	0.15	COL	2	6	L	2	4	1	0
8	0.17	@LAK	1	2	L	2	5	1	0
9	0.19	@ANA	3	2W (OT)	3	5	1	0	0
10	0.21	BOS	1	2	L	3	6	1	0
11	0.24	PIT	4	3	W	4	6	1	0
12	0.29	PHX	3	2	W	5	6	1	0
13	N.1	@BOS	1	3	L	5	7	1	0
14	N.3	@NVR	2	2T (OT)	5	7	2	0	0
15	N.5	@NYI	4	4T (OT)	5	7	3	0	0
16	N.6	@PHI	2	6	L	5	8	3	0
17	N.8	@WSH	1	2	L	5	9	3	0
18	N.10	@BUF	4	4T (OT)	5	9	4	0	0
19	N.12	CAR	4	6	L	5	10	4	0
20	N.15	CGY	2	2T (OT)	5	10	5	0	0
21	N.17	@PHX	3	6	L	5	11	5	0
22	N.19	@DAL	2	3	L	5	12	5	0
23	N.20	@STL	3	0	W	6	12	5	0
24	N.22	@OTT	1	0	W	7	12	5	0
25	N.25	CHI	2	2T (OT)	7	12	6	0	0
26	N.28	ANA	1	3	L	7	13	6	0
27	N.30	SJS	6	1	W	8	14	6	0
28	D.2	@COL	2	4	L	8	14	6	0
29	D.3	@DAL	1	4	L	8	15	6	0
30	D.5	DET	3	1	W	9	15	6	0
31	D.7	@CHI	3	3T (OT)	9	15	7	0	0
32	D.10	@NJD	2	4	L	9	16	7	0
33	D.12	@DET	3	2	W	10	16	7	0
34	D.13	@STL	4	1	W	11	16	7	0
35	D.17	CHI	0	0T (OT)	11	16	8	0	0
36	D.20	DAL	1	2L (OT)	11	17	8	0	0
37	D.22	@MTL	3	3T (OT)	11	17	9	0	0
38	D.23	@TOR	4	5	L	11	18	9	0
39	D.27	COL	1	5	L	11	19	9	0
40	D.30	PHI	1	3	L	11	20	9	0
41	J.2	MTL	3	5	L	11	21	9	0
42	J.4	LAK	2	3	L	11	22	9	0
43	J.7	FLA	3	2	W	12	22	9	0
44	J.9	@ANA	5	1	W	13	22	9	0
45	J.10	@LAK	4	3	W	14	22	9	0
46	J.12	STL	2	1	W	15	22	9	0
47	J.14	CGY	5	2	W	16	22	9	0
48	J.20	PHX	6	2	W	17	22	9	0
49	J.23	@SJS	2	3	L	17	23	9	0
50	J.24	@PHX	5	2	W	18	23	9	0
51	J.26	@COL	1	2	L	18	24	9	0
52	J.28	NJD	1	1T (OT)	18	24	10	0	0
53	J.31	VAN	3	6	L	18	25	10	0
54	F.2	LAK	1	0	W	19	25	10	0
55	F.4	SJS	0	3	L	19	26	10	0
56	F.6	@VAN	4	5	L	19	27	10	0
57	F.7	@CGY	2	4	L	19	28	10	0
58	F.25	OTT	5	2	W	20	28	10	0
59	F.27	ANA	0	4	L	20	29	10	0
60	F.28	SJS	4	1	W	21	29	10	0
61	M.2	@COL	5	4W (OT)	22	29	10	0	0
62	M.4	TBL	4	2	W	23	29	10	0
63	M.7	@TOR	1	4	L	23	30	10	0
64	M.9	@CHI	4	3W (OT)	24	30	10	0	0
65	M.11	@TBL	2	0	W	25	30	10	0
66	M.13	@FLA	4	0	W	26	30	10	0
67	M.15	@CAR	1	4	L	26	31	10	0
68	M.17	@DET	3	4	L	26	32	10	0
69	M.18	@PIT	2	4	L	26	33	10	0
70	M.21	STL	2	0	W	27	33	10	0
71	M.22	NYI	1	3	L	27	34	10	0
72	M.25	WSH	4	2	W	28	34	10	0
73	M.27	BUF	0	1	L	28	35	10	0
74	M.30	CGY	3	1	W	29	35	10	0
75	A.1	@VAN	2	4	L	29	36	10	0
76	A.3	DAL	4	1	W	30	36	10	0
77	A.6	VAN							





# EDMONTON OILERS 1998-99 RESULTS & STATISTICS

COACH	REGULAR SEASON						PLAYOFFS					
	GP	W	L	T	PTS	GF	GA	GP	W	L	GF	GA
Ron Low	82	33	37	12	78	230	226	4	0	4	7	11

2nd North West Division, 16th Overall. Playoffs: Lost Western Conference Quarter-Final 4-0 vs Dallas.

PLAYER	REGULAR SEASON							PLAYOFFS						
	GP	G	A	PTS	PIM	+/-	SOG	GP	G	A	PTS	PIM	+/-	SOG
Bill Guerin	80	30	34	64	133	7	261	3	0	2	2	2	-4	8
Josef Beranek	66	19	30	49	23	6	160	2	0	0	0	4	-1	0
Mike Grier	82	20	24	44	54	5	143	4	1	1	2	6	3	9
Pat Falloon	82	17	23	40	20	-4	152	4	0	1	1	4	0	6
X - Boris Mironov	63	11	29	40	104	6	138	-	-	-	-	-	-	-
Rem Murray	78	21	18	39	20	4	116	4	1	1	2	2	-1	6
Doug Weight	43	6	31	37	12	-8	79	4	1	1	2	15	-3	4
Todd Marchant	82	14	22	36	65	3	183	4	1	1	2	12	2	10
Alex Selivanov	(TB)	43	6	13	19	18	-8	120	-	-	-	-	-	-
(EDM)	29	8	6	14	24	0	57	2	0	1	1	2	0	3
(TOT)	72	14	19	33	42	-8	177	-	-	-	-	-	-	-
Roman Hamrlik	75	8	24	32	70	9	172	3	0	0	0	2	1	1
Ryan Smyth	71	13	18	31	62	0	161	3	3	0	3	0	-1	7
Janne Niinimaa	81	4	24	28	88	7	142	4	0	0	0	2	-2	5
Chad Kilger	(CHI)	64	14	11	25	30	-1	68	-	-	-	-	-	-
(EDM)	17	1	1	2	4	-3	13	4	0	0	0	4	-2	1
(TOT)	77	15	12	27	34	-4	81	-	-	-	-	-	-	-
X - Andrei Kovalenko	43	13	14	27	30	-4	75	-	-	-	-	-	-	-
X - Dean McAmmond	65	9	16	25	36	5	122	-	-	-	-	-	-	-
Ethan Moreau	(CHI)	66	9	6	15	84	-5	80	-	-	-	-	-	-
(EDM)	14	1	5	6	8	2	16	4	0	3	3	6	3	6
(TOT)	80	10	11	21	92	-3	96	-	-	-	-	-	-	-
Tom Poti	73	5	16	21	42	10	94	4	0	1	1	2	-3	9
X - Mats Lindgren	48	5	12	17	22	4	53	-	-	-	-	-	-	-
Jason Smith	(TOR)	60	2	11	13	40	-9	53	-	-	-	-	-	-
(EDM)	12	1	1	2	11	0	15	4	0	1	1	4	0	1
(TOT)	72	3	12	15	51	-9	68	-	-	-	-	-	-	-
Boyd Devereaux	61	6	8	14	23	2	39	1	0	0	0	0	0	3
Christian Laflamme	(CHI)	62	2	11	13	70	0	53	-	-	-	-	-	-
(EDM)	11	0	1	1	0	-3	15	4	0	1	1	2	-4	5
(TOT)	73	2	12	14	70	-3	68	-	-	-	-	-	-	-
Kelly Buchberger	52	4	4	8	68	-6	29	4	0	0	0	0	-4	2
Sean Brown	51	0	7	7	188	1	27	1	0	0	0	10	0	0
Kevin Brown	12	4	2	6	0	-2	13	-	-	-	-	-	-	-
Georges Laraque	39	3	2	5	57	-1	17	4	0	0	0	2	-2	1
Todd Reirden	17	2	3	5	20	-1	26	-	-	-	-	-	-	-
Marty McSorley	46	2	3	5	101	-5	29	3	0	0	0	2	1	3
Frantisek Musil	39	0	3	3	34	0	9	1	0	0	0	2	-1	2
Vladimir Vorobiev	2	2	0	2	2	1	5	1	0	0	0	0	-1	1
Craig Millar	24	0	2	2	19	-6	18	-	-	-	-	-	-	-
Chris Ferraro	2	1	0	1	0	1	1	-	-	-	-	-	-	-
Steve Passmore (G)	6	0	1	1	2	n/a	n/a	-	-	-	-	-	n/a	n/a
Bob Essensa (G)	39	0	1	1	0	n/a	n/a	-	-	-	-	-	n/a	n/a
Jim Dowd	1	0	0	0	0	0	1	-	-	-	-	-	-	-
Joe Hulbig	1	0	0	0	2	1	2	-	-	-	-	-	-	-
Bill Huard	3	0	0	0	0	0	2	-	-	-	-	-	-	-
Dan LaCouture	3	0	0	0	0	1	0	-	-	-	-	-	-	-
Daniel Lacroix	4	0	0	0	13	0	5	-	-	-	-	-	-	-
Fredrik Lindquist	8	0	0	0	2	-2	6	-	-	-	-	-	-	-
X - M. Shtalenkov (G)	34	0	0	0	2	n/a	n/a	-	-	-	-	-	n/a	n/a
Tommy Salo (G)	(NYI)	51	0	0	0	12	n/a	n/a	-	-	-	-	n/a	n/a
(EDM)	13	0	0	0	0	n/a	n/a	4	0	0	0	0	n/a	n/a
(TOT)	64	0	0	0	12	n/a	n/a	4	0	0	0	0	n/a	n/a
Bench	-	-	-	-	12	-	-	-	-	-	-	-	0	-

GOALTENDER	REGULAR SEASON							PLAYOFFS										
	GP	MNS	GA	SO	GAA	SOG	SV%	W	L	T	GP	MNS	GA	GAA	SOG	SV%	W	L
Bob Essensa	39	2091	96	0	2.75	974	0.901	12	14	6	-	-	-	-	-	-	-	-
Tommy Salo	(NYI)	51	3018	132	5	2.62	1368	0.903	17	26	7	-	-	-	-	-	-	-
(EDM)	13	700	27	0	2.32	279	0.903	8	2	2	4	296	11	2.23	149	0.926	0	4
(TOT)	64	3718	159	5	2.57	1647	0.903	25	28	9	4	296	11	2.23	149	0.926	0	4
Steve Passmore	6	362	17	0	2.82	183	0.907	1	4	1	-	-	-	-	-	-	-	-
X - Mikhail Shtalenkov	34	1819	81	3	2.67	782	0.896	12	17	3	-	-	-	-	-	-	-	-
Empty net goals	-	-	5	-	-	-	-	-	-	-	-	0	-	-	-	-	-	-

X - Denotes did not finish the season with the Oilers

## GAME-BY-GAME RESULTS

#	DATE	OPP	GF	SCORE			RECORD		
				G	A	W	L	T	
1	0.10	LAK	1	2	L	0	1	0	
2	0.13	TOR	2	3	L	0	2	0	
3	0.14	@VAN	4	1	W	1	2	0	
4	0.17	@NJD	4	2	W	2	2	0	
5	0.20	@NYR	2	3	L	2	3	0	
6	0.21	@NYI	4	2	W	3	3	0	
7	0.24	@COL	4	6	L	3	4	0	
8	0.28	WSH	8	2	W	4	4	0	
9	0.31	PIT	4	1	W	5	4	0	
10	N.2	VAN	5	3	W	6	4	0	
11	N.4	NSH	3	2	W	7	4	0	
12	N.6	COL	2	5	L	7	5	0	
13	N.8	@CHI	3	2W(OT)	8	5	0		
14	N.11	@TOR	2	3	L	8	6	0	
15	N.12	@MTL	1	1T(OT)	8	6	1		
16	N.14	@OTT	4	1	W	9	6	1	
17	N.18	DET	2	6	L	9	7	1	
18	N.20	@ANA	3	2W(OT)	10	7	1		
19	N.21	@PHX	2	3L(OT)	10	8	1		
20	N.25	COL	3	0	W	11	8	1	
21	N.27	@CGY	3	2	W	12	8	1	
22	N.29	CHI	2	3	L	12	9	1	
23	D.2	PHX	4	3	W	13	9	1	
24	D.4	TBL	1	2	L	13	10	1	
25	D.6	DAL	2	6	L	13	11	1	
26	D.8	@NSH	3	3T(OT)	13	11	2		
27	D.9	@CHI	1	3	L	13	12	1	
28	D.11	@DET	2	3	L	13	13	2	
29	D.13	@PHI	2	2T(OT)	13	13	3		
30	D.15	@CAR	0	3	L	13	14	3	
31	D.18	@TBL	4	1	W	14	14	3	
32	D.19	@FLA	1	3	L	14	15	3	
33	D.23	SJS	3	5	L	14	16	3	
34	D.27	VAN	3	0	W	15	16	3	
35	D.29	MTL	2	5	L	15	17	3	
36	J.3	PHI	3	3T(OT)	15	17	4		
37	J.5	LAK	3	4L(OT)	15	18	4		
38	J.7	@PHX	7	1	W	16	18	4	
39	J.9	@LAK	1	1T(OT)	16	18	5		
40	J.10	@ANA	4	6	L	16	19	5	
41	J.12	DAL	2	2T(OT)	16	19	6		
42	J.14	@VAN	3	1	W	17	19	6	
43	J.17	DET	4	1	W	18	19	6	
44	J.21	@SJS	3	3T(OT)	18	19	7		
45	J.27	CHI	3	4L(OT)	18	20	7		
46	J.30	ANA	1	0	W	19	20	7	
47	F.1	STL	3	4L(OT)	19	21	7		
48	F.3	OTT	2	2T(OT)	19	21	8		
49	F.5	NSH	4	2	W	20	21	8	
50	F.8	@CGY	1	2	L	20	22	8	
51	F.9	BOS	0	2	L	20	23	8	
52	F.11	@DET	2	4	L	20	24	8	
53	F.13	@STL	3	2	W	21	24	8	
54	F.15	@DAL	1	4	L	21	25	8	
55	F.17	@ANA	6	2	W	22	25	8	
56	F.18	@LAK	2	3	L	22	26	8	
57	F.21	NYR	1	2L(OT)	22	27	8		
58	F.24	ANA	1	2	L	22	28	8	
59	F.26	BUF	6	3	W	23	28	8	
60	F.27	CAR	2	2T(OT)	23	28	9		
61	M.1	@COL	4	3	W	24	28	9	
62	M.3	@BUF	5	3	W	25	28	9	
63	M.5	@PIT	2	2T(OT)	25	28	10		
64	M.6	@DAL	3	4	L	25	29	10	
65	M.10	@WSH	4	7	L	25	30	10	
66	M.13	@STL	4	6	L	25	31	10	
67	M.14	@NSH	3	3	L	25	32	10	
68	M.17	NJD	1	4	L	25	33	10	
69	M.20	VAN	4	3	W	26	33	10	
70	M.22	CGY	2	2T(OT)	26	33	11		
71	M.24	MTL	0	2	L	26	34	11	
72	M.26	STL	2	1	W	27	34	11	
73	M.28	SJS	5	2	W	28	34	11	
74	M.30	PHX	4	7	L	28	35	11	
75	A.1	TOR	1	5	L	28	36	11	
76	A.3	@COL	2	5	L	28	37	11	
77	A.7	@CGY	4	2	W	29	37	11	
78	A.9	@CGY	4	1	W	30	37	11	
79	A.10	@VAN	1	1T(OT)	30	37	12		
80	A.12	@SJS	5	4T(OT)	31	37	12		
81	A.16	COL	5	1	W	32	37	12	
82	A.17	CG							



# EDMONTON OILERS 1999-00 RESULTS & STATISTICS

COACH	REGULAR SEASON							PLAYOFFS					
	GP	W	L	T	OTL	PTS	GF	GA	GP	W	L	GF	GA
Kevin Lowe	82	32	26	16	8	88	226	212	5	1	4	11	14

2nd Northwest Division, 14th Overall. Playoffs: Lost Western Conference Quarter-Final 4-1 vs Dallas.

PLAYER	REGULAR SEASON							PLAYOFFS							
	GP	G	A	PTS	PIM	+/-	SOG	GP	G	A	PTS	PIM	+/-	SOG	
Doug Weight	77	21	51	72	54	6	167	5	3	2	5	4	-3	8	
Ryan Smyth	82	28	26	54	58	-2	238	5	1	0	1	6	-2	13	
Alex Selivanov	67	27	20	47	46	2	122	5	0	0	0	8	0	6	
Bill Guerin	70	24	22	46	123	4	188	5	3	2	5	9	-1	12	
German Titov	(PIT)	63	17	25	42	34	-3	111	-	-	-	-	-	-	
	(EDM)	7	0	4	4	4	2	11	5	1	1	2	0	-2	3
	(TOT)	70	17	29	46	38	-1	122	5	1	1	2	4	-2	3
Roman Hamrlik	80	8	37	45	68	1	180	5	0	1	1	4	-4	10	
Todd Marchant	82	17	23	40	70	7	170	3	1	0	1	2	-1	6	
Tom Poti	76	9	26	35	65	8	125	5	0	1	1	0	-3	7	
Janne Niinimaa	81	8	25	33	89	14	133	5	0	2	2	2	1	8	
Mike Grier	65	9	22	31	68	9	115	-	-	-	-	-	-	-	
Ethan Moreau	73	17	10	27	62	8	106	5	0	1	1	0	0	5	
Boyd Devereaux	76	8	19	27	20	7	108	-	-	-	-	-	-	-	
Jim Dowd	69	5	18	23	45	10	103	5	2	1	3	4	-2	6	
X - Pat Falloon	33	5	13	18	4	6	51	-	-	-	-	-	-	-	
X - Josef Beranek	58	9	8	17	39	-6	107	-	-	-	-	-	-	-	
Georges Laraque	76	8	8	16	123	5	56	5	0	1	1	6	-1	5	
Rem Murray	44	9	5	14	8	-2	65	5	0	1	1	2	-1	9	
Jason Smith	80	3	11	14	60	16	96	5	0	1	1	4	0	5	
Sean Brown	72	4	8	12	192	1	36	3	0	0	0	0	0	1	
Igor Ulanov	(MTL)	43	1	5	6	76	-11	33	-	-	-	-	-	-	
	(EDM)	14	0	3	3	10	-3	6	5	0	0	0	6	-1	4
	(TOT)	57	1	8	9	86	-14	39	5	0	0	0	6	-1	4
Daniel Cleary	17	3	2	5	32	-1	18	4	0	1	1	2	1	3	
Chad Kilger	40	3	2	5	8	-6	32	3	0	0	0	0	0	1	
X - Christian Laflamme	50	0	5	5	32	-4	18	-	-	-	-	-	-	-	
Bert Robertsson	52	0	4	4	2	-3	31	5	0	0	0	0	-1	2	
Paul Comrie	15	1	2	3	8	-2	4	-	-	-	-	-	-	-	
Brett Hauer	5	0	2	2	2	-2	8	-	-	-	-	-	-	-	
Tommy Salo (G)	70	0	1	1	8	n/a	n/a	5	0	0	0	2	n/a	n/a	
Mike Minard (G)	1	0	0	0	0	n/a	n/a	-	-	-	-	-	-	-	
Michel Picard	2	0	0	0	0	0	2	-	-	-	-	-	-	-	
Dan LaCouture	5	0	0	0	2	0	2	-	-	-	-	-	-	-	
Kevin Brown	7	0	0	0	0	0	5	1	0	0	0	0	0	0	
Bill Ranford (G)	16	0	0	0	2	n/a	n/a	-	-	-	-	-	n/a	n/a	
Bench	-	-	-	-	-	-	-	-	-	-	-	0	-	-	

GOALTENDER	REGULAR SEASON							PLAYOFFS											
	GP	MIN	GA	SO	GAA	SOG	SV%	W	L	T	OTL	GP	MIN	GA	GAA	SOG	SV%	W	L
Tommy Salo	70	4164	162	2	2.33	1875	0.914	27	22	13	6	5	297	14	2.83	133	0.895	1	4
Bill Ranford	16	785	47	0	3.59	407	0.884	4	4	3	2	-	-	-	-	-	-	-	-
Mike Minard	1	60	3	0	3.00	36	0.917	1	0	0	0	-	-	-	-	-	-	-	-
Empty net goals	-	-	0	-	-	-	-	-	-	-	-	-	0	-	-	-	-	-	-

## GAME-BY-GAME RESULTS

#	DATE	OPP	SCORE			RECORD			L	TOTL
			GF	GA	RES	W	L	T		
1	0.1	NYR	1	1	T (OT)	0	0	1	0	
2	0.6	MTL	2	1	W	1	0	1	0	
3	0.7	@SJS	2	3	L (OT)	1	0	1	1	
4	0.9	STL	2	4	L	1	1	1	1	
5	0.13	CAR	3	3	T (OT)	1	1	2	1	
6	0.16	LAK	5	4	W	2	1	2	1	
7	0.20	@DAL	1	2	L	2	2	2	1	
8	0.21	@STL	2	3	L (OT)	2	2	2	2	
9	0.23	@NSH	3	4	L	2	3	2	2	
10	0.26	PHX	3	1	W	3	3	2	2	
11	0.31	NSH	4	2	W	4	3	2	2	
12	N.3	FLA	2	2	T (OT)	4	3	3	2	
13	N.5	STL	1	2	L	4	4	3	2	
14	N.7	@ANA	1	3	L	4	5	3	2	
15	N.9	@LAK	1	1	T (OT)	4	5	4	2	
16	N.10	@PHX	4	5	L (OT)	4	5	4	3	
17	N.12	@STL	2	2	T (OT)	4	5	5	3	
18	N.14	@CHI	6	3	W	5	5	5	3	
19	N.20	DET	2	1	W	6	5	5	3	
20	N.21	NYI	4	4	T (OT)	6	5	6	3	
21	N.24	CHI	2	3	L	6	6	6	3	
22	N.26	@DET	2	4	L	6	7	6	3	
23	N.27	@TOR	2	5	L	6	8	6	3	
24	D.1	COL	3	1	W	7	8	6	3	
25	D.2	@VAN	2	3	L (OT)	7	8	6	4	
26	D.4	VAN	3	2	W	8	8	6	4	
27	D.6	@CHI	1	5	L	8	9	6	4	
28	D.8	@BOS	1	2	L (OT)	8	9	6	5	
29	D.9	@NYR	2	2	T (OT)	8	9	7	5	
30	D.11	@NYJ	1	1	W	9	9	7	5	
31	D.14	@NYI	4	2	W	10	9	7	5	
32	D.15	@DET	1	5	L	10	10	7	5	
33	D.17	DAL	2	2	T (OT)	10	10	8	5	
34	D.19	OTT	3	3	T (OT)	10	10	9	5	
35	D.21	WSH	6	2	W	11	10	9	5	
36	D.23	@CGY	1	2	L	11	11	9	5	
37	D.27	ANA	4	1	W	12	11	9	5	
38	D.30	@LAK	2	8	L	12	12	9	5	
39	J.1	@PHX	5	4	W	13	12	9	5	
40	J.3	@COL	2	2	T (OT)	13	12	10	5	
41	J.5	SJS	1	1	T (OT)	13	12	11	5	
42	J.7	TBL	5	1	W	14	12	11	5	
43	J.11	DAL	2	3	L	14	13	11	5	
44	J.14	TOR	3	3	L (OT)	14	13	11	6	
45	J.16	DET	3	3	T (OT)	14	13	12	6	
46	J.19	CGY	7	0	W	15	13	12	6	
47	J.22	VAN	3	3	T (OT)	15	13	13	6	
48	J.24	NSH	2	3	L (OT)	15	13	13	7	
49	J.25	@VAN	5	4	W (OT)	16	13	13	7	
50	J.28	@TBL	7	3	W	17	13	13	7	
51	J.29	@FLA	1	2	L	17	14	13	7	
52	J.31	@DAL	1	2	L	17	15	13	7	
53	F.2	CHI	4	1	W	18	15	13	7	
54	F.8	@MTL	5	4	W (OT)	19	15	13	7	
55	F.10	@PHI	3	2	W	20	15	13	7	
56	F.11	@PIT	2	2	T (OT)	20	15	14	7	
57	F.13	@BUF	2	2	T (OT)	20	15	15	7	
58	F.15	@NSH	2	1	W	21	15	15	7	
59	F.18	@CGY	2	4	L	21	16	15	7	
60	F.19	CGY	2	3	L (OT)	21	16	15	8	
61	F.21	LAK	6	3	W	22	16	15	8	
62	F.23	BOS	4	2	W	23	16	15	8	
63	F.25	ATL	5	4	W	24	16	15	8	
64	F.27	@ANA	2	3	L	24	17	15	8	
65	F.29	@COL	3	1	W	25	17	15	8	
66	M.4	PIT	2	3	L	25	18	15	8	
67	M.7	TOR	0	2	L	25	19	15	8	
68	M.10	COL	2	4	L	25	20	15	8	
69	M.12	@NSH	3	4	L	25	21	15	8	
70	M.13	@ATL	3	0	W	26	21	15	8	
71	M.15	@CAR	2	2	T (OT)	26	21	16	8	
72	M.17	OTT	4	2	W	27	21	16	8	
73	M.19	CGY	2	3	L	27	22	16	8	
74	M.22	ANA	2	1	W	28	22	16	8	
75	M.25	VAN	2	3	L	28	23	16	8	
76	M.27	@SJS	2	1	W	29	23	16	8	
77	M.29	@COL	2	3	L	29	24	16	8	
78	A.1	PHX	4	3	W (OT)	30	24	16	8	
79	A.3	SJS	0	1	L	30	25	16	8	
80	A.5	COL	2	3	L	30	26	16	8	
81	A.7	@VAN	5	4	W (OT)	31	26	16	8	
82	A.8	@CGY	6	3	W	32	26	16	8	
<b>TEAM TOTALS</b>			<b>226</b>	<b>212</b>		<b>32</b>	<b>26</b>	<b>16</b>	<b>8</b>	

X - Denotes did not finish the season with the Oilers



# EDMONTON OILERS 2000-01 RESULTS & STATISTICS

COACH	REGULAR SEASON							PLAYOFFS					
	GP	W	L	T	OTL	PTS	GF	GA	GP	W	L	GF	GA
Craig MacTavish	82	39	28	12	3	93	243	222	6	2	4	13	16

2nd North West Division, 12th Overall. Playoffs: Lost Western Conference Quarter-Final 4-2 vs Dallas.

PLAYER	REGULAR SEASON							PLAYOFFS							
	GP	G	A	PTS	PIM	+/-	SOG	GP	G	A	PTS	PIM	+/-	SOG	
Doug Weight	82	25	65	90	91	12	188	6	1	5	6	17	0	18	
Ryan Smyth	82	31	39	70	58	10	245	6	3	4	7	4	0	22	
Janne Niinimaa	82	12	34	46	90	6	122	6	0	2	2	6	-1	11	
Anson Carter	61	16	26	42	23	1	102	6	3	1	4	4	1	13	
Todd Marchant	71	13	26	39	51	1	113	6	0	0	0	4	-3	7	
Mike Grier	74	20	16	36	20	11	124	6	0	0	0	8	-2	6	
Rem Murray	82	15	21	36	24	5	122	6	2	0	2	6	-2	15	
Daniel Cleary	81	14	21	35	37	5	107	6	1	1	2	8	-2	6	
Tom Poti	81	12	20	32	60	-4	161	6	0	2	2	2	2	7	
Sergei Zholtok	(MTL)	32	1	10	11	8	-15	78	-	-	-	-	-	-	
	(EDM)	37	4	16	20	22	8	61	3	0	0	0	0	-1	3
	(TOT)	69	5	26	31	30	-7	159	3	0	0	0	0	-1	3
Georges Laraque	82	13	16	29	148	5	73	6	1	1	2	8	2	5	
Igor Ulanov	67	3	20	23	90	15	74	6	0	0	0	4	-6	4	
X - Bill Guerin	21	12	10	22	18	11	64	-	-	-	-	-	-	-	
Mike Comrie	41	8	14	22	14	6	62	6	1	2	3	0	0	7	
Eric Brewer	77	7	14	21	53	15	91	6	1	5	6	2	-3	11	
Jason Smith	82	5	15	20	120	14	140	6	0	2	2	6	-3	6	
Ethan Moreau	68	9	10	19	90	-6	97	4	0	0	0	2	-2	5	
Shawn Horcoff	49	9	7	16	10	8	42	5	0	0	0	0	0	2	
Domenic Pittis	47	4	5	9	49	-5	42	3	0	0	0	2	-1	1	
X - Chad Kilger	34	5	2	7	17	-7	28	-	-	-	-	-	-	-	
X - Dan LaCouture	37	2	4	6	29	-2	22	-	-	-	-	-	-	-	
Sean Brown	62	2	3	5	110	2	30	-	-	-	-	-	-	-	
Sven Butenschon	(PIT)	5	0	1	1	2	1	6	-	-	-	-	-	-	
	(EDM)	7	1	1	2	2	2	3	-	-	-	-	-	-	
	(TOT)	12	1	2	3	4	3	9	-	-	-	-	-	-	
Brian Swanson	16	1	1	2	6	-1	8	-	-	-	-	-	-	-	
Frantisek Musil	13	0	2	2	4	-2	0	-	-	-	-	-	-	-	
Michel Riesen	12	0	1	1	4	2	16	-	-	-	-	-	-	-	
Scott Ferguson	20	0	1	1	13	2	8	6	0	0	0	0	2	2	
Tommy Salo (G)	73	0	1	1	4	n/a	n/a	6	0	0	0	0	n/a	n/a	
Chris Hajt	1	0	0	0	0	-1	0	-	-	-	-	-	-	-	
Jason Chimera	1	0	0	0	0	0	0	-	-	-	-	-	-	-	
Joaquin Gage (G)	5	0	0	0	0	n/a	n/a	-	-	-	-	-	n/a	n/a	
Patrick Cote	6	0	0	0	18	-2	0	-	-	-	-	-	-	-	
Dominic Roussel	(ANA)	13	0	0	0	0	n/a	n/a	-	-	-	-	n/a	n/a	
	(EDM)	8	0	0	0	2	n/a	n/a	-	-	-	-	n/a	n/a	
	(TOT)	21	0	0	0	2	n/a	n/a	-	-	-	-	n/a	n/a	
Josh Green	-	-	-	-	-	-	-	3	0	0	0	0	0	1	1
Bench	-	-	-	-	10	-	-	-	-	-	-	0	-	-	-

GOALTENDER	REGULAR SEASON							PLAYOFFS											
	GP	MIN	GA	SO	GAA	SOG	SV%	W	L	T	OTL	GP	MIN	GA	GAA	SOG	SV%	W	L
Tommy Salo	73	4364	179	8	2.46	1856	0.903	36	22	12	3	6	406	15	2.22	187	0.920	2	4
Joaquin Gage	5	260	15	0	3.46	125	0.880	2	2	0	0	-	-	-	-	-	-	-	-
Dominic Roussel (ANA)	13	653	31	0	2.85	295	0.895	2	4	2	1	-	-	-	-	-	-	-	-
	(EDM)	8	348	21	0	3.62	151	0.861	1	4	0	0	-	-	-	-	-	-	-
	(TOT)	21	1001	52	0	446	-	3	8	2	1	-	-	-	-	-	-	-	-
Empty net goals	-	-	7	-	-	-	-	-	-	-	-	-	-	1	-	-	-	-	-

#	DATE	OPP	GF	GA	SCORE			RECORD		
					RES	W	L	T	OTL	
1	0.6	DET	2	1	W	1	0	0	0	0
2	0.7	COL	1	1	T (OT)	1	0	1	0	0
3	0.10	@MTL	2	5	L	1	1	1	0	0
4	0.11	@DET	4	3	W	2	1	1	0	0
5	0.13	BUF	3	2	W	3	1	1	0	0
6	0.15	@MIN	5	3	W	4	1	1	0	0
7	0.17	BOS	6	1	W	5	1	1	0	0
8	0.19	TOR	1	4	L	5	2	1	0	0
9	0.22	PHX	3	3	T (OT)	5	2	2	0	0
10	0.25	ATL	1	3	L	5	3	2	0	0
11	0.27	@ANA	2	3	L	5	4	2	0	0
12	0.28	@COL	2	4	L	5	5	2	0	0
13	0.30	ANA	5	3	W	6	5	2	0	0
14	N.1	CGY	3	2	W	7	5	2	0	0
15	N.3	MIN	3	0	W	8	5	2	0	0
16	N.5	@CBJ	4	2	W	9	5	2	0	0
17	N.7	@NYR	3	4	L	9	6	2	0	0
18	N.9	@PHI	0	2	L	9	7	2	0	0
19	N.11	@PIT	2	5	L	9	8	2	0	0
20	N.12	@MIN	5	4	W (OT)	10	8	2	0	0
21	N.14	STL	3	0	W	11	8	2	0	0
22	N.17	CHI	3	3	T (OT)	11	8	3	0	0
23	N.19	CGY	2	0	W	12	8	3	0	0
24	N.22	@TOR	3	4	L	12	9	3	0	0
25	N.23	@OTT	5	3	W	13	9	3	0	0
26	N.25	ANA	3	2	W	14	9	3	0	0
27	N.29	MTL	2	3	L	14	10	3	0	0
28	D.2	@VAN	2	5	L	14	11	3	0	0
29	D.3	SJS	3	3	T (OT)	14	11	4	0	0
30	D.6	NSH	4	0	W	15	11	4	0	0
31	D.9	LAK	2	4	L	15	12	4	0	0
32	D.13	@DAL	2	5	L	15	13	4	0	0
33	D.14	@NSH	6	2	W	16	13	4	0	0
34	D.16	@WSH	0	4	L	16	14	4	0	0
35	D.18	@DET	3	4	L (OT)	16	14	4	0	0
36	D.20	VAN	3	2	W (OT)	17	14	4	0	0
37	D.22	@CGY	1	1	T (OT)	17	14	5	1	0
38	D.27	@COL	2	3	L	17	15	5	1	0
39	D.28	@SJS	2	2	T (OT)	17	15	6	1	0
40	D.30	MTL	3	2	W (OT)	18	15	6	1	0
41	J.1	@STL	2	5	L	18	16	6	1	0
42	J.3	@CBJ	2	5	L	18	17	6	1	0
43	J.5	@CHI	2	1	W	19	17	6	1	0
44	J.7	CBJ	4	2	W	20	17	6	1	0
45	J.10	NSH	2	5	L	20	18	6	1	0
46	J.12	VAN	2	3	L	20	19	6	1	0
47	J.14	OTT	4	1	W	21	19	6	1	0
48	J.16	@NSH	2	1	W	22	19	6	1	0
49	J.18	@STL	1	4	L	22	20	6	1	0
50	J.20	DET	2	1	W	23	20	6	1	0
51	J.22	SJS	2	2	T (OT)	23	20	7	1	0
52	J.24	@SJS	1	6	L	23	21	7	1	0
53	J.26	PHX	1	1	T (OT)	23	21	8	1	0
54	J.30	@CGY	5	3	W	24	21	8	1	0
55	J.31	CHI	3	2	W	25	21	8	1	0
56	F.7	@DAL	2	3	L	25	22	8	1	0
57	F.9	@PHX	0	2	L	25	23	8	1	0
58	F.12	@LAK	6	3	W	26	23	8	1	0
59	F.14	@ANA	3	3	T (OT)	26	23	9	1	0
60	F.16	NYI	2	4	L	26	24	9	1	0
61	F.17	VAN	5	6	L (OT)	26	24	9	2	0
62	F.20	LAK	5	0	W	27	24	9	2	0
63	F.24	@CGY	3	1	W	28	24	9	2	0
64	F.25	DAL	3	2	W (OT)	29	24	9	2	0
65	F.28	STL	5	3	W	30	24	9	2	0
66	M.2	MIN	3	1	W	31	24	9	2	0
67	M.7	TOR	4	0	W	32	24	9	2	0
68	M.9	@BUF	4	0	W	33	24	9	2	0
69	M.11	@CAR	3	2	W	34	24	9	2	0
70	M.13	@TBL	5	4	W (OT)	35	24	9	2	0
71	M.14	@FLA	2	2	T (OT)	35	24	10	2	0
72	M.17	NJD	5	6	L (OT)	35	24	10	3	0
73	M.19	PHI	2	4	L	35	25	10	3	0
74	M.21	@LAK	7	0	W	36	25	10	3	0
75	M.24	@PHX	4	7	L	36	26	10	3	0
76	M.26	CBJ	4	2	W	37	26	10	3	0
77	M.28	COL	4	1	W	38	26	10	3	0
78	M.30	DAL	4	5	L	38	27	10	3	0
79	A.1	@CHI	3	3	T (OT)	38	27	11	3	0
80	A.2	@COL	3	5	L	38	28	11	3	0
81	A.4	MIN	2	2	T (OT)	38	28	12	3	0
82	A.7	@VAN	4	2	W	39	28	12	3	0
<b>TEAM TOTALS</b>			<b>243</b>	<b>222</b>			<b>39</b>	<b>28</b>	<b>12</b>	<b>3</b>

X - Denotes did not finish the season with the Oilers



# EDMONTON OILERS 2001-02 RESULTS & STATISTICS

COACH	REGULAR SEASON									PLAYOFFS				
	GP	W	L	T	OTL	PTS	GF	GA		GP	W	L	GF	GA
Craig MacTavish	82	38	28	12	4	92	205	182		-	-	-	-	-

3rd Northwest Division, 15th Overall. Playoffs: Did Not Qualify.

PLAYER		REGULAR SEASON							PLAYOFFS						
		GP	G	A	PTS	PIM	+/-	SOG	GP	G	A	PTS	PIM	+/-	SOG
Mike York	(NJR) (EDM) (TOT)	69	18	39	57	16	8	188	-	-	-	-	-	-	-
Mike Comrie		82	33	27	60	45	16	170	-	-	-	-	-	-	
Anson Carter		82	28	32	60	25	3	181	-	-	-	-	-	-	
Ryan Smyth		61	15	35	50	48	7	150	-	-	-	-	-	-	
Janne Niinimaa		81	5	39	44	80	13	119	-	-	-	-	-	-	
Jochen Hecht		82	16	24	40	60	4	211	-	-	-	-	-	-	
Todd Marchant		82	12	22	34	41	7	124	-	-	-	-	-	-	
Daniel Cleary		65	10	19	29	51	-1	75	-	-	-	-	-	-	
Mike Grier		82	8	17	25	32	1	112	-	-	-	-	-	-	
Eric Brewer		81	7	18	25	45	-5	165	-	-	-	-	-	-	
X- Rem Murray		69	7	17	24	14	5	84	-	-	-	-	-	-	
Shawn Horcoff		61	8	14	22	18	3	57	-	-	-	-	-	-	
Georges Laracque		80	5	14	19	157	6	95	-	-	-	-	-	-	
Jason Smith		74	5	13	18	103	14	85	-	-	-	-	-	-	
X - Tom Poti		55	1	16	17	42	-6	100	-	-	-	-	-	-	
Ethan Moreau		80	11	5	16	81	4	129	-	-	-	-	-	-	
Josh Green		61	10	5	15	52	9	78	-	-	-	-	-	-	
Marty Reasoner		52	6	5	11	41	0	66	-	-	-	-	-	-	
X - Sean Brown		61	6	4	10	127	8	58	-	-	-	-	-	-	
Steve Staios		73	5	5	10	108	10	101	-	-	-	-	-	-	
Domenic Pittis		22	0	6	6	8	-2	18	-	-	-	-	-	-	
Scott Ferguson		50	3	2	5	75	11	27	-	-	-	-	-	-	
Brian Swanson		8	1	1	2	0	-1	7	-	-	-	-	-	-	
Jason Chimera		3	1	0	1	0	-3	3	-	-	-	-	-	-	
Tommy Salo (G)		69	0	1	1	2	n/a	n/a	-	-	-	-	n/a	n/a	
Jani Rita		1	0	0	0	0	0	0	-	-	-	-	-	-	
Ales PISA		2	0	0	0	2	0	3	-	-	-	-	-	-	
Ty Conklin (G)		4	0	0	0	0	n/a	n/a	-	-	-	-	n/a	n/a	
Jussi Markkanen (G)		14	0	0	0	0	n/a	n/a	-	-	-	-	n/a	n/a	
Sven Butenschon		14	0	0	0	4	0	8	-	-	-	-	-	-	
Bench		-	-	-	-	6	-	-	-	-	-	-	-	-	

GOALTENDER	GP	MIN	REGULAR SEASON							PLAYOFFS								
			GA	SO	GAA	SOG	SV%	W	L	T	OTL	GP	MIN	GA	GAA	SOG	SV%	W
Tommy Salo	69	4035	149	6	2.22	1713	0.913	30	25	10	3	-	-	-	-	-	-	-
Jussi Markkanen	14	784	24	2	1.84	336	0.928	6	3	2	1	-	-	-	-	-	-	-
Ty Conklin	4	148	4	0	1.63	66	0.939	2	0	0	0	-	-	-	-	-	-	-
Empty net goals	-	-	5	-	-	-	-	-	-	-	-	-	-	-	-	-	-	-

## GAME-BY-GAME RESULTS

#	DATE	OPP	GF	GA	SCORE		RECORD			
					RES	W	L	T	OTL	
1	0.3	@ CGY	0	1	L	0	1	0	0	
2	0.6	PHX	6	2	W	1	1	0	0	
3	0.9	CHI	1	0	W	2	1	0	0	
4	0.11	COL	5	3	W	3	1	0	0	
5	0.13	@ NSH	4	3	W	4	1	0	0	
6	0.14	@ MIN	3	3	T(OT)	4	1	1	0	
7	0.16	TOR	1	4	L	4	2	1	0	
8	0.18	@ COL	4	1	W	5	2	1	0	
9	0.20	FLA	6	2	W	6	2	1	0	
10	0.22	NSH	2	4	L	6	3	1	0	
11	0.24	@ DET	1	4	L	6	4	1	0	
12	0.25	@ CBJ	5	2	W	7	4	1	0	
13	0.27	VAN	3	2	W	8	4	1	0	
14	0.30	MTL	3	1	W	9	4	1	0	
15	N. 2	CBJ	1	2	L	9	5	1	0	
16	N. 4	@ MIN	2	0	W	10	5	1	0	
17	N. 6	@ BOS	0	1	L(OT)	10	5	1	1	
18	N. 9	@ CBJ	3	0	W	11	5	1	1	
19	N. 11	@ CAR	1	1	T(OT)	11	5	2	1	
20	N. 13	@ PHX	5	4	W(OT)	12	5	2	1	
21	N. 16	CHI	7	1	W	13	5	2	1	
22	N. 17	@ VAN	2	2	T(OT)	13	5	3	1	
23	N. 20	STL	2	0	W	14	5	3	1	
24	N. 22	LAK	2	4	L	14	6	3	1	
25	N. 24	@ COL	0	2	L	14	7	3	1	
26	N. 28	@ ANA	2	0	W	15	7	3	1	
27	N. 29	@ LAK	3	1	W	16	7	3	1	
28	D. 1	DAL	4	6	L	16	8	3	1	
29	D. 5	ANA	3	2	W(OT)	17	8	3	1	
30	D. 7	@ DAL	0	5	L	17	9	3	1	
31	D. 8	@ NSH	2	2	T(OT)	17	9	4	1	
32	D. 11	@ SJS	4	5	L(OT)	17	9	4	2	
33	D. 13	DET	1	2	L	17	10	4	2	
34	D. 14	TBL	2	1	W	18	10	4	2	
35	D. 16	@ PHI	3	2	W	19	10	4	2	
36	D. 18	@ NYJ	1	4	L	19	11	4	2	
37	D. 20	@ NJD	3	3	T(OT)	19	11	5	2	
38	D. 21	@ CHI	1	5	L	19	12	5	2	
39	D. 26	CGY	3	2	W	20	12	5	2	
40	D. 28	MIN	3	2	W	21	12	5	2	
41	D. 30	NJD	1	2	L	21	13	5	2	
42	D. 31	@ CGY	2	2	T(OT)	21	13	6	2	
43	J. 2	NJR	4	1	W	22	13	6	2	
44	J. 5	VAN	3	4	L	22	14	6	2	
45	J. 6	MTL	7	6	W	23	14	6	2	
46	J. 10	CAR	1	4	L	23	15	6	2	
47	J. 12	COL	2	2	T(OT)	23	15	7	2	
48	J. 14	@ CHI	1	2	L	23	16	7	2	
49	J. 15	@ STL	2	3	L	23	17	7	2	
50	J. 18	ANA	3	1	W	24	17	7	2	
51	J. 19	PIT	0	1	L	24	18	7	2	
52	J. 21	@ SJS	3	4	L	24	19	7	2	
53	J. 23	COL	2	4	L	24	20	7	2	
54	J. 26	TOR	4	1	W	25	20	7	2	
55	J. 28	DET	1	1	T(OT)	25	20	8	2	
56	J. 30	@ VAN	2	2	T(OT)	25	20	9	2	
57	F. 5	@ ATL	2	3	L	25	21	9	2	
58	F. 7	@ STL	1	3	L	25	22	9	2	
59	F. 8	@ DAL	1	1	T(OT)	25	22	10	2	
60	F. 10	@ PHX	4	3	W	26	22	10	2	
61	F. 12	SJS	2	3	L	26	23	10	2	
62	F. 28	NSH	2	3	L	26	24	10	2	
63	M. 2	STL	1	1	T(OT)	26	24	11	2	
64	M. 4	@ BUF	3	0	W	27	24	11	2	
65	M. 6	@ TBL	3	2	W	28	24	11	2	
66	M. 8	@ FLA	4	5	L	28	25	11	2	
67	M. 10	@ WSH	2	4	L	28	26	11	2	
68	M. 13	@ DET	3	4	L(OT)	28	26	11	3	
69	M. 14	@ OTT	4	1	W	29	26	11	3	
70	M. 16	WSH	4	1	W	30	26	11	3	
71	M. 20	SJS	2	1	W	31	26	11	3	
72	M. 23	CGY	3	1	W	32	26	11	3	
73	M. 24	@ VAN	2	0	W	33	26	11	3	
74	M. 26	CBJ	3	1	W	34	26	11	3	
75	M. 28	LAK	2	2	T(OT)	34	26	12	3	
76	M. 30	DAL	3	1	W	35	26	12	3	
77	A. 2	MIN	2	1	W(OT)	36	26	12	3	
78	A. 5	@ ANA	0	2	L	36	27	12	3	
79	A. 6	@ LAK	3	4	L(OT)	36	27	12	4	
80	A. 10	PHX	3	0	W	37	27	12	4	
81	A. 12	CGY	0	2	L	37	28	12	4	
82	A. 14	@ MIN	4	2	W	38	28	12	4	
<b>TEAM TOTALS</b>					<b>205</b>	<b>182</b>	<b>38</b>	<b>28</b>	<b>12</b>	<b>4</b>

X - Denotes did not finish the season with the Oilers



# EDMONTON OILERS 2002-03 RESULTS & STATISTICS

COACH	REGULAR SEASON							PLAYOFFS					
	GP	W	L	T	OTL	PTS	GF	GA	GP	W	L	GF	GA
Craig MacTavish	82	36	26	11	9	92	231	230	6	2	4	11	20

4th Northwest Division, 14th Overall. Playoffs: Lost Western Conference Quarter-Final 4-2 vs. Dallas.

PLAYER	REGULAR SEASON							PLAYOFFS						
	GP	G	A	PTS	PIM	+/-	SOG	GP	G	A	PTS	PIM	+/-	SOG
Ryan Smyth	66	27	34	61	67	5	199	6	2	0	2	16	-1	12
Todd Marchant	77	20	40	60	48	13	146	6	0	2	2	2	-1	5
X - Anson Carter	68	25	30	55	20	-11	176	-	-	-	-	-	-	-
Mike York	71	22	29	51	10	-8	177	6	0	2	2	2	2	4
Mike Comrie	69	20	31	51	90	-18	170	6	1	0	1	10	-1	9
Radek Dvorak	63	6	21	27	16	-3	134	-	-	-	-	-	-	-
(NYR)	12	4	4	8	14	-3	32	4	1	0	1	0	0	10
(TOT)	75	10	25	35	14	-6	166	4	1	0	1	0	0	10
Shawn Horcoff	78	12	21	33	55	10	98	6	3	1	4	6	1	7
Ethan Moreau	78	14	17	31	112	-7	137	6	0	1	1	16	-4	10
Marty Reasoner	70	11	20	31	28	19	102	6	1	0	1	2	-2	8
Ales Hensky	59	6	24	30	14	5	50	6	0	0	0	0	-5	7
Eric Brewer	80	8	21	29	45	-11	147	6	1	3	4	6	1	9
Brad Isbister	53	10	13	23	34	-9	90	-	-	-	-	-	-	-
(EDM)	13	3	2	5	9	0	29	6	0	1	1	12	-1	5
(TOT)	66	13	15	28	43	-9	119	6	0	1	1	12	-1	5
X - Janne Niinimaa	63	4	24	28	66	-7	90	-	-	-	-	-	-	-
Steve Staios	76	5	21	26	96	13	126	6	0	0	0	4	0	7
Jason Chimera	66	14	9	23	36	-2	90	2	0	2	2	0	2	3
Daniel Cleary	57	4	13	17	31	5	89	-	-	-	-	-	-	-
Fernando Pisani	35	8	5	13	10	9	32	6	1	0	1	2	-2	8
Georges Laraque	64	6	7	13	110	-4	46	6	1	3	4	4	2	8
Jason Smith	68	4	8	12	64	5	93	6	0	0	0	19	-2	6
Brian Swanson	44	2	10	12	10	-7	67	-	-	-	-	-	-	-
Cory Cross	26	0	4	4	16	13	18	-	-	-	-	-	-	-
(NYR)	11	2	3	5	8	3	11	6	0	1	1	20	-3	10
(EDM)	37	2	7	9	24	16	29	6	0	1	1	20	-3	10
(TOT)	78	3	5	8	120	11	45	5	0	0	0	8	0	1
Scott Ferguson	46	1	6	7	58	-7	33	6	0	0	0	0	-1	2
Alexei Semenov	21	1	5	6	11	-4	23	-	-	-	-	-	-	-
Jiri Dopita	12	3	1	4	0	2	18	-	-	-	-	-	-	-
Jani Rita	48	1	3	4	24	11	34	-	-	-	-	-	-	-
X - Ales Piza	5	1	1	2	9	2	5	1	0	1	1	0	-1	3
Marc-Andre Bergeron	20	0	2	2	12	-3	20	-	-	-	-	-	-	-
X - Josh Green	4	0	1	1	0	-3	5	-	-	-	-	-	-	-
Jarret Stoll	22	0	1	1	2	n/a	n/a	1	0	0	0	0	n/a	n/a
Jussi Markkanen (G)	1	0	0	0	0	0	0	-	-	-	-	-	-	-
Bobby Allen	3	0	0	0	0	-1	0	-	-	-	-	-	-	-
Alex Henry	13	0	0	0	4	-2	2	-	-	-	-	-	-	-
Kari Haakana	65	0	0	0	4	n/a	n/a	6	0	1	1	0	n/a	n/a
Tommy Salo (G)	-	-	-	-	16	-	-	-	-	-	-	2	-	-
Bench	-	-	-	-	-	-	-	-	-	-	-	-	-	-

GOALTENDER	REGULAR SEASON							PLAYOFFS												
	GP	MIN	GA	SO	GAA	SOG	SV%	W	L	T	OTL	GP	MIN	GA	SO	GAA	SOG	SV%	W	L
Tommy Salo	65	3814	172	4	2.71	1708	0.899	29	21	8	6	6	343	18	3.15	161	0.888	2	4	0
Jussi Markkanen	22	1180	51	3	2.59	533	0.904	7	5	3	3	1	14	1	4.30	12	0.917	0	0	0
Empty net goals	-	-	7	-	-	-	-	-	-	-	-	-	-	-	-	-	-	-	-	-

#	DATE	OPP	GF	GA	SCORE		RECORD		
					RES	W	L	TOTL	
1	0.10	PHI	2	2	T (OT)	0	0	1	0
2	0.12	@NSH	3	2	W	1	0	1	0
3	0.15	@DAL	0	3	L	1	1	1	0
4	0.17	@SJS	3	4	L	1	2	1	0
5	0.19	BOS	3	4	L	1	3	1	0
6	0.22	@COL	3	3	T (OT)	1	3	2	0
7	0.24	STL	1	2	L	1	4	2	0
8	0.26	ANA	4	3	W	2	4	2	0
9	0.28	DAL	3	4	L (OT)	2	4	2	1
10	N.1	BUF	1	1	T (OT)	2	4	3	1
11	N.3	@CHI	4	1	W	3	4	3	1
12	N.5	@NVR	2	5	L	3	5	3	1
13	N.8	@NYI	2	4	L	3	6	3	1
14	N.9	@NJD	6	3	W	4	6	3	1
15	N.11	@MIN	1	6	L	4	7	3	1
16	N.12	@BOS	3	2	W	5	7	3	1
17	N.15	STL	5	0	W	6	7	3	1
18	N.16	LAK	1	4	L	6	8	3	1
19	N.19	CHI	3	1	W	7	8	3	1
20	N.21	@CGY	3	1	W	8	8	3	1
21	N.23	DET	1	1	T (OT)	8	8	4	1
22	N.25	@DET	5	4	W (OT)	9	8	4	1
23	N.27	@CBJ	3	1	W	10	8	4	1
24	N.30	COL	1	0	W	11	8	4	1
25	D.3	MIN	2	1	W (OT)	12	8	4	1
26	D.5	@TBL	2	3	L	12	9	4	1
27	D.7	@FLA	4	0	W	13	9	4	1
28	D.8	@ATL	3	0	W	14	9	4	1
29	D.11	CAR	4	1	W	15	9	4	1
30	D.13	COL	4	3	W (OT)	16	9	4	1
31	D.14	VAN	3	6	L	16	10	4	1
32	D.17	@MIN	3	4	L (OT)	16	10	4	2
33	D.19	@COL	1	2	L	16	11	4	2
34	D.21	@VAN	3	4	L (OT)	16	11	4	3
35	D.26	VAN	2	4	L	16	12	4	3
36	D.28	TOR	3	2	W (OT)	17	12	4	3
37	D.30	@PHX	3	4	L (OT)	17	12	4	4
38	D.31	@DAL	1	4	L	17	13	4	4
39	J.2	MIN	1	2	L (OT)	17	13	4	5
40	J.4	MTL	5	4	W (OT)	18	13	4	5
41	J.6	@SJS	5	2	T (OT)	18	13	5	5
42	J.8	@ANA	1	0	W	19	13	5	5
43	J.9	@LAK	5	4	W	20	13	5	5
44	J.11	OTT	0	2	L	20	14	5	5
45	J.13	CBJ	8	5	W	21	14	5	5
46	J.16	LAK	2	0	W	22	14	5	5
47	J.18	NSH	2	3	L (OT)	22	14	5	6
48	J.20	@CGY	3	4	L	22	15	5	6
49	J.22	DET	4	3	W (OT)	23	15	5	6
50	J.24	PHX	1	5	L	23	16	5	6
51	J.29	MIN	5	1	W	24	16	5	6
52	J.30	@VAN	3	3	T (OT)	24	16	6	6
53	F.5	ANA	2	1	W	25	16	6	6
54	F.7	CGY	3	4	L	25	17	6	6
55	F.8	CHI	0	3	L	25	18	6	6
56	F.11	@TOR	5	4	W	26	18	6	6
57	F.13	@OTT	0	2	L	26	19	6	6
58	F.15	@MTL	2	3	L	26	20	6	6
59	F.18	@PIT	3	4	L (OT)	26	20	6	7
60	F.20	@DET	2	6	L	26	21	6	7
61	F.22	VAN	2	3	L (OT)	26	21	6	8
62	F.23	ATL	3	3	T (OT)	26	21	7	8
63	F.25	@COL	2	4	L	26	22	7	8
64	F.27	@STL	1	4	L	26	23	7	8
65	M.1	@CBJ	3	3	T (OT)	26	23	8	8
66	M.4	SJS	2	1	W	27	23	8	8
67	M.6	@LAK	2	1	W	28	23	8	8
68	M.7	@ANA	4	1	W	29	23	8	8
69	M.10	TOR	2	3	L	29	24	8	8
70	M.11	@CGY	5	2	W	30	24	8	8
71	M.13	NYI	2	5	L	30	25	8	8
72	M.15	DAL	4	3	W	31	25	8	8
73	M.17	@NSH	5	3	W	32	25	8	8
74	M.20	@Pho	2	3	L (OT)	32	25	8	9
75	M.22	WSH	5	3	W	33	25	8	9
76	M.23	NSH	3	2	W (OT)	34	25	8	9
77	M.26	PHO	4	3	W	35	25	8	9
78	M.28	CBJ	4	0	W	36	25	8	9
79	M.30	@Chi	4	4	T (OT)	36	25	9	9
80	M.31	@Stl	5	5	T (OT)	36	25	10	9
81	A.3	SJ	3	3	T (OT)	36	25	11	9
82	A.5	CGY	1	4	L	36	26	11	9
<b>TEAM TOTALS</b>			<b>231</b>	<b>230</b>		<b>36</b>	<b>26</b>	<b>11</b>	<b>9</b>

X - Denotes did not finish the season with the Oilers





# EDMONTON OILERS 2003-04 RESULTS & STATISTICS

COACH	REGULAR SEASON							PLAYOFFS					
	GP	W	L	T	OTL	PTS	GF	GA	GP	W	L	GF	GA
Craig MacTavish	82	36	29	12	5	89	221	208	-	-	-	-	-

4th Northwest Division, 9th Western Conference, 17th Overall. Playoffs: Did Not Qualify.

PLAYER	REGULAR SEASON							PLAYOFFS						
	GP	G	A	PTS	PIM	+/-	SOG	GP	G	A	PTS	PIM	+/-	SOG
Ryan Smyth	82	23	36	59	70	11	245	-	-	-	-	-	-	-
Radek Dvorak	78	15	35	50	26	18	188	-	-	-	-	-	-	-
Petr Nedved	(NJR)	65	14	17	31	42	-9	153	-	-	-	-	-	-
	(EDM)	16	5	10	15	4	1	37	-	-	-	-	-	-
	(TOT)	81	19	27	46	46	-8	190	-	-	-	-	-	-
Mike York	61	16	26	42	15	18	144	-	-	-	-	-	-	-
Shawn Horcoff	15	25	40	73	0	110	-	-	-	-	-	-	-	-
Raffi Torres	80	20	14	34	65	12	136	-	-	-	-	-	-	-
Ales Hemsky	71	12	22	34	14	-7	87	-	-	-	-	-	-	-
Ethan Moreau	81	20	12	32	96	7	180	-	-	-	-	-	-	-
Fernando Pisani	76	16	14	30	46	14	99	-	-	-	-	-	-	-
Steve Staios	82	6	22	28	86	17	153	-	-	-	-	-	-	-
Marc-Andre Bergeron	54	9	17	26	26	13	105	-	-	-	-	-	-	-
Eric Brewer	77	7	18	25	67	-6	135	-	-	-	-	-	-	-
Jarret Stoll	68	10	11	21	42	8	107	-	-	-	-	-	-	-
Cory Cross	68	7	14	21	56	9	83	-	-	-	-	-	-	-
Jason Smith	68	7	12	19	98	13	84	-	-	-	-	-	-	-
Brad Isbister	51	10	8	18	54	-2	80	-	-	-	-	-	-	-
Igor Ulanov	42	5	13	18	28	19	49	-	-	-	-	-	-	-
Adam Oates	60	2	16	18	8	0	32	-	-	-	-	-	-	-
Georges Laraque	66	6	11	17	99	7	54	-	-	-	-	-	-	-
Jason Chimera	60	4	8	12	57	-1	79	-	-	-	-	-	-	-
Marty Reasoner	17	2	6	8	10	5	28	-	-	-	-	-	-	-
Scott Ferguson	52	1	5	6	80	-5	38	-	-	-	-	-	-	-
Alexei Semenov	46	2	3	5	32	8	36	-	-	-	-	-	-	-
Mike Bishai	14	0	2	2	19	0	14	-	-	-	-	-	-	-
XPeter Sarno	6	1	0	1	2	2	5	-	-	-	-	-	-	-
Mikko Luoma	3	0	1	1	0	0	4	-	-	-	-	-	-	-
Tony Salmelainen	13	0	1	1	4	-1	17	-	-	-	-	-	-	-
X - Tommy Salo (G)	44	0	1	1	2	n/a	n/a	-	-	-	-	-	n/a	n/a
X - Stephen Valiquette (G)	1	0	0	0	0	n/a	n/a	-	-	-	-	-	n/a	n/a
Doug Lynch	2	0	0	0	0	0	2	-	-	-	-	-	-	-
Jani Rita	2	0	0	0	0	0	1	-	-	-	-	-	-	-
Jussi Markkanen (NJR)	26	0	0	0	0	n/a	n/a	-	-	-	-	-	n/a	n/a
	(EDM)	7	0	0	0	2	n/a	n/a	-	-	-	-	n/a	n/a
	(TOT)	33	0	0	0	2	n/a	n/a	-	-	-	-	n/a	n/a
Ty Conklin (G)	38	0	0	0	17	n/a	n/a	-	-	-	-	-	n/a	n/a
Bench	-	-	-	-	22	-	-	-	-	-	-	-	-	-

GOALTENDER	REGULAR SEASON							PLAYOFFS												
	GP	MIN	GA	SO	GAA	SOG	SV%	W	L	T	OTL	GP	MIN	GA	GAA	SOG	SV%	W	L	
Jussi Markkanen (NJR)	26	1244	53	2	2.56	611	0.913	8	10	1	2	-	-	-	-	-	-	-	-	-
	(EDM)	7	394	12	0	1.83	182	0.934	2	1	2	1	-	-	-	-	-	-	-	-
	(TOT)	33	1638	65	2	2.38	793	0.918	10	11	3	3	-	-	-	-	-	-	-	-
Ty Conklin	38	2086	84	1	2.42	959	0.912	17	12	4	2	-	-	-	-	-	-	-	-	-
X - Tommy Salo	44	2487	107	3	2.58	1024	0.917	17	16	6	2	-	-	-	-	-	-	-	-	-
X - Stephen Valiquette	1	14	2	0	8.65	7	0.714	0	0	0	0	-	-	-	-	-	-	-	-	-
Empty net goals	-	-	3	-	-	-	-	-	-	-	-	-	-	-	-	-	-	-	-	-

## GAME-BY-GAME RESULTS

#	DATE	OPP	SJS	SCORE		RECORD			
				GF	GA	RES	W	L	T
1	0.9	@ VAN	5	2	W	1	0	0	0
2	0.11	@ VAN	0	3	L	1	1	0	0
3	0.14	@ CGY	0	1	L	1	2	0	0
4	0.16	BUF	4	1	W	2	2	0	0
5	0.18	COL	6	3	W	3	2	0	0
6	0.21	STL	4	6	L	3	3	0	0
7	0.23	@ COL	1	6	L	3	4	0	0
8	0.25	CGY	2	4	L	3	5	0	0
9	0.30	CBJ	4	3	W (OT)	4	5	0	0
10	N.1	DET	4	4	T (OT)	4	5	1	0
11	N.4	@ MTL	4	2	W	5	5	1	0
12	N.6	@ OTT	3	3	T (OT)	5	5	2	0
13	N.8	@ TOR	1	4	L	5	6	2	0
14	N.10	@ NYR	5	4	W	6	6	2	0
15	N.11	@ BOS	3	4	L	6	7	2	0
16	N.13	@ MIN	2	0	W	7	7	2	0
17	N.15	CGY	2	1	W (OT)	8	7	2	0
18	N.18	CHI	5	2	W	9	7	2	0
19	N.20	TOR	3	2	W	10	7	2	0
20	N.22	MTL	3	4	L	10	8	2	0
21	N.25	@ CBJ	3	3	T (OT)	10	8	3	0
22	N.26	@ DET	1	7	L	10	9	3	0
23	N.28	COL	1	4	L	10	10	3	0
24	N.30	SJS	1	2	L	10	11	3	0
25	D.3	MIN	0	1	L	10	12	3	0
26	D.6	PIT	4	3	W	11	12	3	0
27	D.9	CAR	2	3	L	11	13	3	0
28	D.11	@ SJS	2	2	T (OT)	11	13	4	0
29	D.12	@ PHX	3	3	T (OT)	11	13	5	0
30	D.14	@ ANA	3	2	W	12	13	5	0
31	D.16	@ LAK	2	4	L	12	14	5	0
32	D.18	MIN	1	1	T (OT)	12	14	6	0
33	D.20	VAN	0	3	L	12	15	6	0
34	D.23	@ CGY	1	2	L	12	16	6	0
35	D.27	@ VAN	6	2	W	13	16	6	0
36	D.28	CGY	1	2	L	13	17	6	0
37	D.30	MIN	2	2	T (OT)	13	17	7	0
38	J.2	@ MIN	2	1	W	14	17	7	0
39	J.4	@ CHI	4	3	W	15	17	7	0
40	J.5	@ NYJ	2	3	L (OT)	15	17	7	1
41	J.8	@ NYI	2	3	L	15	18	7	1
42	J.10	@ PHI	3	0	W	16	18	7	1
43	J.11	@ WSH	0	1	L	16	19	7	1
44	J.13	FLA	4	2	W	17	19	7	1
45	J.15	ANA	1	0	W	18	19	7	1
46	J.17	@ NSH	1	2	L	18	20	7	1
47	J.18	@ CBJ	4	4	T (OT)	18	20	8	1
48	J.20	DAL	3	0	W	19	20	8	1
49	J.22	TBL	2	3	L	19	21	8	1
50	J.24	NSH	3	4	L	19	22	8	1
51	J.27	@ COL	1	3	L	19	23	8	1
52	J.29	CHI	5	2	W	20	23	8	1
53	J.31	LAK	3	4	L	20	24	8	1
54	F.2	ANA	2	1	W (OT)	21	24	8	1
55	F.4	STL	5	3	W	22	24	8	1
56	F.11	ATL	5	1	W	23	24	8	1
57	F.13	@ MIN	0	3	L	23	25	8	1
58	F.15	@ NSH	2	2	T (OT)	23	25	9	1
59	F.16	@ DET	1	2	L	23	26	9	1
60	F.18	@ COL	5	1	W	24	26	9	1
61	F.21	VAN	4	3	W (OT)	25	26	9	1
62	F.23	DET	1	1	T (OT)	25	26	10	1
63	F.25	@ ANA	2	4	L	25	27	10	1
64	F.27	@ PHX	7	2	W	26	27	10	1
65	F.29	@ DAL	4	5	L (OT)	26	27	10	2
66	M.2	PHO	5	4	W (OT)	27	27	10	2
67	M.4	@ STL	1	1	T (OT)	27	27	11	2
68	M.7	@ CHI	4	3	W (OT)	28	27	11	2
69	M.9	@ CGY	1	1	T (OT)	28	27	12	2
70	M.10	COL	2	3	L (OT)	28	27	12	3
71	M.12	VAN	3	4	L (OT)	28	27	12	4
72	M.14	OTT	3	1	W	29	27	12	4
73	M.16	CBJ	3	2	W	30	27	12	4
74	M.19	NSH	5	4	W	31	27	12	4
75	M.21	@ SJS	5	2	W	32	27	12	4
76	M.22	@ LAK	2	1	W	33	27	12	4
77	M.24	DAL	3	4	L (OT)	33	27	12	5
78	M.26	LAK	3	1	W	34	27	12	5
79	M.28	PHX	4	2	W	35	27	12	5
80	M.30	@ STL	0	1	L	35	28	12	5
81	M.31	@ DAL	3	1	W	36	28	12	5
82	A.3	@ VAN	2	5	L	36	29	12	5
<b>TEAM TOTALS</b>			<b>221</b>	<b>208</b>		<b>36</b>	<b>29</b>	<b>12</b>	<b>5</b>

X - Denotes did not finish the season with the Oilers



# EDMONTON OILERS 2005-06 RESULTS & STATISTICS

COACH	REGULAR SEASON					PLAYOFFS						
	GP	W	L	OTL	PTS	GF	GA	GP	W	L	GF	GA
Craig MacTavish	82	41	28	13	95	256	251	24	15	9	70	61

3rd Northwest Division, 8th Western Conference, 14th Overall. Playoffs: Won Western Conference Quarter-Final 4-2 vs Detroit, Won Western Conference Semi-Final 4-2 vs San Jose, Won Western Conference Final 4-1 vs Anaheim, Lost Stanley Cup Final 4-3 vs Carolina.

PLAYER	REGULAR SEASON						PLAYOFFS							
	GP	G	A	PTS	PIM	+/-	GP	G	A	PTS	PIM	+/-	SOG	
Ales Hemsky	81	19	58	77	64	-5	178	24	6	11	17	14	-3	47
Shawn Horcoff	79	22	51	73	85	0	167	24	7	12	19	12	4	41
Jarret Stoll	82	22	46	68	74	4	243	24	4	6	10	24	-4	49
Ryan Smyth	75	36	30	66	58	-5	230	24	7	9	13	22	-2	60
Chris Pronger	80	12	44	56	74	2	155	24	5	16	21	26	10	61
Sergei Samsonov (BOS)	55	18	19	37	22	-3	107	-	-	-	-	-	-	-
(EDM)	19	5	11	16	6	0	36	24	4	11	15	14	2	40
(TOT)	74	23	30	53	28	-3	143	24	4	11	15	14	2	40
Jaroslav Spacek (CHI)	45	7	17	24	72	8	80	-	-	-	-	-	-	-
(EDM)	31	5	14	19	24	3	70	24	3	11	14	24	-3	43
(TOT)	76	12	31	43	96	11	150	24	3	11	14	24	-3	43
Raffi Torres	82	27	14	41	50	4	164	22	4	7	11	16	2	42
Fernando Pisani	80	18	19	37	42	5	131	24	14	4	18	10	4	49
Marc-Andre Bergeron	75	15	20	35	38	3	144	18	2	1	3	14	0	17
Radek Dvorak	64	8	20	28	26	-2	131	16	0	2	2	4	-1	32
Steve Staios	82	8	20	28	84	10	140	24	1	5	6	28	0	28
Ethan Moreau	74	11	16	27	87	6	151	21	2	1	3	19	0	40
X - Marty Reasoner	58	9	17	26	20	-12	63	-	-	-	-	-	-	-
Michael Peca	71	9	14	23	56	-4	108	24	6	5	11	20	5	43
Jason Smith	76	4	13	17	84	1	79	24	1	4	5	16	5	14
Dick Tarnstrom (PIT)	33	5	5	10	52	-10	40	-	-	-	-	-	-	-
(EDM)	22	1	3	4	24	-5	20	12	0	2	2	10	1	7
(TOT)	55	6	8	14	76	-15	60	12	0	2	2	10	1	7
Georges Laraque	72	2	10	12	73	-5	50	15	1	1	2	44	2	6
Igor Ulanov	37	3	6	9	29	-11	29	-	-	-	-	-	-	-
Todd Harvey	63	5	2	7	32	-7	45	10	1	1	2	4	0	6
X - Cory Cross	34	2	3	5	38	-5	20	-	-	-	-	-	-	-
X - Jani Rita	21	3	0	3	6	0	13	-	-	-	-	-	-	-
Rem Murray	9	1	1	2	2	1	6	24	0	4	4	2	0	14
X - Alexei Semenov	11	1	1	2	17	-3	3	-	-	-	-	-	-	-
Matt Greene	27	0	2	2	43	-6	10	18	0	1	1	34	1	4
Marc-Antoine Pouliot	8	1	0	1	0	1	5	-	-	-	-	-	-	-
Brad Winchester	19	0	1	1	21	-2	19	10	1	2	3	4	-2	9
Dwayne Roloson (MIN)	24	0	0	0	6	n/a	n/a	-	-	-	-	n/a	n/a	-
(EDM)	19	0	1	1	2	n/a	n/a	18	0	2	2	14	n/a	n/a
(TOT)	30	0	1	1	8	n/a	n/a	18	0	2	2	14	n/a	n/a
Jussi Markkannen (G)	37	0	1	1	0	n/a	n/a	6	0	0	0	0	n/a	n/a
Mathieu Roy	1	0	0	0	0	-1	0	-	-	-	-	-	-	-
X - Yan Stastny	3	0	0	0	0	-2	1	-	-	-	-	-	-	-
Krys Kolanos (PHX)	9	2	1	3	2	2	15	-	-	-	-	-	-	-
(EDM)	6	0	0	0	2	-1	7	-	-	-	-	-	-	-
(TOT)	15	2	1	3	4	1	22	-	-	-	-	-	-	-
Jean-Francois Jacques	7	0	0	0	0	-3	8	-	-	-	-	-	-	-
Dan Smith	7	0	0	0	7	1	1	-	-	-	-	-	-	-
Kyle Brodziak	10	0	0	0	4	-4	7	-	-	-	-	-	-	-
Danny Syvret	10	0	0	0	6	-1	8	-	-	-	-	-	-	-
Ty Conklin	18	0	0	0	2	n/a	n/a	-	-	-	-	n/a	n/a	-
Mike Morrison	21	0	0	0	2	n/a	n/a	-	-	-	-	n/a	n/a	-
Toby Petersen	-	-	-	-	-	-	-	2	1	0	1	0	1	3
Bench	-	-	-	-	22	-	-	-	-	-	10	-	-	-

GOALTENDER	REGULAR SEASON						PLAYOFFS													
	GP	MIN	GA	SO	GAA	SOG	SV%	W	L	T	OTL	GP	MIN	GA	GAA	SOG	SV%	W	L	
Jussi Markkannen	37	2016	105	0	3.13	873	0.880	15	12	6	6	360	132.16	1370.905	3	3	-	-	-	-
Dwayne Roloson (MIN)	24	1361	68	1	3.00	759	0.910	6	17	1	-	-	-	-	-	-	-	-	-	-
(EDM)	19	1163	47	1	2.43	497	0.905	8	7	4	18	1160	452.33	6180.927	12	5	-	-	-	-
(TOT)	43	2524	115	2	2.73	1256	0.908	14	24	5	18	1160	452.33	6180.927	12	5	-	-	-	-
Ty Conklin	18	922	43	1	2.80	3590.880	8	5	1	1	6	1	10.71	3	0.667	0	1	3	0	1
X - Mike Morrison	21	891	42	0	2.83	3610.884	10	4	2	-	-	-	-	-	-	-	-	-	-	-
Empty net goals	-	-	5	-	-	-	-	-	-	-	-	-	2	-	-	-	-	-	-	-

#	DATE	OPP	GF	GA	SCORE		RES	W	L	OTL
					W	L				
1	0	5	COL	4	3	-	1	0	0	0
2	0	8	VAN	4	2	W (SO)	2	0	0	0
3	0	10	@ ANA	4	2	W	3	0	0	0
4	0	11	@ LAK	1	3	L	3	1	0	0
5	0	14	DAL	2	3	L	3	2	0	0
6	0	15	@ CGY	0	3	L	3	3	0	0
7	0	18	PHX	3	4	L (OT)	3	3	1	0
8	0	20	@ CGY	1	3	L	3	4	1	0
9	0	21	COL	1	7	L	3	5	1	0
10	0	25	@ COL	3	5	L	3	6	1	0
11	0	28	@ DAL	5	3	W	4	6	1	0
12	0	29	@ NSH	5	1	W	5	6	1	0
13	0	31	CHI	5	1	W	6	6	1	0
14	0	3	@ DET	4	3	W (OT)	7	6	1	0
15	0	4	@ STL	7	2	W	8	6	1	0
16	0	7	@ DAL	0	4	L	8	7	1	0
17	0	8	@ NSH	2	3	L	8	8	1	0
18	0	11	@ CBJ	3	1	W	9	8	1	0
19	0	13	@ CHI	1	3	L	9	9	1	0
20	0	14	@ COL	5	2	W	10	9	1	0
21	0	17	DET	6	5	W (OT)	11	9	1	0
22	0	19	CHI	3	4	L	11	10	1	0
23	0	21	SJS	2	1	W (SO)	12	10	1	0
24	0	23	@ MIN	4	3	L	13	10	1	0
25	0	25	@ CGY	2	1	W (SO)	14	10	1	0
26	0	29	COL	2	3	L	14	11	1	0
27	0	31	VAN	5	3	W	15	11	1	0
28	0	3	BOS	4	5	L (OT)	15	11	2	0
29	0	8	@ PHI	3	2	W	16	11	2	0
30	0	10	@ NYJ	2	3	L (SO)	16	11	3	0
31	0	13	@ NYI	1	2	L (SO)	16	11	4	0
32	0	15	MTL	5	3	W	17	11	4	0
33	0	17	@ VAN	5	4	W (OT)	18	11	4	0
34	0	19	CGY	5	4	W	19	11	4	0
35	0	21	@ VAN	7	6	W	20	11	4	0
36	0	23	LAK	5	3	W	21	11	4	0
37	0	26	MIN	1	4	L	21	12	4	0
38	0	28	MIN	2	4	L	21	13	4	0
39	0	30	NSH	4	2	W	22	13	4	0
40	0	31	@ CGY	5	6	L	22	14	4	0
41	0	3	CHI	5	0	W	23	14	4	0
42	0	7	TOR	2	3	L	23	15	4	0
43	0	10	@ PIT	3	1	W	24	15	4	0
44	0	12	@ NYR	4	5	L (OT)	24	15	5	0
45	0	14	OTT	3	5	L	24	16	5	0
46	0	16	BUF	1	3	L	24	17	5	0
47	0	19	@ SJS	3	2	W (SO)	25	17	5	0
48	0	21	@ PHX	3	4	L (SO)	25	17	6	0
49	0	23	CGY	1	3	L	25	18	6	0
50	0	25	@ ANA	6	3	W	26	18	6	0
51	0	26	@ LAK	5	3	W	27	18	6	0
52	0	29	@ PHX	4	3	W (SO)	28	18	6	0
53	0	2	CBJ	1	2	L (SO)	28	18	7	0
54	0	4	VAN	3	1	W	29	18	7	0
55	0	6	ANA	6	5	W (SO)	30	18	7	0
56	0	7	@ COL	2	5	L	30	19	7	0
57	0	10	MIN	3	6	L	30	20	7	0
58	0	12	STL	4	5	L (SO)	30	20	8	0
59	0	1	STL	2	4	L	30	21	8	0
60	0	3	SJS	3	2	W	31	21	8	0
61	0	5	NSH	3	2	W (OT)	32	21	8	0
62	0	7	DAL	3	4	L (SO)	32	21	9	0
63	0	9	@ SJS	2	5	L	32	22	9	0
64	0	11	@ CBJ	3	4	L (OT)	32	22	10	0
65	0	12	@ MIN	3	4	L	32	23	10	0
66	0	14	@ MIN	2	1	W	33	23	10	0
67	0	16	CGY	3	2	W (OT)	34	23	10	0
68	0	18	DET	3	4	L (SO)	34	23	11	0
69	0	21	VAN	1	4	L	34	24	11	0
70	0	23	@ VAN	3	4	L (SO)	34	24	12	0
71	0	25	@ VAN	3	2	W	35	24	12	0



# EDMONTON OILERS 2006-07 RESULTS & STATISTICS

COACH	REGULAR SEASON						PLAYOFFS					
	GP	W	L	OTL	PTS	GF	GA	GP	W	L	GF	GA
Craig MacTavish	82	32	43	7	71	195	248	-	-	-	-	-

5th Northwest Division, 12th Western Conference, 25th Overall. Playoffs: Did Not Qualify

PLAYER	REGULAR SEASON							PLAYOFFS						
	GP	G	A	PTS	PIM	+/-	SOG	GP	G	A	PTS	PIM	+/-	SOG
X - Ryan Smyth	53	31	22	53	38	2	161	-	-	-	-	-	-	-
Petr Sykora	82	22	31	53	40	-20	206	-	-	-	-	-	-	-
Ales Hemsky	64	13	40	53	40	-7	122	-	-	-	-	-	-	-
Shawn Horcoff	80	16	35	51	56	-22	168	-	-	-	-	-	-	-
Jarret Stoll	51	13	26	39	48	2	115	-	-	-	-	-	-	-
Raffi Torres	82	15	19	34	88	-7	154	-	-	-	-	-	-	-
Joffrey Lupul	81	16	12	28	45	-29	172	-	-	-	-	-	-	-
Fernando Pisani	77	14	14	28	40	-1	142	-	-	-	-	-	-	-
X - Marc-Andre Bergeron	55	8	17	25	28	-9	111	-	-	-	-	-	-	-
Marty Reasoner	72	6	14	20	60	-15	84	-	-	-	-	-	-	-
Steve Staios	58	2	15	17	97	-5	71	-	-	-	-	-	-	-
Patrick Thoresen	68	4	12	16	52	-1	73	-	-	-	-	-	-	-
Daniel Tjernqvist	37	3	12	15	30	3	33	-	-	-	-	-	-	-
Toby Petersen	64	6	9	15	4	-18	92	-	-	-	-	-	-	-
Petr Nedved	(PHI) 21	1	6	7	18	-20	18	-	-	-	-	-	-	-
	(EDM) 19	1	4	5	10	-5	21	-	-	-	-	-	-	-
	(TOT) 40	2	10	12	28	-25	39	-	-	-	-	-	-	-
Marc-Antoine Pouliot	46	4	7	11	18	-2	73	-	-	-	-	-	-	-
Jason Smith	82	2	9	11	103	-13	61	-	-	-	-	-	-	-
Ladislav Smid	77	3	7	10	37	-16	53	-	-	-	-	-	-	-
Matt Greene	78	1	9	10	109	-22	52	-	-	-	-	-	-	-
Brad Winchester	59	4	5	9	86	-10	66	-	-	-	-	-	-	-
Jan Hejda	39	1	8	9	20	-6	33	-	-	-	-	-	-	-
Tom Gilbert	12	1	5	6	0	-1	13	-	-	-	-	-	-	-
Dwayne Roloson (G)	68	0	3	3	12	n/a	n/a	-	-	-	-	-	n/a	n/a
Mathieu Roy	16	2	0	2	30	-7	18	-	-	-	-	-	-	-
Robert Nilsson	4	1	0	1	4	-1	8	-	-	-	-	-	-	-
Kyle Brodziak	6	1	0	1	2	0	11	-	-	-	-	-	-	-
Ethan Moreau	7	1	0	1	12	-4	18	-	-	-	-	-	-	-
Zack Stortini	29	1	0	1	105	-7	17	-	-	-	-	-	-	-
Danny Syvret	16	0	1	1	6	-10	15	-	-	-	-	-	-	-
Rob Schremp	1	0	0	0	0	0	2	-	-	-	-	-	-	-
Sebastien Bisailon	2	0	0	0	0	-1	3	-	-	-	-	-	-	-
Alexei Mikhnov	2	0	0	0	0	0	0	-	-	-	-	-	-	-
Bryan Young	15	0	0	0	10	-8	2	-	-	-	-	-	-	-
Jussi Markkanen (G)	22	0	0	0	0	n/a	n/a	-	-	-	-	-	n/a	n/a
Jean-Francois Jacques	37	0	0	0	33	-11	23	-	-	-	-	-	-	-
Bench	-	-	-	-	22	-	-	-	-	-	-	-	-	-

GOALTENDER	REGULAR SEASON							PLAYOFFS										
	GP	MIN	GA	SO	GAA	SOG	SV%	W	L	OTL	GP	MIN	GA	GAA	SOG	SV%	W	L
Dwayne Roloson	68	3932	180	4	2.75	1969	0.908	27	34	6	-	-	-	-	-	-	-	-
Jussi Markkanen	22	992	52	0	3.14	457	0.886	5	9	1	-	-	-	-	-	-	-	-
Empty net goals	-	-	13	-	-	-	-	-	-	-	-	-	-	-	-	-	-	-

## GAME-BY-GAME RESULTS

#	DATE	OPP	SCORE			RECORD		
			GF	GA	RES	W	L	OTL
1	O. 5	CGY	3	1	W	1	0	0
2	O. 7	@ CGY	1	2	L	1	1	0
3	O. 12	SJS	6	4	W	2	1	0
4	O. 14	@ COL	4	3	W	3	1	0
5	O. 16	@ VAN	1	2	L	3	2	0
6	O. 17	VAN	2	1	W	4	2	0
7	O. 21	DET	3	1	W	5	2	0
8	O. 23	PHX	5	2	W	6	2	0
9	O. 25	@ ANA	2	6	L	6	3	0
10	O. 26	@ PHX	2	6	L	6	4	0
11	O. 28	WSH	4	0	W	7	4	0
12	N. 1	NSH	3	5	L	7	5	0
13	N. 3	DAL	2	3	L	7	6	0
14	N. 7	@ MTL	2	3	L (SO)	7	6	1
15	N. 8	@ DET	0	3	L	7	7	1
16	N. 10	@ CBJ	4	1	W	8	7	1
17	N. 12	@ STL	3	5	L	8	8	1
18	N. 13	@ COL	2	1	W	9	8	1
19	N. 16	STL	6	2	W	10	8	1
20	N. 18	DET	4	3	W (SO)	11	8	1
21	N. 21	CGY	2	1	W	12	8	1
22	N. 24	CHI	5	1	W	13	8	1
23	N. 28	ANA	2	3	L (OT)	13	8	2
24	N. 30	COL	3	7	L (SO)	13	9	2
25	D. 2	CBJ	0	4	L	13	10	2
26	D. 4	@ VAN	4	0	W	14	10	2
27	D. 6	CAR	3	1	W	15	10	2
28	D. 8	@ DAL	2	0	W	16	10	2
29	D. 10	@ CHI	1	4	L	16	11	2
30	D. 12	@ NSH	2	3	L	16	12	2
31	D. 14	MIN	3	1	W	17	12	2
32	D. 15	@ COL	1	4	L	17	13	2
33	D. 19	COL	6	7	L	17	14	2
34	D. 21	@ PHX	3	2	W	18	14	2
35	D. 23	@ DAL	2	3	L	18	15	2
36	D. 28	LAK	4	7	L	18	16	2
37	D. 30	VAN	2	6	L	18	17	2
38	D. 31	@ CGY	2	4	L	18	18	2
39	J. 2	FLA	4	1	W	19	18	2
40	J. 4	DAL	5	6	L (SO)	19	18	3
41	J. 5	@ VAN	2	3	L (OT)	19	18	4
42	J. 8	@ LAK	2	1	W (OT)	20	18	4
43	J. 10	@ SJS	3	2	W	21	18	4
44	J. 12	MIN	2	4	L	21	19	4
45	J. 13	@ CGY	1	3	L	21	20	4
46	J. 16	@ MIN	2	1	W	22	20	4
47	J. 18	ANA	4	1	W	23	20	4
48	J. 20	CGY	0	4	L	23	21	4
49	J. 26	SJS	1	5	L	23	22	4
50	J. 27	LAK	4	3	W	24	22	4
51	J. 31	CBJ	5	2	W	25	22	4
52	F. 1	@ VAN	3	5	L	25	23	4
53	F. 3	@ COL	3	2	W	26	23	4
54	F. 6	VAN	2	5	L	26	24	4
55	F. 9	CHI	2	1	W	27	24	4
56	F. 11	ATL	5	1	W	28	24	4
57	F. 13	@ BOS	0	3	L	28	25	4
58	F. 15	@ BUF	1	2	L (OT)	28	25	5
59	F. 17	@ TOR	3	4	L	28	26	5
60	F. 20	@ OTT	4	4	L (SO)	28	26	6
61	F. 22	@ CBJ	4	0	W	29	26	6
62	F. 23	@ DET	4	3	W (SO)	30	26	6
63	F. 25	@ MIN	1	4	L	30	27	6
64	F. 27	PHX	0	3	L	30	28	6
65	M. 1	MIN	0	5	L	30	29	6
66	M. 3	CGY	2	4	L	30	30	6
67	M. 7	TBL	1	3	L	30	31	6
68	M. 9	@ ANA	1	5	L	30	32	6
69	M. 11	@ SJS	0	3	L	30	33	6
70	M. 12	@ LAK	1	5	L	30	34	6
71	M. 15	MIN	1	2	L	30	35	6
72	M. 17	STL	2	3	L (OT)	30	35	7
73	M. 19	VAN	1	2	L	30	36	7
74	M. 21	COL	1	5	L	30	37	7
75	M. 23	COL	4	3	W (SO)	31	37	7
76	M. 24	NSH	0	4	L	31	38	7
77	M. 27	@ NSH	3	4	L	31	39	7
78	M. 29	@ STL	2	5	L	31	40	7
79	A. 1	@ CHI	1	2	L	31	41	7
80	A. 3	@ MIN	0	3	L	31	42	7
81	A. 5	@ MIN	0	3	L	31	43	7
82	A. 7	@ CGY	3	2	W	32	43	7
<b>TEAM TOTALS</b>			<b>195</b>	<b>248</b>				

X - Denotes did not finish the season with the Oilers



# EDMONTON OILERS 2007-08 RESULTS & STATISTICS

COACH	REGULAR SEASON					PLAYOFFS						
	GP	W	L	OTL	PTS	GF	GA	GP	W	L	GF	GA
Craig MacTavish	82	41	35	6	88	235	251	-	-	-	-	-

4th Northwest Division, 9th Western Conference, 19th Overall. Playoffs: Did Not Qualify

PLAYER	REGULAR SEASON							PLAYOFFS						
	GP	G	A	PTS	PIM	+/-	SOG	GP	G	A	PTS	PIM	+/-	SOG
Ales Hemsky	74	20	51	71	34	-9	184	-	-	-	-	-	-	-
Shawn Horcoff	53	21	29	50	30	1	115	-	-	-	-	-	-	-
Sam Gagner	79	13	36	49	23	-21	135	-	-	-	-	-	-	-
Dustin Penner	82	23	24	47	45	-12	201	-	-	-	-	-	-	-
Andrew Cogliano	82	18	27	45	20	1	98	-	-	-	-	-	-	-
Robert Nilsson	71	10	31	41	22	8	102	-	-	-	-	-	-	-
Jarret Stoll	81	14	22	36	74	-23	187	-	-	-	-	-	-	-
Tom Gilbert	82	13	20	33	20	-6	98	-	-	-	-	-	-	-
Kyle Brodziak	80	14	17	31	33	-6	125	-	-	-	-	-	-	-
Joni Pitkanen	63	8	18	26	56	-5	101	-	-	-	-	-	-	-
Curtis Glencross (CBJ)	36	6	6	12	25	3	63	-	-	-	-	-	-	-
(EDM)	26	9	4	13	28	5	41	-	-	-	-	-	-	-
(TOT)	62	15	10	25	53	8	104	-	-	-	-	-	-	-
Marty Reasoner	82	11	14	25	50	-17	113	-	-	-	-	-	-	-
Fernando Pisani	56	13	9	22	28	-5	96	-	-	-	-	-	-	-
Denis Grebeshkov	71	3	15	18	22	2	34	-	-	-	-	-	-	-
Steve Staios	82	7	9	16	121	-14	73	-	-	-	-	-	-	-
Geoff Sanderson	41	3	10	13	16	-7	40	-	-	-	-	-	-	-
Zack Stortini	66	3	9	12	201	3	38	-	-	-	-	-	-	-
Raffi Torres	32	5	6	11	36	-4	87	-	-	-	-	-	-	-
Sheldon Souray	26	3	7	10	36	-7	71	-	-	-	-	-	-	-
Ethan Moreau	25	5	4	9	39	-4	54	-	-	-	-	-	-	-
Marc-Antoine Pouliot	24	1	6	7	12	-1	32	-	-	-	-	-	-	-
X - Dick Tarnstrom	29	1	4	5	40	-6	22	-	-	-	-	-	-	-
Ladislav Smid	65	0	4	4	58	-15	45	-	-	-	-	-	-	-
X - Patrick Thoresen	17	2	1	3	6	-4	18	-	-	-	-	-	-	-
Mathieu Roy	13	0	1	1	27	0	8	-	-	-	-	-	-	-
Dwayne Roloson (G)	43	0	1	1	2	n/a	n/a	-	-	-	-	-	n/a	n/a
Matt Greene	46	0	1	1	53	-3	28	-	-	-	-	-	-	-
Mathieu Garon (G)	47	0	0	0	8	n/a	n/a	-	-	-	-	-	n/a	n/a
Allan Rourke	13	0	0	0	5	-1	4	-	-	-	-	-	-	-
Jean-Francois Jacques	9	0	0	0	2	-3	2	-	-	-	-	-	-	-
Rob Schremp	2	0	0	0	0	-1	3	-	-	-	-	-	-	-
Bryan Young	2	0	0	0	0	-1	0	-	-	-	-	-	-	-
Liam Reddox	1	0	0	0	0	-1	1	-	-	-	-	-	-	-
Theo Peckham	1	0	0	0	2	0	0	-	-	-	-	-	-	-
Bench	-	-	-	-	26	-	-	-	-	-	-	-	-	-

GOALTENDER	REGULAR SEASON							PLAYOFFS										
	GP	MIN	GA	SO	GAA	SOG	SV%	W	L	OTL	GP	MIN	GA	GAA	SOG	SV%	W	L
Mathieu Garon	47	2658	118	4	2.66	1359	0.913	26	18	1	-	-	-	-	-	-	-	-
Dwayne Roloson	43	2340	119	0	3.05	1204	0.901	15	17	5	-	-	-	-	-	-	-	-
Empty net goals	-	-	10	-	-	-	-	-	-	-	-	-	-	-	-	-	-	-

## GAME-BY-GAME RESULTS

#	DATE	OPP	SCORE			RECORD		
			GF	GA	RES	W	L	TOTL
1	0.4	SJ	3	2	W (SO)	1	0	0
2	0.6	PHI	5	3	W	2	0	0
3	0.8	@DET	2	4	L	2	1	0
4	0.10	@MIN	0	2	L	2	2	0
5	0.12	VAN	2	5	L	2	3	0
6	0.13	@VAN	1	4	L	2	4	0
7	0.18	@PHX	4	2	W	3	4	0
8	0.20	@CGY	1	4	L	3	5	0
9	0.23	COL	2	4	L	3	6	0
10	0.25	MIN	5	4	W (SO)	4	6	0
11	0.27	@LAK	1	4	L	4	7	0
12	0.28	@ANA	3	2	W (SO)	5	7	0
13	0.30	DET	1	2	L	5	8	0
14	N.2	NSH	1	4	L	5	9	0
15	N.5	@MIN	2	5	L	5	10	0
16	N.7	@COL	3	4	L (SO)	5	10	1
17	N.10	@CGY	4	2	W	6	10	1
18	N.14	@VAN	1	0	W (SO)	7	10	1
19	N.15	MIN	2	4	L	7	11	1
20	N.17	CGY	1	3	L	7	12	1
21	N.20	VAN	5	4	W (SO)	8	12	1
22	N.22	COL	2	3	L	8	13	1
23	N.24	CHI	3	2	W (SO)	9	13	1
24	N.26	CBJ	3	1	W	10	13	1
25	N.28	@COL	2	4	L	10	14	1
26	N.30	ANA	5	1	W	11	14	1
27	D.2	@ANA	4	0	W	12	14	1
28	D.3	@LA	4	3	W (SO)	13	14	1
29	D.5	PIT	2	4	L	13	15	1
30	D.7	STL	3	4	L	13	16	1
31	D.10	@DAL	4	5	L (OT)	13	16	2
32	D.11	@STL	5	4	W (SO)	14	16	2
33	D.13	@DET	4	3	W (SO)	15	16	2
34	D.15	VAN	2	1	W (SO)	16	16	2
35	D.18	DAL	1	2	L (SO)	16	16	3
36	D.21	NJD	1	3	L	16	17	3
37	D.23	@CHI	2	3	L	16	18	3
38	D.27	ANA	1	2	L	16	19	3
39	D.29	@MIN	4	5	L (OT)	16	19	4
40	D.31	@CBJ	2	4	L	16	20	4
41	J.2	@STL	3	2	W (OT)	17	20	4
42	J.3	@NSH	2	5	L	17	21	4
43	J.5	NYR	3	2	W (SO)	18	21	4
44	J.7	NYI	4	0	W	19	21	4
45	J.10	PHO	5	2	W	20	21	4
46	J.13	CGY	2	1	W	21	21	4
47	J.15	LAK	1	3	L	21	22	4
48	J.17	@WSH	4	5	L (SO)	21	22	5
49	J.18	@CAR	2	7	L	21	23	5
50	J.20	@ATL	4	2	W	22	23	5
51	J.22	@TBL	3	4	L	22	24	5
52	J.24	@FLA	4	3	W (SO)	23	24	5
53	J.29	SJS	0	3	L	23	25	5
54	F.1	DAL	1	4	L	23	26	5
55	F.4	CGY	5	0	W	24	26	5
56	F.6	CHI	4	1	W	25	26	5
57	F.9	@CGY	1	4	L	25	27	5
58	F.12	MIN	4	2	W	26	27	5
59	F.14	@SJS	3	2	W	27	27	5
60	F.16	@VAN	2	4	L	27	28	5
61	F.19	@NSH	4	5	L	27	29	5
62	F.22	@DAL	2	5	L	27	30	5
63	F.24	COL	3	2	W	28	30	5
64	F.26	DET	4	3	W (SO)	29	30	5
65	F.28	LAK	5	4	W	30	30	5
66	M.2	CBJ	4	3	W (SO)	31	30	5
67	M.4	NSH	1	5	L	31	31	5
68	M.7	@CBJ	2	1	W (OT)	32	31	5
69	M.9	@CHI	6	5	W (OT)	33	31	5
70	M.11	STL	4	3	W (OT)	34	31	5
71	M.13	@COL	1	5	L	34	32	5
72	M.15	@PHX	5	2	W	35	32	5
73	M.16	@SJS	2	1	W (SO)	36	32	5
74	M.18	PHX	8	4	W	37	32	5
75	M.20	VAN	1	4	L	37	33	5
76	M.22	COL	7	5	W	38	33	5
77	M.24	MIN	5	3	W	39	33	5
78	M.26	@MIN	1	3	L	39	34	5
79	M.28	@COL	4	5	L (SO)	39	34	6
80	M.29	@CGY	2	1	W	40	34	6
81	A.1	CGY	2	3	L	40	35	6
82	A.3	@VAN	2	1	W	41	35	6
<b>TEAM TOTALS</b>			<b>235</b>	<b>251</b>		<b>41</b>	<b>35</b>	<b>6</b>

X - Denotes did not finish the season with the Oilers



# EDMONTON OILERS 2008-09 RESULTS & STATISTICS

COACH	REGULAR SEASON						PLAYOFFS					
	GP	W	L	OTL	PTS	GF	GA	GP	W	L	GF	GA
Craig MacTavish	82	38	35	9	85	234	248	-	-	-	-	-

4th Northwest Division, 11th Western Conference, 21st Overall. Playoffs: Did Not Qualify

PLAYER	REGULAR SEASON							PLAYOFFS						
	GP	G	A	PTS	PIM	+/-	SOG	GP	G	A	PTS	PIM	+/-	SOG
Ales Hemsky	72	23	43	66	32	1	185	-	-	-	-	-	-	-
Sheldon Souray	81	23	30	53	98	1	268	-	-	-	-	-	-	-
Shawn Horcoff	80	17	36	53	39	7	178	-	-	-	-	-	-	-
Tom Gilbert	82	5	40	45	26	6	107	-	-	-	-	-	-	-
Ales Kotalik	(BUF)	56	13	19	32	28	-7	153	-	-	-	-	-	-
	(EDM)	19	7	4	11	6	2	55	-	-	-	-	-	-
	(TOT)	75	20	23	43	34	-5	208	-	-	-	-	-	-
Sam Gagner	76	16	25	41	51	-1	156	-	-	-	-	-	-	-
Denis Grebeshkov	72	7	32	39	38	12	62	-	-	-	-	-	-	-
Andrew Cogliano	82	18	20	38	22	-6	116	-	-	-	-	-	-	-
Dustin Penner	78	17	20	37	61	7	137	-	-	-	-	-	-	-
Lubomir Visnovsky	50	8	23	31	30	6	86	-	-	-	-	-	-	-
Robert Nilsson	64	9	20	29	26	1	77	-	-	-	-	-	-	-
X - Erik Cole	63	16	11	27	63	-3	145	-	-	-	-	-	-	-
Kyle Brodziak	79	11	16	27	21	4	99	-	-	-	-	-	-	-
Ethan Moreau	77	14	12	26	133	0	159	-	-	-	-	-	-	-
Marc-Antoine Pouliot	63	8	12	20	23	1	94	-	-	-	-	-	-	-
Fernando Pisani	38	7	8	15	14	-1	72	-	-	-	-	-	-	-
Steve Staios	80	2	12	14	92	-5	78	-	-	-	-	-	-	-
Liam Reddox	46	5	7	12	10	-6	39	-	-	-	-	-	-	-
Zack Stortini	52	6	5	11	181	-3	23	-	-	-	-	-	-	-
Ladislav Smid	60	0	11	11	57	-6	33	-	-	-	-	-	-	-
Jason Strudwick	71	2	7	9	60	-4	32	-	-	-	-	-	-	-
X - Patrick O'Sullivan	19	2	4	6	12	-7	59	-	-	-	-	-	-	-
Gilbert Brule	11	2	1	3	12	-3	13	-	-	-	-	-	-	-
Rob Schremp	4	0	3	3	2	2	3	-	-	-	-	-	-	-
Ryan Potulny	8	0	3	3	0	2	9	-	-	-	-	-	-	-
Steve MacIntyre	22	2	0	2	40	-2	6	-	-	-	-	-	-	-
Jean-Francois Jacques	7	1	0	1	9	0	3	-	-	-	-	-	-	-
Jeff Deslauriers (G)	10	0	1	1	0	n/a	n/a	-	-	-	-	-	n/a	n/a
Dwayne Roloson (G)	63	0	1	1	10	n/a	n/a	-	-	-	-	-	n/a	n/a
Tim Sestito	1	0	0	0	0	0	1	-	-	-	-	-	-	-
Jesse Boulerice	2	0	0	0	0	0	0	-	-	-	-	-	-	-
Taylor Chorney	2	0	0	0	0	-4	0	-	-	-	-	-	-	-
Theo Peckham	15	0	0	0	59	-1	8	-	-	-	-	-	-	-
X - Mathieu Garon (G)	15	0	0	0	0	n/a	n/a	-	-	-	-	-	n/a	n/a
Bench	-	-	-	-	20	-	-	-	-	-	-	-	-	-

GOALTENDER	REGULAR SEASON								PLAYOFFS									
	GP	MIN	GA	SO	GAA	SOG	SV%	W	L	OTL	GP	MIN	GA	GAA	SOG	SV%	W	L
Dwayne Roloson	63	3597	166	1	2.77	1953	0.915	28	24	9	-	-	-	-	-	-	-	-
X - Mathieu Garon	15	815	43	0	3.17	408	0.895	6	8	0	-	-	-	-	-	-	-	-
Jeff Deslauriers	10	540	30	0	3.34	302	0.901	4	3	0	-	-	-	-	-	-	-	-
Empty net goals	-	-	5	-	-	-	-	-	-	-	-	-	-	-	-	-	-	-

## GAME-BY-GAME RESULTS

#	DATE	COL	GF	GA	SCORE		RECORD		L	OTL
					RES	W	W	L		
1	0.12	@ ANA	3	2	W	1	0	0	0	0
2	0.15	@ CGY	4	3	W	2	0	0	0	0
3	0.17	@ VAN	3	2	W	3	0	0	0	0
4	0.18	@ CHI	3	2	W	4	0	0	0	0
5	0.22	@ COL	1	4	L	4	1	0	0	0
6	0.23	@ VAN	3	6	L	4	2	0	0	0
7	0.25	@ BOS	0	1	L (OT)	4	3	1	0	0
8	0.27	@ NSH	1	3	L	4	4	1	0	0
9	0.30	@ CAR	3	1	W	5	4	1	0	0
10	N.1	@ PHI	5	4	W	6	4	1	0	0
11	N.2	@ CBJ	4	5	L	6	5	1	0	0
12	N.5	@ PIT	4	5	L	6	6	1	0	0
13	N.6	@ NJD	2	1	W	7	6	1	0	0
14	N.9	@ NYR	3	2	W (SO)	8	6	1	0	0
15	N.10	TOR	2	5	L	8	7	1	0	0
16	N.13	TOR	2	3	L (SO)	8	7	2	0	0
17	N.15	@ DET	0	4	L	8	8	2	0	0
18	N.17	@ CBJ	7	2	W	9	8	2	0	0
19	N.18	@ DET	3	4	L	9	9	2	0	0
20	N.20	LAK	1	2	L	9	10	2	0	0
21	N.26	@ STL	4	2	W	10	10	2	0	0
22	N.29	@ DAL	3	4	L	10	11	2	0	0
23	N.30	DAL	5	2	W	11	11	2	0	0
24	D.3	@ LAK	5	4	W (SO)	12	11	2	0	0
25	D.5	@ SJS	3	2	W (OT)	13	11	2	0	0
26	D.6	FLA	0	2	L	13	12	2	0	0
27	D.11	VAN	3	0	W	14	12	2	0	0
28	D.13	CHI	2	9	L	14	13	2	0	0
29	D.16	@ VAN	2	4	L	14	14	2	0	0
30	D.17	ANA	2	3	L (SO)	14	14	3	0	0
31	D.19	PHX	4	2	W	15	14	3	0	0
32	D.22	@ VAN	3	2	W	16	14	3	0	0
33	D.26	NSH	5	2	W	17	14	3	0	0
34	D.28	OTT	2	3	L	17	15	3	0	0
35	D.30	@ CGY	4	6	L	17	16	3	0	0
36	D.31	DAL	4	1	W	18	16	3	0	0
37	J.3	NYI	3	2	W	19	16	3	0	0
38	J.5	VAN	2	4	L	19	17	3	0	0
39	J.7	SJS	1	4	L	19	18	3	0	0
40	J.9	STL	2	1	W	20	18	3	0	0
41	J.11	@ WSH	5	2	W	21	18	3	0	0
42	J.13	@ MIN	1	5	L	21	19	3	0	0
43	J.15	@ COL	3	2	W	22	19	3	0	0
44	J.16	PHX	6	3	W	23	19	3	0	0
45	J.18	CBJ	4	3	W	24	19	3	0	0
46	J.20	BUF	2	10	L	24	20	3	0	0
47	J.27	MIN	3	1	W	25	20	3	0	0
48	J.30	NSH	1	2	L	25	21	3	0	0
49	F.1	CHI	1	3	L	25	22	3	0	0
50	F.3	@ STL	2	1	W (SO)	26	22	3	0	0
51	F.5	@ DET	3	8	L	26	23	3	0	0
52	F.7	@ MIN	2	3	L (SO)	26	23	4	0	0
53	F.8	MTL	7	2	W	27	23	4	0	0
54	F.11	@ LAK	3	2	W (SO)	28	23	4	0	0
55	F.14	@ PHX	3	1	W	29	23	4	0	0
56	F.16	@ SJS	2	4	L	29	24	4	0	0
57	F.17	@ DAL	2	4	L	29	25	4	0	0
58	F.19	CGY	2	3	L (SO)	29	25	5	0	0
59	F.21	TBL	5	3	W	30	25	5	0	0
60	F.24	CBJ	0	1	L	30	26	5	0	0
61	F.26	MIN	3	2	W	31	26	5	0	0
62	F.28	@ NSH	5	6	L (OT)	31	26	6	0	0
63	M.3	@ OTT	2	4	L	31	27	6	0	0
64	M.5	@ TOR	4	1	W	32	27	6	0	0
65	M.7	@ MTL	3	4	L (OT)	32	27	7	0	0
66	M.10	ATL	3	4	L (OT)	32	27	8	0	0
67	M.12	COL	2	3	L (OT)	32	27	9	0	0
68	M.14	STL	2	1	W (SO)	33	27	9	0	0
69	M.17	STL	2	1	W (SO)	33	27	9	0	0
70	M.19	@ COL	8	1	W	34	27	9	0	0
71	M.20	@ CHI	5	4	W (SO)	35	27	9	0	0
72	M.22	@ MIN	0	3	L	35	28	9	0	0
73	M.24	DET	2	3	L	35	29	9	0	0
74	M.26	@ PHX	2	3	L	35	30	9	0	0
75	M.27	@ ANA	5	3	W	36	30	9	0	0
76	M.29	MIN	2	3	L	36	31	9	0	0
77	M.31	ANA	3	5	L	36	32	9	0	0
78	A.2	SJS	1	2	L	36	33	9	0	0
79	A.4	VAN	5	3	W	37	33	9	0	0
80	A.7	LAK	1	2	L	37	34	9	0	0
81	A.10	CGY	5	1	W	38	34	9	0	0
82	A.11	@ CGY	1	4	L	38	35	9	0	0
<b>TEAM TOTALS</b>			<b>234</b>	<b>248</b>		<b>38</b>	<b>35</b>	<b>9</b>		

X - Denotes did not finish the season with the Oilers





# EDMONTON OILERS 2009-10 RESULTS & STATISTICS

COACH	REGULAR SEASON						PLAYOFFS					
	GP	W	L	OTL	PTS	GF	GA	GP	W	L	GF	GA
Pat Quinn	82	27	47	8	62	214	284	-	-	-	-	-

5th Northwest Division, 15th Western Conference, 30th Overall. Playoffs: Did Not Qualify

PLAYER	REGULAR SEASON							PLAYOFFS						
	GP	G	A	PTS	PIM	+/-	SOG	GP	G	A	PTS	PIM	+/-	SOG
Dustin Penner	82	32	31	63	38	6	203	-	-	-	-	-	-	-
Sam Gagner	68	15	26	41	33	-8	170	-	-	-	-	-	-	-
Ryan Whitney	(ANA)	62	4	24	28	48	-6	107	-	-	-	-	-	-
	(EDM)	19	3	8	11	22	7	44	-	-	-	-	-	-
	(TOT)	81	7	32	39	70	1	151	-	-	-	-	-	-
Gilbert Brule	65	17	20	37	38	-8	121	-	-	-	-	-	-	-
Shawn Horcoff	77	13	23	36	51	-29	123	-	-	-	-	-	-	-
Patrick O'Sullivan	73	11	23	34	32	-35	191	-	-	-	-	-	-	-
Ryan Potulny	64	15	17	32	28	-21	152	-	-	-	-	-	-	-
X - Lubomir Visnovsky	57	10	22	32	16	-4	78	-	-	-	-	-	-	-
Tom Gilbert	82	5	26	31	16	-10	98	-	-	-	-	-	-	-
Andrew Cogliano	82	10	18	28	31	-5	139	-	-	-	-	-	-	-
Robert Nilsson	60	11	16	27	12	-17	104	-	-	-	-	-	-	-
Ales Hemsky	22	7	15	22	8	7	57	-	-	-	-	-	-	-
Mike Comrie	43	13	8	21	30	-9	97	-	-	-	-	-	-	-
X - Denis Grebeshkov	47	6	13	19	26	-16	43	-	-	-	-	-	-	-
Ethan Moreau	76	9	9	18	62	-18	143	-	-	-	-	-	-	-
Marc-Antoine Pouliot	35	7	7	14	21	-4	60	-	-	-	-	-	-	-
Sheldon Souray	37	4	9	13	65	-19	113	-	-	-	-	-	-	-
Zack Stortini	77	4	9	13	155	3	46	-	-	-	-	-	-	-
Ryan Jones	(NSH)	41	7	4	11	18	3	53	-	-	-	-	-	-
	(EDM)	8	1	0	1	8	-3	9	-	-	-	-	-	-
	(TOT)	49	8	4	12	26	0	62	-	-	-	-	-	-
Jean-Francois Jacques	49	4	7	11	78	-15	49	-	-	-	-	-	-	-
Aaron Johnson	(CGY)	22	1	2	3	19	0	13	-	-	-	-	-	-
	(EDM)	19	3	4	7	16	-6	23	-	-	-	-	-	-
	(TOT)	41	4	6	10	35	-6	36	-	-	-	-	-	-
Ladislav Smid	51	1	8	9	39	5	36	-	-	-	-	-	-	-
Fernando Pisani	40	4	4	8	10	-16	54	-	-	-	-	-	-	-
X - Steve Staios	40	0	7	7	59	-19	45	-	-	-	-	-	-	-
Ryan Stone	27	0	6	6	48	2	25	-	-	-	-	-	-	-
Jason Strudwick	72	0	6	6	50	-18	19	-	-	-	-	-	-	-
Taylor Chorney	42	0	3	3	12	-21	35	-	-	-	-	-	-	-
Jeff Deslauriers (G)	48	0	3	3	8	n/a	n/a	-	-	-	-	n/a	n/a	-
Liam Reddix	9	0	2	2	4	-2	11	-	-	-	-	-	-	-
Colin McDonald	2	1	0	1	0	1	3	-	-	-	-	-	-	-
Ryan O'Marra	3	0	1	1	0	0	2	-	-	-	-	-	-	-
Alex Plante	4	0	1	1	2	1	4	-	-	-	-	-	-	-
Christopher Minard	5	0	1	1	0	-3	4	-	-	-	-	-	-	-
Theo Peckham	15	0	1	1	43	-8	9	-	-	-	-	-	-	-
Devan Dubnyk (G)	19	0	0	0	0	n/a	n/a	-	-	-	-	n/a	n/a	-
Nikolai Khabibulin (G)	18	0	0	0	4	n/a	n/a	-	-	-	-	n/a	n/a	-
Dean Arsene	13	0	0	0	41	-3	4	-	-	-	-	-	-	-
Charles Linglet	5	0	0	0	2	-5	7	-	-	-	-	-	-	-
X - Steve MacIntyre	4	0	0	0	7	0	0	-	-	-	-	-	-	-
Johan Motin	1	0	0	0	0	-1	0	-	-	-	-	-	-	-
Bench	-	-	-	-	18	-	-	-	-	-	-	-	-	-

GOALTENDER	REGULAR SEASON								PLAYOFFS									
	GP	MIN	GA	SO	GAA	SOG	SV%	W	L	OTL	GP	MIN	GA	GAA	SOG	SV%	W	L
Jeff Deslauriers	48	2798	152	3	3.26	1529	0.900	16	28	4	-	-	-	-	-	-	-	-
Nikolai Khabibulin	18	1089	55	0	3.03	602	0.909	7	9	2	-	-	-	-	-	-	-	-
Devan Dubnyk	19	1075	64	0	3.57	579	0.889	4	10	2	-	-	-	-	-	-	-	-
Empty net goals	-	-	7	-	-	-	-	-	-	-	-	-	-	-	-	-	-	-

#	DATE	OPP	SCORE			RECORD		
			GF	GA	RES	W	L	OTL
1	0.3	CGY	3	4	L	0	1	0
2	0.6	DAL	5	4	W (SO)	1	1	0
3	0.8	CGY	3	4	L (SO)	1	1	1
4	0.10	MTL	3	2	W	2	1	1
5	0.12	@NSH	6	1	W	3	1	1
6	0.14	@CHI	3	4	L	3	2	1
7	0.16	MIN	5	2	W	4	2	1
8	0.19	VAN	2	1	W	5	2	1
9	0.22	CBJ	6	4	W	6	2	1
10	0.24	@CGY	2	5	L	6	3	1
11	0.25	@VAN	0	2	L	6	4	1
12	0.27	COL	0	3	L	6	5	1
13	0.29	DET	6	5	W (SO)	7	5	1
14	0.31	@BOS	0	2	L	7	6	1
15	N.2	@NYI	1	3	L	7	7	1
16	N.5	NVR	2	4	L	7	8	1
17	N.8	@COL	5	3	W	8	8	1
18	N.10	@OTT	3	4	L (SO)	8	8	2
19	N.11	@BUF	1	3	L	8	9	2
20	N.15	@ATL	2	3	L	8	10	2
21	N.16	@CBJ	2	3	L (SO)	8	10	3
22	N.18	COL	6	4	W	9	10	3
23	N.21	CHI	2	5	L	9	11	3
24	N.23	PHX	4	0	W	10	11	3
25	N.25	LAK	1	3	L	10	12	3
26	N.27	SJS	4	5	L (SO)	10	12	4
27	N.28	@VAN	3	7	L	10	13	4
28	D.3	@DET	4	1	W	11	13	4
29	D.5	@FLA	3	2	W (SO)	12	13	4
30	D.7	@TBL	3	2	W	14	13	4
31	D.9	@TBL	3	2	W	14	13	4
32	D.11	@STL	5	3	W	15	13	4
33	D.15	LAK	2	3	L	15	14	4
34	D.17	NSH	3	6	L	15	15	4
35	D.19	WSH	2	4	L	15	16	4
36	D.21	STL	2	7	L	15	17	4
37	D.23	@MIN	1	3	L	15	18	4
38	D.26	@VAN	1	4	L	15	19	4
39	D.28	CGY	1	4	L	15	20	4
40	D.30	TOR	3	1	W	16	20	4
41	D.31	@CGY	1	2	L	16	21	4
42	J.2	@SJS	1	4	L	16	22	4
43	J.5	PHX	4	5	L (OT)	16	22	5
44	J.7	CBJ	2	4	L	16	23	5
45	J.12	NSH	3	5	L	16	24	5
46	J.14	PIT	2	3	L	16	25	5
47	J.16	@SJS	2	4	L	16	26	5
48	J.18	@COL	0	6	L	16	27	5
49	J.20	VAN	2	3	L (OT)	16	27	6
50	J.22	DAL	3	4	L	16	28	6
51	J.26	CHI	2	4	L	16	29	6
52	J.28	STL	1	2	L	16	30	6
53	J.30	@CGY	1	6	L	16	31	6
54	F.1	CAR	4	2	W	17	31	6
55	F.3	PHI	1	0	W	18	31	6
56	F.4	@MIN	2	4	L	18	32	6
57	F.6	@COL	0	3	L	18	33	6
58	F.8	@PHX	1	6	L	18	34	6
59	F.10	@LAK	2	3	L	18	35	6
60	F.11	@ANA	3	2	W (SO)	19	35	6
61	F.14	ANA	3	7	L	19	36	6
62	M.2	@NSH	3	4	L	19	37	6
63	M.3	@CHI	2	5	L	19	38	6
64	M.5	MIN	2	1	W (SO)	20	38	6
65	M.7	NJD	2	0	W	21	38	6
66	M.9	OTT	1	4	L	21	39	6
67	M.11	@MTL	4	5	L (SO)	21	39	7
68	M.13	@TOR	4	6	L	21	40	7
69	M.15	@CBJ	3	5	L	21	41	7
70	M.16	@MIN	2	4	L	21	42	7
71	M.19	DET	3	2	W (SO)	22	42	7
72	M.21	SJS	5	1	W	23	42	7
73	M.23	VAN	3	2	W	24	42	7
74	M.26	ANA	2	3	L	24	43	7
75	M.28	@STL	1	2	L	24	44	7
76	M.30	@DET	4	5	L	24	45	7
77	A.2	@DAL	3	6	L	24	46	7
78	A.3	@PHX	2	3	L (SO)	24	46	8
79	A.5	MIN	4	1	W	25	46	8
80	A.7	COI	5	4	W (OT)	26	46	8
81	A.10	@LAK	4	3	W (SO)	27	46	8
82	A.11	@ANA	2	7	L	27	47	8
<b>TEAM TOTALS</b>			<b>214</b>	<b>284</b>		<b>27</b>	<b>47</b>	<b>8</b>

X - Denotes did not finish the season with the Oilers



# EDMONTON OILERS 2010-11 RESULTS & STATISTICS

COACH	REGULAR SEASON						PLAYOFFS					
	GP	W	L	OTL	PTS	GF	GA	GP	W	L	GF	GA
Tom Renney	82	25	45	12	62	193	269	-	-	-	-	-

5th Northwest Division, 30th Overall. Playoffs: Did Not Qualify

PLAYER	REGULAR SEASON							PLAYOFFS						
	GP	G	A	PTS	PIM	+/-	SOG	GP	G	A	PTS	PIM	+/-	SOG
Jordan Eberle	69	18	25	43	22	-12	158	-	-	-	-	-	-	-
Taylor Hall	65	22	20	42	22	-9	186	-	-	-	-	-	-	-
Sam Gagner	68	15	27	42	37	-17	138	-	-	-	-	-	-	-
Ales Hemsky	47	14	28	42	18	3	100	-	-	-	-	-	-	-
X - Dustin Penner	62	21	18	39	45	-12	137	-	-	-	-	-	-	-
Andrew Cogliano	82	11	24	35	64	-12	129	-	-	-	-	-	-	-
Magnus Paajarvi	80	15	19	34	16	-13	180	-	-	-	-	-	-	-
Shawn Horcoff	47	9	18	27	46	-1	78	-	-	-	-	-	-	-
Linus Omark	51	5	22	27	26	-16	76	-	-	-	-	-	-	-
Ryan Whitney	35	2	25	27	33	13	43	-	-	-	-	-	-	-
Tom Gilbert	79	6	20	26	32	-14	106	-	-	-	-	-	-	-
Ryan Jones	81	18	7	25	34	-5	126	-	-	-	-	-	-	-
Kurtis Foster	74	8	14	22	45	-12	182	-	-	-	-	-	-	-
Jim Vandermeer	62	2	12	14	74	-15	57	-	-	-	-	-	-	-
Theo Peckham	71	3	10	13	198	-5	41	-	-	-	-	-	-	-
Liam Reddox	44	1	9	10	20	-8	85	-	-	-	-	-	-	-
Ladislav Smid	78	0	10	10	85	-10	48	-	-	-	-	-	-	-
Gilbert Brule	41	7	2	9	41	-7	72	-	-	-	-	-	-	-
Jean-Francois Jacques	51	4	1	5	63	-6	28	-	-	-	-	-	-	-
Teemu Hartikainen	12	3	2	5	4	-3	21	-	-	-	-	-	-	-
Colin Fraser	67	3	2	5	60	-2	57	-	-	-	-	-	-	-
Ryan O'Marra	21	1	4	5	13	-2	13	-	-	-	-	-	-	-
Jeff Petry	35	1	4	5	10	-12	41	-	-	-	-	-	-	-
Taylor Chorney	12	1	3	4	4	-5	13	-	-	-	-	-	-	-
Zack Stortini	32	0	4	4	76	-2	16	-	-	-	-	-	-	-
Alexandre Giroux	8	1	1	2	2	-2	13	-	-	-	-	-	-	-
Chris VandeVelde	12	0	2	2	12	-6	16	-	-	-	-	-	-	-
Jason Strudwick	43	0	2	2	23	-16	9	-	-	-	-	-	-	-
Martin Gerber (G)	3	0	1	1	0	n/a	n/a	-	-	-	-	n/a	n/a	-
Steve MacIntyre	34	0	1	1	93	-1	6	-	-	-	-	-	-	-
Richard Petiot	2	0	0	0	2	1	1	-	-	-	-	-	-	-
Alex Plante	3	0	0	0	11	-2	5	-	-	-	-	-	-	-
X - Shawn Belle	5	0	0	0	0	-2	7	-	-	-	-	-	-	-
Devan Dubnyk (G)	35	0	0	0	2	n/a	n/a	-	-	-	-	n/a	n/a	-
Nikolai Khabibulin (G)	47	0	0	0	12	n/a	n/a	-	-	-	-	n/a	n/a	-
Bench	-	-	-	-	20	-	-	-	-	-	-	-	-	-

GOALTENDER	REGULAR SEASON							PLAYOFFS										
	GP	MIN	GA	SO	GAA	SOG	SV%	W	L	OTL	GP	MIN	GA	GAA	SOG	SV%	W	L
Devan Dubnyk	35	2061	93	2	2.71	1103	0.916	12	13	8	-	-	-	-	-	-	-	-
Nikolai Khabibulin	47	2701	153	2	3.40	1389	0.890	10	32	4	-	-	-	-	-	-	-	-
Martin Gerber	3	185	4	0	1.30	95	0.958	3	0	0	-	-	-	-	-	-	-	-
Empty net goals	-	-	10	-	-	-	-	-	-	-	-	-	-	-	-	-	-	-

## GAME-BY-GAME RESULTS

#	DATE	OPP	SCORE			RECORD		
			GF	GA	RES	W	L	OTL
1	0.7	@ CGY	4	0	W	1	0	0
2	0.10	FLA	3	2	W	2	0	0
3	0.14	@ MIN	2	4	L	2	1	0
4	0.16	@ CGY	3	5	L	2	2	0
5	0.21	MIN	2	4	L	2	3	0
6	0.23	SJS	1	6	L	2	4	0
7	0.26	@ CGY	4	5	L (SO)	2	4	1
8	0.28	@ CBJ	2	3	L (SO)	2	4	2
9	0.29	@ CHI	7	4	W	3	4	2
10	N.2	VAN	3	4	L	3	5	2
11	N.5	DET	1	3	L	3	6	2
12	N.7	@ CHI	2	1	W	4	6	2
13	N.9	@ CAR	1	7	L	4	7	2
14	N.11	@ DET	2	6	L	4	8	2
15	N.12	@ NJD	3	4	L (OT)	4	8	3
16	N.14	@ NYR	2	8	L	4	9	3
17	N.17	CHI	0	5	L	4	10	3
18	N.19	PHX	3	4	L (SO)	4	10	4
19	N.21	@ ANA	4	2	W	5	10	4
20	N.23	@ PHX	0	5	L	5	11	4
21	N.25	COL	3	2	W	6	11	4
22	N.27	SJS	3	4	L	6	12	4
23	N.29	@ OTT	4	1	W	7	12	4
24	D.1	@ MTL	4	3	W (OT)	8	12	4
25	D.2	@ TOR	5	0	W	9	12	4
26	D.4	STL	2	1	W	10	12	4
27	D.7	ANA	2	3	L (SO)	10	12	5
28	D.10	TBL	4	3	W (SO)	11	12	5
29	D.12	VAN	1	2	L	11	13	5
30	D.14	TOR	1	4	L	11	14	5
31	D.16	CBJ	6	3	W	12	14	5
32	D.21	@ SJS	1	2	L	12	15	5
33	D.23	@ LA	2	3	L (SO)	12	15	6
34	D.26	@ VAN	2	3	L	12	16	6
35	D.28	BUF	2	4	L	12	17	6
36	D.30	COL	3	4	L (SO)	12	17	7
37	J.1	CGY	1	2	L	12	18	7
38	J.4	DET	3	5	L	12	19	7
39	J.6	NYI	2	1	W	13	19	7
40	J.7	@ VAN	1	6	L	13	20	7
41	J.11	@ DAL	2	3	L	13	21	7
42	J.13	@ SJS	5	2	W	14	21	7
43	J.15	@ LAK	2	5	L	14	22	7
44	J.16	@ ANA	2	3	L	14	23	7
45	J.18	MIN	1	4	L	14	24	7
46	J.20	DAL	2	4	L	14	25	7
47	J.23	NSH	2	3	L (SO)	14	25	8
48	J.25	@ PHX	4	3	W	15	25	8
49	J.26	@ DAL	1	3	L	15	26	8
50	F.2	LAK	1	3	L	15	27	8
51	F.4	@ STL	3	5	L	15	28	8
52	F.5	@ CBJ	3	4	L	15	29	8
53	F.7	@ NSH	4	0	W	16	29	8
54	F.9	CHI	1	4	L	16	30	8
55	F.12	OTT	3	5	L	16	31	8
56	F.13	ANA	0	4	L	16	32	8
57	F.15	DAL	4	1	W	17	32	8
58	F.17	MTL	4	1	W	18	32	8
59	F.19	ATL	5	3	W	19	32	8
60	F.22	@ MIN	1	4	L	19	33	8
61	F.23	@ COL	5	1	W	20	33	8
62	F.25	STL	0	5	L	20	34	8
63	F.27	BOS	2	3	W (SO)	21	35	8
64	M.1	NSH	2	1	W (SO)	21	35	8
65	M.3	CBJ	4	2	W	22	35	8
66	M.5	@ COL	5	1	W	23	35	8
67	M.8	@ PHI	1	4	L	23	36	8
68	M.9	@ WSH	0	5	L	23	37	8
69	M.11	@ DET	1	2	L (OT)	23	37	9
70	M.13	@ PIT	1	5	L	23	38	9
71	M.17	PHX	1	3	L	23	39	9
72	M.19	COL	2	3	L (SO)	23	39	10
73	M.22	@ NSH	1	3	L	23	40	10
74	M.24	@ STL	0	4	L	23	41	10
75	M.26	CGY	4	5	L (SO)	23	41	11
76	M.29	LAK	0	2	L	23	42	11
77	M.31	@ MIN	2	4	L	23	43	11
78	A.2	@ VAN	4	1	W	24	43	11
79	A.5	VAN	2	0	W	25	43	11
80	A.6	@ CGY	1	6	L	25	44	11
81	A.8	MIN	1	3	L	25	45	11
82	A.10	@ COL	3	4	L (OT)	25	45	12
<b>TEAM TOTALS</b>			<b>193</b>	<b>269</b>		<b>25</b>	<b>45</b>	<b>12</b>

X - Denotes did not finish the season with the Oilers



# EDMONTON OILERS 2011-12 RESULTS & STATISTICS

COACH	REGULAR SEASON							PLAYOFFS				
	GP	W	L	OTL	PTS	GF	GA	GP	W	L	GF	GA
Tom Renney	82	32	40	10	74	212	239	-	-	-	-	-

5th Northwest Division, 29th Overall. Playoffs: Did Not Qualify

PLAYER	REGULAR SEASON							PLAYOFFS						
	GP	G	A	PTS	PIM	+/-	SOG	GP	G	A	PTS	PIM	+/-	SOG
Jordan Eberle	78	34	42	76	10	4	180	-	-	-	-	-	-	-
Taylor Hall	61	27	26	53	36	-3	207	-	-	-	-	-	-	-
Ryan Nugent-Hopkins	62	18	34	52	16	-2	134	-	-	-	-	-	-	-
Sam Gagner	75	18	29	47	36	5	149	-	-	-	-	-	-	-
Ryan Smyth	82	19	27	46	82	-5	194	-	-	-	-	-	-	-
Ales Hensky	69	10	26	36	43	-13	137	-	-	-	-	-	-	-
Shawn Horcoff	81	13	21	34	24	-23	123	-	-	-	-	-	-	-
Ryan Jones	79	17	16	33	42	-7	137	-	-	-	-	-	-	-
Jeff Petry	73	2	23	25	26	-7	111	-	-	-	-	-	-	-
Corey Potter	62	4	17	21	24	-16	98	-	-	-	-	-	-	-
Ryan Whitney	51	3	17	20	16	-16	41	-	-	-	-	-	-	-
X - Tom Gilbert	47	3	14	17	12	-3	50	-	-	-	-	-	-	-
Eric Belanger	78	4	12	16	32	-13	118	-	-	-	-	-	-	-
Ladislav Smid	78	5	10	15	44	4	47	-	-	-	-	-	-	-
Ben Eager	63	8	5	13	107	-1	69	-	-	-	-	-	-	-
Andy Sutton	52	3	7	10	80	5	41	-	-	-	-	-	-	-
Lennart Petrell	60	4	5	9	45	-10	36	-	-	-	-	-	-	-
Magnus Paajarvi	41	2	6	8	4	-7	79	-	-	-	-	-	-	-
Nick Schultz	(MIN)	62	1	2	3	30	-10	38	-	-	-	-	-	-
	(EDM)	20	0	4	4	10	-2	13	-	-	-	-	-	-
	(TOT)	82	1	6	7	40	-12	51	-	-	-	-	-	-
Anton Lander	56	2	4	6	12	-8	54	-	-	-	-	-	-	-
Teemu Hartikainen	17	2	3	5	6	1	24	-	-	-	-	-	-	-
Linus Omark	14	3	0	3	8	-5	24	-	-	-	-	-	-	-
Darcy Hordichuk	43	1	2	3	64	-3	27	-	-	-	-	-	-	-
Theo Peckham	54	1	2	3	80	0	25	-	-	-	-	-	-	-
Cam Barker	25	2	0	2	23	0	35	-	-	-	-	-	-	-
Josh Green	7	1	1	2	7	-6	14	-	-	-	-	-	-	-
Chris VandeVelde	5	1	0	1	2	2	1	-	-	-	-	-	-	-
Philippe Cornet	2	0	1	1	0	0	0	-	-	-	-	-	-	-
Alex Plante	3	0	1	1	2	0	0	-	-	-	-	-	-	-
X - Ryan O'Marra	7	0	1	1	4	0	3	-	-	-	-	-	-	-
Colten Teubert	24	0	1	1	25	-5	13	-	-	-	-	-	-	-
Devan Dubnyk (G)	47	0	1	1	0	n/a	n/a	-	-	-	-	n/a	n/a	-
Yann Danis (G)	1	0	0	0	0	n/a	n/a	-	-	-	-	n/a	n/a	-
Milan Kytnar	1	0	0	0	0	0	1	-	-	-	-	-	-	-
Bryan Rodney	1	0	0	0	0	-1	0	-	-	-	-	-	-	-
Taylor Chorney	(STL)	2	0	0	0	0	0	1	-	-	-	-	-	-
	(EDM)	3	0	0	0	0	-1	1	-	-	-	-	-	-
	(TOT)	5	0	0	0	0	-1	2	-	-	-	-	-	-
Nikolai Khabibulin (G)	40	0	0	0	0	n/a	n/a	-	-	-	-	n/a	n/a	-
Bench	-	-	-	-	20	-	-	-	-	-	-	-	-	-

GOALTENDER	REGULAR SEASON							PLAYOFFS										
	GP	MIN	GA	SO	GAA	SOG	SV%	W	L	OTL	GP	MIN	GA	GAA	SOG	SV%	W	L
Devan Dubnyk	47	2653	118	2	2.67	1380	0.914	20	20	3	-	-	-	-	-	-	-	-
Nikolai Khabibulin	40	2260	100	2	2.65	1114	0.910	12	20	7	-	-	-	-	-	-	-	-
Yann Danis	1	32	2	0	3.70	12	0.833	0	0	0	-	-	-	-	-	-	-	-
Empty net goal	-	-	12	-	-	-	-	-	-	-	-	-	-	-	-	-	-	-

#	DATE	OPP	SCORE			RECORD		
			GF	GA	RES	W	L	OTL
1	0.9	PIT	2	1	W (SO)	1	0	0
2	0.13	@ MIN	1	2	L (SO)	1	0	1
3	0.15	VAN	3	4	L	1	1	1
4	0.17	NSH	3	1	W	2	1	1
5	0.18	@ CGY	1	2	L	2	2	1
6	0.20	MIN	1	2	L (SO)	2	2	2
7	0.22	NYR	2	0	W	3	2	2
8	0.25	VAN	3	2	W	4	2	2
9	0.27	WSH	2	1	W	5	2	2
10	0.28	@ COL	3	1	W	6	2	2
11	0.30	STL	4	2	W	7	2	2
12	N.3	@ LAK	3	0	W	8	2	2
13	N.5	@ PHX	2	4	L	8	3	2
14	N.8	@ MTL	3	1	W	9	3	2
15	N.10	@ BOS	3	6	L	9	4	2
16	N.11	@ DET	0	3	L	9	5	2
17	N.13	@ CHI	3	6	L	9	6	2
18	N.17	OTT	2	5	L	9	7	2
19	N.19	CHI	9	2	W	10	7	2
20	N.21	@ DAL	1	4	L	10	8	2
21	N.22	@ NSH	6	2	W	11	8	2
22	N.25	@ MIN	5	2	W	12	8	2
23	N.26	@ COL	2	5	L	12	9	2
24	N.28	NSH	1	2	L	12	10	2
25	N.30	MIN	2	3	L (SO)	12	10	3
26	D.2	CBJ	6	3	W	13	10	3
27	D.3	CGY	3	5	L	13	11	3
28	D.4	CAR	3	5	L	13	12	3
29	D.9	COL	4	1	W	14	12	3
30	D.10	@ CGY	0	3	L	14	13	3
31	D.15	@ PHX	2	4	L	14	14	3
32	D.17	@ SJS	2	3	L	14	15	3
33	D.19	DET	2	3	L	14	16	3
34	D.22	MIN	4	1	W	15	16	3
35	D.26	@ VAN	3	5	L	15	17	3
36	D.29	@ MIN	3	4	L	15	18	3
37	D.31	@ NYI	1	4	L	15	19	3
38	J.2	@ CHI	4	3	W	16	19	3
39	J.3	@ BUF	3	4	L	16	20	3
40	J.5	@ STL	3	4	L	16	21	3
41	J.7	@ DAL	1	4	L	16	22	3
42	J.11	NJD	1	2	L (OT)	16	22	4
43	J.13	ANA	0	5	L	16	23	4
44	J.15	LAK	2	1	W (OT)	17	23	4
45	J.17	@ CBJ	2	4	L	17	24	4
46	J.19	@ STL	0	1	L	17	25	4
47	J.21	CGY	2	6	L	17	26	4
48	J.23	SJS	2	1	W (SO)	18	26	4
49	J.24	@ VAN	2	3	L (SO)	18	26	5
50	J.31	COL	3	2	W	19	26	5
51	F.2	CHI	8	4	W	20	26	5
52	F.4	DET	5	4	W (SO)	21	26	5
53	F.6	@ TOR	3	6	L	21	27	5
54	F.8	@ DET	2	4	L	21	28	5
55	F.11	@ OTT	4	3	W (OT)	22	28	5
56	F.15	TOR	3	4	L (OT)	22	28	6
57	F.17	COL	1	3	L	22	29	6
58	F.19	VAN	2	5	L	22	30	6
59	F.21	@ CGY	6	1	W	23	30	6
60	F.23	PHI	2	0	W	24	30	6
61	F.25	PHX	1	3	L	24	31	6
62	F.27	@ WPG	5	3	W	25	31	6
63	F.29	STL	2	5	L	25	32	6
64	M.2	DAL	1	3	L	25	33	6
65	M.5	@ ANA	2	4	L	25	34	6
66	M.6	@ SJS	3	2	W (SO)	26	34	6
67	M.8	MTL	3	5	L	26	35	6
68	M.10	@ COL	2	3	L (SO)	26	35	7
69	M.12	SJS	2	3	L	26	36	7
70	M.14	CBJ	3	0	W	27	36	7
71	M.16	CGY	3	1	W	28	36	7
72	M.18	PHX	2	3	L (SO)	28	36	8
73	M.20	@ NSH	6	3	W	29	36	8
74	M.22	@ TBL	2	3	L (SO)	29	36	9
75	M.23	@ FLA	2	1	W (SO)	30	36	9
76	M.25	@ CBJ	6	3	W	31	36	9
77	M.28	DAL	1	3	L	31	37	9
78	M.30	LAK	1	4	L	31	38	9
79	A.1	@ ANA	2	1	W	32	38	9
80	A.2	@ LAK	0	2	L	32	39	9
81	A.5	ANA	2	3	L (OT)	32	39	10
82	A.7	@ VAN	0	3	L	32	40	10
<b>TEAM TOTALS</b>			<b>212</b>	<b>239</b>		<b>32</b>	<b>40</b>	<b>10</b>

X - Denotes did not finish the season with the Oilers



# EDMONTON OILERS 2012-13 RESULTS & STATISTICS

COACH	REGULAR SEASON						PLAYOFFS					
	GP	W	L	OTL	PTS	GF	GA	GP	W	L	GF	GA
Ralph Krueger	48	19	22	7	45	125	134	-	-	-	-	-

3rd Northwest Division, 24th Overall. Playoffs: Did Not Qualify

PLAYER	REGULAR SEASON							PLAYOFFS						
	GP	G	A	PTS	PIM	+/-	SOG	GP	G	A	PTS	PIM	+/-	SOG
Taylor Hall	45	16	34	50	33	5	154	-	-	-	-	-	-	-
Sam Gagner	48	14	24	38	23	-6	113	-	-	-	-	-	-	-
Jordan Eberle	48	16	21	37	16	-4	133	-	-	-	-	-	-	-
Nail Yakupov	48	17	14	31	24	-4	81	-	-	-	-	-	-	-
Justin Schultz	48	8	19	27	8	-17	85	-	-	-	-	-	-	-
Ryan Nugent-Hopkins	40	4	20	24	8	3	78	-	-	-	-	-	-	-
Ales Hemsky	38	9	11	20	16	-6	82	-	-	-	-	-	-	-
Magnus Paajarvi	42	9	7	16	14	-1	75	-	-	-	-	-	-	-
Ryan Whitney	34	4	9	13	23	-7	30	-	-	-	-	-	-	-
Ryan Smyth	47	2	11	13	40	-5	69	-	-	-	-	-	-	-
Shawn Horcoff	31	7	5	12	24	8	41	-	-	-	-	-	-	-
Jeff Petry	48	3	9	12	29	1	66	-	-	-	-	-	-	-
Lennart Petrell	35	3	6	9	4	-4	23	-	-	-	-	-	-	-
Nick Schultz	48	1	8	9	24	-13	33	-	-	-	-	-	-	-
Ryan Jones	27	2	5	7	17	0	38	-	-	-	-	-	-	-
Jerred Smithson	(FLA)	35	2	3	5	10	-4	22	-	-	-	-	-	-
	(EDM)	10	1	0	1	2	0	7	-	-	-	-	-	-
	(TOT)	45	3	3	6	12	-4	29	-	-	-	-	-	-
Mark Fistric	25	0	6	6	32	6	9	-	-	-	-	-	-	-
Corey Potter	33	3	1	4	6	8	36	-	-	-	-	-	-	-
Ladislav Smid	48	1	3	4	55	-1	30	-	-	-	-	-	-	-
Teemu Hartikainen	23	1	2	3	6	-8	21	-	-	-	-	-	-	-
Eric Belanger	26	0	3	3	10	-1	31	-	-	-	-	-	-	-
Ben Eager	14	1	1	2	25	-4	14	-	-	-	-	-	-	-
Mike Brown	(TOR)	12	0	1	1	70	1	2	-	-	-	-	-	-
	(EDM)	27	1	0	1	53	-8	16	-	-	-	-	-	-
	(TOT)	39	1	1	2	123	-7	18	-	-	-	-	-	-
Anton Lander	11	0	1	1	2	-4	11	-	-	-	-	-	-	-
Mark Arcobello	1	0	0	0	0	0	0	-	-	-	-	-	-	-
Yann Danis (G)	3	0	0	0	0	n/a	n/a	-	-	-	-	-	n/a	n/a
Darcy Hordichuk	4	0	0	0	2	-1	0	-	-	-	-	-	-	-
Theo Peckham	4	0	0	0	6	-1	2	-	-	-	-	-	-	-
Chris VandeVelde	11	0	0	0	4	-3	7	-	-	-	-	-	-	-
Nikolai Khabibulin (G)	12	0	0	0	0	n/a	n/a	-	-	-	-	-	n/a	n/a
Devan Dubnyk (G)	38	0	0	0	0	n/a	n/a	-	-	-	-	-	n/a	n/a
Bench	-	-	-	-	16	-	-	-	-	-	-	-	-	-

GOALTENDER	REGULAR SEASON							PLAYOFFS										
	GP	MIN	GA	SO	GAA	SOG	SV%	W	L	OTL	GP	MIN	GA	GAA	SOG	SV%	W	L
Devan Dubnyk	38	2101	90	2	2.57	1132	0.920	14	16	6	-	-	-	-	-	-	-	-
Nikolai Khabibulin	12	684	29	1	2.55	376	0.923	4	16	1	-	-	-	-	-	-	-	-
Yann Danis	3	110	7	0	3.81	59	0.881	1	0	0	-	-	-	-	-	-	-	-
Empty net goals	-	-	5	-	-	-	-	-	-	-	-	-	-	-	-	-	-	-

## GAME-BY-GAME RESULTS

#	DATE	OPP	SCORE			RECORD		
			GF	GA	RES	W	L	OTL
1	J.20	@Van	3	2	W(SO)	1	0	0
2	J.22	SJS	3	6	L	1	1	0
3	J.24	LAK	2	1	W(OT)	2	1	0
4	J.26	@CGY	3	4	L	2	2	0
5	J.28	COL	4	1	W	3	2	0
6	J.30	@PHX	2	1	W(OT)	4	2	0
7	J.31	@SJS	2	3	L(SO)	4	2	1
8	F.2	@COL	1	3	L	4	3	1
9	F.4	VAN	2	3	L(OT)	4	3	2
10	F.6	DAL	2	3	L(OT)	4	3	3
11	F.9	@DET	1	2	L	4	4	3
12	F.10	@CBJ	3	1	W	5	4	3
13	F.12	DAL	1	4	L	5	5	3
14	F.16	COL	6	4	W	6	5	3
15	F.19	LAK	1	3	L	6	6	3
16	F.21	MIN	1	3	L	6	7	3
17	F.23	PHX	3	2	W(SO)	7	7	3
18	F.25	@CHI	2	3	L(OT)	7	7	4
19	F.28	@DAL	5	1	W	8	7	4
20	M.1	@STL	2	4	L	8	8	4
21	M.3	@MIN	2	4	L	8	9	4
22	M.5	@CBJ	3	4	L(SO)	8	9	5
23	M.7	@DET	0	3	L	8	10	5
24	M.8	@NSH	0	6	L	8	11	5
25	M.10	@CHI	6	5	W	9	11	5
26	M.12	@COL	4	0	W	10	11	5
27	M.15	DET	2	3	L(OT)	10	11	6
28	M.17	NSH	3	2	W	11	11	6
29	M.20	SJS	3	4	L(SO)	11	11	7
30	M.23	STL	0	3	L	11	12	7
31	M.25	@NSH	2	3	L	11	13	7
32	M.26	@STL	3	0	W	12	13	7
33	M.28	CBJ	6	4	W	13	13	7
34	M.30	VAN	4	0	W	14	13	7
35	A.1	CGY	4	1	W	15	13	7
36	A.3	@CGY	8	2	W	16	13	7
37	A.4	@VAN	0	4	L	16	14	7
38	A.6	@LAK	1	4	L	16	15	7
39	A.8	@ANA	1	2	L	16	16	7
40	A.10	PHX	1	3	L	16	17	7
41	A.13	CGY	1	4	L	16	18	7
42	A.16	MIN	3	5	L	16	19	7
43	A.19	@COL	4	1	W	17	19	7
44	A.21	ANA	1	3	L	17	20	7
45	A.22	ANA	0	3	L	17	21	7
46	A.24	CHI	1	4	L	17	22	7
47	A.26	@MIN	6	1	W	18	22	7
48	A.26	VAN	7	2	W	19	22	7
<b>TEAM TOTALS</b>			<b>125</b>	<b>134</b>		<b>19</b>	<b>22</b>	<b>7</b>

X - Denotes did not finish the season with the Oilers



# EDMONTON OILERS 2013-14 RESULTS & STATISTICS

COACH	REGULAR SEASON						PLAYOFFS					
	GP	W	L	OTL	PTS	GF	GA	GP	W	L	GF	GA
Dallas Eakins	82	29	44	9	67	203	270	-	-	-	-	-

7th Pacific Division, 28th Overall, Playoffs: Did Not Qualify

PLAYER	REGULAR SEASON							PLAYOFFS						
	GP	G	A	PTS	PIM	+/-	SOG	GP	G	A	PTS	PIM	+/-	SOG
Taylor Hall	75	27	53	80	44	-15	250	-	-	-	-	-	-	-
Jordan Eberle	80	28	37	65	18	-11	200	-	-	-	-	-	-	-
David Perron	78	28	29	57	90	-16	220	-	-	-	-	-	-	-
Ryan Nugent-Hopkins	80	19	37	56	26	-12	178	-	-	-	-	-	-	-
Sam Gagner	67	10	27	37	41	-29	143	-	-	-	-	-	-	-
Justin Schultz	74	11	22	33	16	-22	109	-	-	-	-	-	-	-
X - Ales Hemsky	55	9	17	26	20	-13	94	-	-	-	-	-	-	-
Nail Yakupov	63	11	13	24	36	-33	122	-	-	-	-	-	-	-
Ryan Smyth	72	10	13	23	44	-18	129	-	-	-	-	-	-	-
Boyd Gordon	74	8	13	21	20	-15	80	-	-	-	-	-	-	-
Mark Arcobello	41	4	14	18	8	-7	70	-	-	-	-	-	-	-
Andrew Ference	71	3	15	18	63	-18	77	-	-	-	-	-	-	-
Jeff Petry	80	7	10	17	42	-22	96	-	-	-	-	-	-	-
Philip Larsen	30	3	9	12	8	-4	47	-	-	-	-	-	-	-
Matt Hendricks	(NSH)	44	2	2	4	54	-5	53	-	-	-	-	-	-
	(EDM)	33	3	0	3	58	-6	49	-	-	-	-	-	-
	(TOT)	77	5	2	7	112	-11	102	-	-	-	-	-	-
Anton Belov	57	1	6	7	34	-12	54	-	-	-	-	-	-	-
Ryan Jones	52	2	4	6	40	0	59	-	-	-	-	-	-	-
Martin Marincin	44	0	6	6	16	-2	28	-	-	-	-	-	-	-
Will Acton	30	3	2	5	21	-2	18	-	-	-	-	-	-	-
Jesse Joensuu	42	3	2	5	16	-16	41	-	-	-	-	-	-	-
X - Corey Potter	16	0	5	5	21	0	16	-	-	-	-	-	-	-
Luke Gazdic	67	2	2	4	127	-8	30	-	-	-	-	-	-	-
X - Nick Schultz	60	0	4	4	24	-11	27	-	-	-	-	-	-	-
Oscar Klefbom	17	1	2	3	0	-6	14	-	-	-	-	-	-	-
Taylor Fedun	4	2	0	2	0	-1	6	-	-	-	-	-	-	-
X - Ladislav Smid	17	1	1	2	16	-6	6	-	-	-	-	-	-	-
Mark Fraser	(TOR)	19	0	1	1	33	-8	6	-	-	-	-	-	-
	(EDM)	23	1	0	1	43	-7	5	-	-	-	-	-	-
	(TOT)	42	1	1	2	76	-15	11	-	-	-	-	-	-
Steven Pinizzotto	6	0	2	2	15	-1	2	-	-	-	-	-	-	-
Roman Horak	(CGY)	1	0	0	0	0	0	0	-	-	-	-	-	-
	(EDM)	2	1	0	1	0	-1	2	-	-	-	-	-	-
	(TOT)	3	1	0	1	0	-1	2	-	-	-	-	-	-
Denis Grebeshkov	7	0	1	1	2	0	3	-	-	-	-	-	-	-
Ben Eager	7	0	1	1	2	1	4	-	-	-	-	-	-	-
Tyler Pitlick	10	1	0	1	0	-2	9	-	-	-	-	-	-	-
Anton Lander	27	0	1	1	4	-10	18	-	-	-	-	-	-	-
Ben Scrivens (G)	(LAK)	19	0	1	1	0	n/a	n/a	-	-	-	-	n/a	n/a
	(EDM)	21	0	0	0	6	n/a	n/a	-	-	-	-	n/a	n/a
	(TOT)	40	0	1	1	6	n/a	n/a	-	-	-	-	n/a	n/a
Richard Bachman (G)	3	0	0	0	0	n/a	n/a	-	-	-	-	-	n/a	n/a
Jason LaBarbera (G)	7	0	0	0	0	n/a	n/a	-	-	-	-	-	n/a	n/a
Viktor Fasth (G)	(ANA)	5	0	0	0	0	n/a	n/a	-	-	-	-	n/a	n/a
	(EDM)	7	0	0	0	0	n/a	n/a	-	-	-	-	n/a	n/a
	(TOT)	12	0	0	0	0	n/a	n/a	-	-	-	-	n/a	n/a
X - Ilya Bryzgalov (G)	20	0	0	0	0	n/a	n/a	-	-	-	-	-	n/a	n/a
X - Devan Dubnyk (G)	32	0	0	0	6	n/a	n/a	-	-	-	-	-	n/a	n/a
X - Linus Omark	1	0	0	0	0	-1	0	-	-	-	-	-	-	-
Ryan Hamilton	2	0	0	0	0	-2	0	-	-	-	-	-	-	-
Brad Hunt	3	0	0	0	0	-3	1	-	-	-	-	-	-	-
X - Mike Brown	8	0	0	0	19	1	1	-	-	-	-	-	-	-
Bench	-	-	-	-	20	-	-	-	-	-	-	-	-	-

GOALTENDER	REGULAR SEASON							PLAYOFFS										
	GP	MIN	GA	SO	GAA	SOG	SV%	W	L	OTL	GP	MIN	GA	GAA	SOG	SV%	W	L
X - Devan Dubnyk	32	1678	94	2	3.36	885	0.894	11	17	2	-	-	-	-	-	-	-	-
Ben Scrivens	(LAK)	19	975	32	3	1.97	464	0.931	7	5	4	-	-	-	-	-	-	-
	(EDM)	21	1235	62	1	3.01	741	0.916	9	11	0	-	-	-	-	-	-	-
	(TOT)	40	2200	94	4	2.55	1205	0.922	16	16	4	-	-	-	-	-	-	-
X - Ilya Bryzgalov	20	1135	57	1	3.01	622	0.908	5	8	5	-	-	-	-	-	-	-	-
Viktor Fasth	(ANA)	5	305	15	0	2.95	131	0.885	2	2	1	-	-	-	-	-	-	-
	(EDM)	7	396	18	0	2.73	209	0.914	3	3	1	-	-	-	-	-	-	-
	(TOT)	12	701	33	0	2.83	340	0.903	5	5	2	-	-	-	-	-	-	-
Jason LaBarbera	7	348	19	0	3.27	146	0.870	1	3	0	-	-	-	-	-	-	-	-
Richard Bachman	2	139	7	0	3.03	83	0.916	0	2	1	-	-	-	-	-	-	-	-
Empty net goals	-	-	10	-	-	-	-	-	-	-	-	-	-	-	-	-	-	-

X - Denotes did not finish the season with the Oilers

## GAME-BY-GAME RESULTS

#	DATE	OPP	GF	GA	SCORE		RECORD		
					RES	W	L	OTL	
1	0.1	@ VAN	4	5	L	0	1	0	0
2	0.5	@ VAN	2	6	L	0	2	0	0
3	0.7	NUD	5	4	W (SO)	1	2	0	0
4	0.10	MTL	1	4	L	1	3	0	0
5	0.12	@ TOR	5	6	L (OT)	1	3	1	0
6	0.14	@ WSH	2	4	L	1	4	1	0
7	0.15	@ PIT	2	3	L	1	5	1	0
8	0.17	@ NYI	2	3	L	1	6	1	0
9	0.19	@ OTT	3	1	W	2	6	1	0
10	0.22	@ MTL	4	3	W	3	6	1	0
11	0.24	WSH	1	4	L	3	7	1	0
12	0.26	@ PHX	4	5	L	3	8	1	0
13	0.27	@ LAK	1	2	L (SO)	3	8	2	0
14	0.29	TOR	0	4	L	3	9	2	0
15	N. 2	DET	0	5	L	3	10	2	0
16	N. 5	@ FLA	4	3	W (OT)	4	10	2	0
17	N. 7	@ TBL	2	4	L	4	11	2	0
18	N. 9	@ PHI	2	4	L	4	12	2	0
19	N. 10	@ CHI	4	5	L	4	13	2	0
20	N. 13	DAL	0	3	L	4	14	2	0
21	N. 15	SJS	1	3	L	4	15	2	0
22	N. 16	@ CGY	4	2	W	5	15	2	0
23	N. 19	CBJ	7	0	W	6	15	2	0
24	N. 21	FLA	4	1	W	7	15	2	0
25	N. 25	CHI	1	5	L	7	16	2	0
26	N. 28	@ NSH	3	0	W	8	16	2	0
27	N. 29	@ CBJ	2	4	L	8	17	2	0
28	D. 1.	@ DAL	3	2	W (SO)	9	17	2	0
29	D. 3	PHX	2	6	L	9	18	2	0
30	D. 5	COL	8	2	W	10	18	2	0
31	D. 7	CGY	1	2	L (OT)	10	18	3	0
32	D. 10	CAR	5	4	W (OT)	11	18	3	0
33	D. 12	BOS	2	4	L	11	19	3	0
34	D. 13	@ VAN	0	4	L	11	20	3	0
35	D. 15	@ ANA	2	3	L	11	21	3	0
36	D. 17	@ LAK	0	3	L	11	22	3	0
37	D. 19	@ COL	2	4	L	11	23	3	0
38	D. 21	STL	0	6	L	11	24	3	0
39	D. 23	WPG	6	2	W	12	24	3	0
40	D. 27	@ CGY	2	0	W	13	24	3	0
41	D. 28	PHI	3	4	L (SO)	13	24	4	0
42	D. 31	@ PHX	3	4	L (OT)	13	24	5	0
43	J. 2	@ SJS	1	5	L	13	25	5	0
44	J. 3	@ ANA	2	5	L	13	26	5	0
45	J. 5	TBL	5	3	W	14	26	5	0
46	J. 7	STL	2	5	L	14	27	5	0
47	J. 10	PIT	4	3	W (OT)	15	27	5	0
48	J. 12	@ CHI	3	5	L	15	28	5	0
49	J. 14	@ DAL	2	5	L	15	29	5	0
50	J. 16	@ MIN	1	4	L	15	30	5	0
51	J. 18	@ WPG	2	3	L (OT)	15	30	6	0
52	J. 21	VAN	1	2	L	15	31	6	0
53	J. 24	PHX	3	4	L	15	32	6	0
54	J. 26	NSH	5	1	W	16	32	6	0
55	J. 27	@ VAN	4	2	W	17	32	6	0
56	J. 29	SJS	3	0	W	18	32	6	0
57	F. 1	@ BOS	0	4	L	18	33	6	0
58	F. 3	@ BUF	3	2	W	19	33	6	0
59	F. 6	@ NYR	2	1	W	20	33	6	0
60	F. 7	@ NUD	1	2	L (OT)	20	33	7	0
61	F. 27	MIN	0	3	L	20	34	7	0
62	M. 1	CGY	1	2	L (OT)	20	34	8	0
63	M. 4	OTT	3	2	W	21	34	8	0
64	M. 6	NYI	2	2	W (OT)	22	34	8	0
65	M. 9	LAK	3	4	L	22	35	8	0
66	M. 11	@ MIN	4	3	W (SO)	23	35	8	0
67	M. 13	@ STL	2	6	L	23	36	8	0
68	M. 14	@ DET	1	2	L (SO)	23	36	9	0
69	M. 16	@ CAR	2	1	W	24	36	9	





# EDMONTON OILERS 2014-15 RESULTS & STATISTICS

COACH	REGULAR SEASON						PLAYOFFS					
	GP	W	L	OTL	PTS	GF	GA	GP	W	L	GF	GA
Dallas Eakins (7-19-5), Craig MacTavish (0-3-2), Todd Nelson (17-22-7)	82	24	44	14	62	198	283	-	-	-	-	-
6th Pacific Division, 28th Overall, Playoffs: Did Not Qualify												

PLAYER	REGULAR SEASON							PLAYOFFS						
	GP	G	A	PTS	PIM	+/-	SOG	GP	G	A	PTS	PIM	+/-	SOG
Jordan Eberle	81	24	39	63	24	-16	183	-	-	-	-	-	-	-
Ryan Nugent-Hopkins	76	24	32	56	25	-12	189	-	-	-	-	-	-	-
Taylor Hall	53	14	24	38	40	-1	158	-	-	-	-	-	-	-
Benoit Pouliot	58	19	15	34	28	-1	105	-	-	-	-	-	-	-
Teddy Purcell	82	12	22	34	24	-33	146	-	-	-	-	-	-	-
Nail Yakupov	81	14	19	33	18	-35	191	-	-	-	-	-	-	-
Derek Roy	(NSH)	26	1	9	10	2	0	35	-	-	-	-	-	-
	(EDM)	46	11	11	22	22	-13	78	-	-	-	-	-	-
	(TOT)	72	12	20	32	24	-13	113	-	-	-	-	-	-
Justin Schultz	81	6	25	31	12	-17	122	-	-	-	-	-	-	-
Anton Lander	38	6	14	20	14	-12	61	-	-	-	-	-	-	-
Oscar Klefbom	60	2	18	20	4	-21	98	-	-	-	-	-	-	-
X - David Perron	38	5	14	19	20	-17	74	-	-	-	-	-	-	-
Matt Hendricks	71	8	8	16	76	-14	103	-	-	-	-	-	-	-
X - Jeff Petry	59	4	11	15	32	-25	103	-	-	-	-	-	-	-
Andrew Ference	70	3	11	14	39	-17	58	-	-	-	-	-	-	-
Boyd Gordon	68	6	7	13	17	-5	65	-	-	-	-	-	-	-
Matt Fraser	(BOS)	24	3	0	3	7	-5	29	-	-	-	-	-	-
	(EDM)	36	5	4	9	10	-11	63	-	-	-	-	-	-
	(TOT)	60	8	4	12	17	-16	92	-	-	-	-	-	-
X - Mark Arcobello	36	7	5	12	12	-7	54	-	-	-	-	-	-	-
Nikita Nikitin	42	4	6	10	12	-12	80	-	-	-	-	-	-	-
Rob Klunkhammer	(ARI)	19	3	0	3	4	3	23	-	-	-	-	-	-
	(PIT)	10	1	2	3	0	0	10	-	-	-	-	-	-
	(EDM)	40	1	2	3	23	-7	31	-	-	-	-	-	-
	(TOT)	69	5	4	9	27	-4	64	-	-	-	-	-	-
Leon Draisaitl	37	2	7	9	4	-17	49	-	-	-	-	-	-	-
Mark Fayne	74	2	6	8	14	-21	78	-	-	-	-	-	-	-
Andrew Miller	9	1	5	6	0	-2	14	-	-	-	-	-	-	-
Martin Marincin	41	1	4	5	16	-4	38	-	-	-	-	-	-	-
Steven Pinizzotto	18	2	2	4	30	1	15	-	-	-	-	-	-	-
Jesse Joensuu	20	2	2	4	14	-8	18	-	-	-	-	-	-	-
Luke Gazdic	40	2	1	3	43	-4	26	-	-	-	-	-	-	-
Brad Hunt	11	1	2	3	0	-6	20	-	-	-	-	-	-	-
Iiro Pakarinen	17	1	2	3	2	-4	34	-	-	-	-	-	-	-
Tyler Pitlick	17	2	0	2	4	-3	18	-	-	-	-	-	-	-
Ryan Hamilton	16	1	1	2	6	-8	12	-	-	-	-	-	-	-
David Musil	4	0	2	2	2	-2	3	-	-	-	-	-	-	-
Brandon Davidson	12	1	0	1	0	-5	7	-	-	-	-	-	-	-
Jordan Oesterle	6	0	1	1	0	-4	7	-	-	-	-	-	-	-
Keith Aulie	31	0	1	1	66	-3	25	-	-	-	-	-	-	-
Ben Scrivens (G)	57	0	1	1	4	n/a	n/a	-	-	-	-	-	-	-
Laurent Brossoit (G)	1	0	0	0	0	n/a	n/a	-	-	-	-	-	-	-
Tyler Bunz (G)	1	0	0	0	0	n/a	n/a	-	-	-	-	-	-	-
Curtis Hamilton	1	0	0	0	5	0	0	-	-	-	-	-	-	-
Bogdan Yakimov	1	0	0	0	0	-1	1	-	-	-	-	-	-	-
Darnell Nurse	2	0	0	0	0	-2	2	-	-	-	-	-	-	-
Will Acton	3	0	0	0	5	-2	2	-	-	-	-	-	-	-
Richard Bachman (G)	7	0	0	0	0	n/a	n/a	-	-	-	-	-	-	-
Viktor Fasth (G)	26	0	0	0	0	n/a	n/a	-	-	-	-	-	-	-
Bench	-	-	-	-	10	-	-	-	-	-	-	-	-	-

GOALTENDER	REGULAR SEASON							PLAYOFFS										
	GP	MIN	GA	SO	GAA	SOG	SV%	W	L	OTL	GP	MIN	GA	GAA	SOG	SV%	W	L
Ben Scrivens	57	3228	170	1	3.16	1542	0.890	15	26	11	-	-	-	-	-	-	-	-
Viktor Fasth	26	1336	76	0	3.41	681	0.888	6	15	3	-	-	-	-	-	-	-	-
Richard Bachman	7	317	15	1	2.84	168	0.911	3	2	0	-	-	-	-	-	-	-	-
Laurent Brossoit	1	60	2	0	2.01	51	0.961	0	1	0	-	-	-	-	-	-	-	-
Tyler Bunz	1	20	3	0	9.00	12	0.750	0	0	0	-	-	-	-	-	-	-	-
Empty net goals	-	-	10	-	-	-	-	-	-	-	-	-	-	-	-	-	-	-

X - Denotes did not finish the season with the Oilers

#	DATE	OPP	SCORE		RECORD			
			GF	GA	RES	W	L	OTL
1	0.9	CGY	2	5	L	0	1	0
2	0.11	@ VAN	4	5	L (SO)	0	1	1
3	0.14	@ LAK	1	6	L	0	2	1
4	0.15	@ ARI	4	7	L	0	3	1
5	0.17	VAN	0	2	L	0	4	1
6	0.20	TBL	3	2	W	1	4	1
7	0.22	WSH	3	2	W	2	4	1
8	0.24	CAR	6	3	W	3	4	1
9	0.27	MTL	3	0	W	4	4	1
10	0.29	NSH	1	4	L	4	5	1
11	N. 1	VAN	2	3	L	4	6	1
12	N. 4	@ PHI	1	4	L	4	7	1
13	N. 6	@ BOS	2	5	L	4	8	1
14	N. 7	@ BUF	3	2	W	5	8	1
15	N. 9	@ NYR	3	1	W	6	8	1
16	N. 11	@ NSH	2	3	L	6	9	1
17	N. 13	OTT	3	4	L (OT)	6	9	2
18	N. 16	ARI	1	2	L	6	10	2
19	N. 19	VAN	4	5	L	6	11	2
20	N. 21	NJD	0	2	L	6	12	2
21	N. 22	CHI	1	7	L	6	13	2
22	N. 25	@ DAL	2	3	L	6	14	2
23	N. 27	@ NSH	0	1	L (OT)	6	14	3
24	N. 28	@ STL	3	4	L (OT)	6	14	4
25	D. 1	ARI	2	5	L	6	15	4
26	D. 3	@ WPG	2	3	L (OT)	6	15	5
27	D. 7	SJS	2	1	W	7	15	5
28	D. 9	@ SJS	2	5	L	7	16	5
29	D. 10	@ ANA	1	2	L	7	17	5
30	D. 12	ANA	2	4	L	7	18	5
31	D. 14	NYR	0	2	L	7	19	5
32	D. 16	@ ARI	1	2	L (OT)	7	19	6
33	D. 18	@ SJS	3	4	L	7	20	6
34	D. 21	DAL	5	6	L (SO)	7	20	7
35	D. 23	ARI	1	5	L	7	21	7
36	D. 27	@ CGY	1	4	L	7	22	7
37	D. 30	LAK	3	2	W (SO)	8	22	7
38	D. 31	@ CGY	3	4	L (OT)	8	22	8
39	J. 2	@ COL	1	2	L (SO)	8	22	8
40	J. 4	NYI	5	2	W	9	22	9
41	J. 6	DET	2	4	L	9	23	9
42	J. 9	CHI	5	2	W	10	23	9
43	J. 11	FLA	2	4	L	10	24	9
44	J. 13	@ STL	2	4	L	10	25	9
45	J. 15	@ TBL	2	3	L	10	26	9
46	J. 17	@ FLA	3	2	W (SO)	11	26	9
47	J. 20	@ WSH	5	4	W (SO)	12	26	9
48	J. 27	MIN	1	2	L	12	27	9
49	J. 29	BUF	3	2	W	13	27	9
50	J. 31	@ CGY	2	4	L	13	28	9
51	F. 2	@ SJS	5	4	W (SO)	14	28	9
52	F. 4	PIT	0	2	L	14	29	9
53	F. 7	@ TOR	1	5	L	14	30	9
54	F. 9	@ NJD	2	1	W	15	30	9
55	F. 10	@ NYI	2	3	L	15	31	9
56	F. 12	@ MTL	4	3	W (OT)	16	31	9
57	F. 14	@ OTT	2	7	L	16	32	9
58	F. 16	@ WPG	4	5	L (SO)	16	32	10
59	F. 18	BOS	4	3	W (SO)	17	32	10
60	F. 20	MIN	0	4	L	17	33	10
61	F. 21	ANA	1	2	L	17	34	10
62	F. 24	@ MIN	2	1	W	18	34	10
63	F. 28	STL	1	2	L	18	35	10
64	M. 3	LAK	2	5	L	18	36	10
65	M. 6	@ CHI	1	2	L (SO)	18	36	11
66	M. 8	@ CAR	4	7	L	18	37	11
67	M. 9	@ DET	2	5	L	18	38	11
68	M. 12	@ PIT	4	6	L	18	39	11
69	M. 13	@ CBJ	4	5	L (SO)	18	39	12
70	M. 16	TOR	4	1	W	19	39	12
71	M. 18	CBJ	3	4	L (SO)	19	39	13
72	M. 21	PHI	5	4	W (OT)	20	39	13
73	M. 23	WPG	1	4	L	20	40	13
74	M. 25	COL	4	3	W	21	40	13
75	M. 27	DAL	4	0	W	22	40	13
76	M. 30	@ COL	4	1	W	23	40	13
77	A. 1	@ ANA	4	5	L	23	41	13
78	A. 2	@ LAK	2	8	L	23	42	13
79	A. 4	CGY	0	4	L	23	43	13
80	A. 7	LAK	4	2	W	24	43	13
81	A. 9	SJS	1	3	L	24	44	13
82	A. 11	@ VAN	5	6	L (OT)	24	44	14
<b>TEAM TOTALS</b>			<b>198</b>	<b>283</b>		<b>24</b>	<b>44</b>	<b>14</b>



# EDMONTON OILERS 2015-16 RESULTS & STATISTICS

COACH	REGULAR SEASON						PLAYOFFS					
	GP	W	L	OTL	PTS	GF	GA	GP	W	L	GF	GA
Todd McLellan	82	31	43	8	70	203	245	-	-	-	-	-

7th Pacific Division, 29th Overall, Playoffs: Did Not Qualify.

PLAYER	REGULAR SEASON							PLAYOFFS						
	GP	G	A	PTS	PIM	+/-	SOG	GP	G	A	PTS	PIM	+/-	SOG
Taylor Hall	82	26	39	65	54	-4	286	-	-	-	-	-	-	-
Leon Draisaitl	72	19	32	51	20	-2	133	-	-	-	-	-	-	-
Connor McDavid	45	16	32	48	18	-1	105	-	-	-	-	-	-	-
Jordan Eberle	69	25	22	47	14	-12	173	-	-	-	-	-	-	-
Teddy Purcell	(FLA)	15	3	8	11	2	-2	19	-	-	-	-	-	-
	(EDM)	61	11	21	32	10	-9	130	-	-	-	-	-	-
	(TOT)	76	14	29	43	12	-11	149	-	-	-	-	-	-
Benoit Pouliot	55	14	22	36	30	-6	109	-	-	-	-	-	-	-
Ryan Nugent-Hopkins	55	12	22	34	18	-9	108	-	-	-	-	-	-	-
Andrej Sekera	81	6	24	30	12	-15	155	-	-	-	-	-	-	-
Patrick Maroon	(ANA)	56	4	9	13	54	-13	65	-	-	-	-	-	-
	(EDM)	16	8	6	14	34	6	39	-	-	-	-	-	-
	(TOT)	72	12	15	27	88	-7	104	-	-	-	-	-	-
Mark Letestu	82	10	15	25	10	-21	107	-	-	-	-	-	-	-
Nail Yakupov	60	8	15	23	24	-16	127	-	-	-	-	-	-	-
Lauri Kopikoski	71	10	12	22	10	-17	88	-	-	-	-	-	-	-
Iiro Pakarinen	63	5	8	13	8	-10	76	-	-	-	-	-	-	-
Matt Hendricks	68	5	7	12	82	2	62	-	-	-	-	-	-	-
Oscar Klefbom	30	4	8	12	6	-4	48	-	-	-	-	-	-	-
Brandon Davidson	51	4	7	11	20	7	63	-	-	-	-	-	-	-
X - Justin Schultz	45	3	7	10	14	-22	59	-	-	-	-	-	-	-
Darnell Nurse	69	3	7	10	60	-13	120	-	-	-	-	-	-	-
Zack Kassian	36	3	5	8	114	-7	42	-	-	-	-	-	-	-
Mark Fayne	69	2	5	7	18	-6	61	-	-	-	-	-	-	-
Adam Clendening	(PIT)	9	0	1	1	10	3	11	-	-	-	-	-	-
	(EDM)	20	1	5	6	10	3	32	-	-	-	-	-	-
	(TOT)	29	1	6	7	20	6	43	-	-	-	-	-	-
Eric Gryba	53	1	5	6	75	0	58	-	-	-	-	-	-	-
Jordan Oesterle	17	0	5	5	0	1	24	-	-	-	-	-	-	-
Adam Cracknell	(VAN)	44	5	5	10	14	1	55	-	-	-	-	-	-
	(EDM)	8	0	0	0	6	-2	13	-	-	-	-	-	-
	(TOT)	52	5	5	10	20	-1	68	-	-	-	-	-	-
Adam Pardy	(WPG)	14	0	1	1	8	-3	10	-	-	-	-	-	-
	(EDM)	9	0	3	3	6	-4	12	-	-	-	-	-	-
	(TOT)	23	0	4	4	14	-7	22	-	-	-	-	-	-
Anton Lander	61	1	2	3	18	-9	54	-	-	-	-	-	-	-
Jujhar Khaira	15	0	2	2	13	-2	14	-	-	-	-	-	-	-
Rob Klinkhammer	14	1	0	1	6	-6	10	-	-	-	-	-	-	-
Luke Gazdic	29	1	0	1	24	-6	18	-	-	-	-	-	-	-
Nikita Nikitin	11	0	1	1	8	-5	12	-	-	-	-	-	-	-
Anton Slepyshev	11	0	1	1	2	-5	5	-	-	-	-	-	-	-
X - Anders Nilsson (G)	26	0	1	1	4	n/a	n/a	-	-	-	-	n/a	n/a	-
Griffin Reinhart	29	0	1	1	20	-6	24	-	-	-	-	-	-	-
Cam Talbot (G)	56	0	1	1	0	n/a	n/a	-	-	-	-	n/a	n/a	-
Laurent Brossoit (G)	5	0	0	0	0	n/a	n/a	-	-	-	-	n/a	n/a	-
Andrew Ference	6	0	0	0	6	-4	4	-	-	-	-	-	-	-
Andrew Miller	6	0	0	0	0	-1	3	-	-	-	-	-	-	-
Brad Hunt	7	0	0	0	2	-1	12	-	-	-	-	-	-	-
Bench	-	-	-	-	18	-	-	-	-	-	-	-	-	-
<b>TEAM TOTALS</b>	<b>82</b>	<b>199</b>	<b>343</b>	<b>542</b>	<b>794</b>	<b>-206</b>	<b>2386</b>							

GOALTENDER	REGULAR SEASON							PLAYOFFS										
	GP	MIN	GA	SO	GAA	SOG	SV%	W	L	OTL	GP	MIN	GA	GAA	SOG	SV%	W	L
Cam Talbot	56	3223	137	3	2.55	1648	0.917	21	27	5	-	-	-	-	-	-	-	-
X - Anders Nilsson	26	1413	74	0	3.14	745	0.901	10	12	2	-	-	-	-	-	-	-	-
Laurent Brossoit	5	300	18	0	3.61	142	0.873	0	4	1	-	-	-	-	-	-	-	-
Empty net goals	-	-	13	-	-	-	-	-	-	-	-	-	-	-	-	-	-	-
<b>TEAM TOTALS</b>	<b>82</b>	<b>4981</b>	<b>242</b>	<b>3</b>	<b>2.91</b>	<b>2548</b>	<b>0.905</b>	<b>31</b>	<b>43</b>	<b>8</b>								

## GAME-BY-GAME RESULTS

#	DATE	OPP	GF	GA	SCORE		RECORD		
					RES	W	L	OTL	
1	0.8	@ STL	1	3	L	0	1	0	0
2	0.10	@ NSH	0	2	L	0	2	0	0
3	0.13	@ DAL	2	4	L	0	3	0	0
4	0.15	STL	2	4	L	0	4	0	0
5	0.17	@ CGY	5	2	W	1	4	0	0
6	0.18	@ VAN	2	1	W	(OT)	2	4	0
7	0.21	DET	3	1	W	3	4	0	0
8	0.23	WSH	4	7	L	3	5	0	0
9	0.25	LAK	2	3	L	3	6	0	0
10	0.27	@ MIN	3	4	L	3	7	0	0
11	0.29	MTL	4	3	W	4	7	0	0
12	0.31	CGY	4	5	L	4	8	0	0
13	N.3	PHI	4	2	W	5	8	0	0
14	N.6	PIT	1	2	L	5	9	0	0
15	N.8	@ CHI	2	4	L	5	10	0	0
16	N.11	@ ANA	4	3	W	(OT)	6	10	0
17	N.12	@ ARI	1	4	L	6	11	0	0
18	N.14	@ LAK	3	4	L	6	12	0	0
19	N.18	CHI	3	4	L	(OT)	6	12	1
20	N.20	NJD	5	1	W	7	12	1	0
21	N.23	@ WSH	0	1	L	7	13	1	0
22	N.25	@ CAR	1	4	L	7	14	1	0
23	N.27	@ DET	3	2	L	(OT)	7	14	2
24	N.28	@ PIT	3	2	W	(SO)	8	14	2
25	N.30	@ TOR	0	3	L	8	15	2	0
26	D.2	BOS	3	2	W	(SO)	9	15	2
27	D.4	DAL	2	1	W	(OT)	10	15	2
28	D.6	BUF	4	2	W	11	15	2	0
29	D.9	SJS	4	3	W	(OT)	12	15	2
30	D.11	NVR	7	5	W	13	15	2	0
31	D.14	@ BOS	3	2	W	(OT)	14	15	2
32	D.15	@ NYR	2	4	L	14	16	2	0
33	D.17	@ CHI	0	4	L	14	17	2	0
34	D.19	@ COL	1	5	L	14	18	2	0
35	D.21	WPG	3	1	W	15	18	2	0
36	D.26	@ VAN	1	2	L	(OT)	15	18	3
37	D.27	@ CGY	3	5	L	15	19	3	0
38	D.29	LAK	2	5	L	15	20	3	0
39	D.31	ANA	0	1	L	15	21	3	0
40	J.2	ARI	4	3	W	(SO)	16	21	3
41	J.4	CAR	1	0	W	(OT)	17	21	3
42	J.8	TBL	2	3	L	17	22	3	0
43	J.10	FLA	1	2	L	17	23	3	0
44	J.12	@ ARI	3	4	L	(OT)	17	23	4
45	J.14	@ SJS	1	2	L	(SO)	17	23	5
46	J.16	CGY	2	1	W	(SO)	18	23	5
47	J.18	@ FLA	4	2	W	19	23	5	0
48	J.19	@ TBL	4	6	L	19	24	5	0
49	J.21	@ DAL	2	3	L	19	25	5	0
50	J.23	NSH	1	4	L	19	26	5	0
51	F.2	CBJ	5	1	W	20	26	5	0
52	F.4	@ OTT	7	2	W	21	26	5	0
53	F.6	@ MTL	1	5	L	21	27	5	0
54	F.7	@ NYI	1	8	L	21	28	5	0
55	F.9	@ NJD	1	2	L	21	29	5	0
56	F.11	TOR	5	2	W	22	29	5	0
57	F.13	WPG	1	2	L	(SO)	22	29	6
58	F.16	ANA	3	5	L	22	30	6	0
59	F.18	MIN	2	5	L	22	31	6	0
60	F.20	COL	2	3	L	22	32	6	0
61	F.23	OTT	1	4	L	22	33	6	0
62	F.25	@ LAK	1	2	L	22	34	6	0
63	F.26	@ ANA	1	2	L	(OT)	22	34	7
64	F.28	NYI	3	1	W	23	34	7	0
65	M.1	@ BUF	2	1	W	(OT)	24	34	7
66	M.3	@ PHI	4	0	W	25	34	7	0
67	M.4	@ CBJ	3	6	L	25	35	7	0
68	M.6	@ WPG	2	1	W	26	35	7	0
69	M.8	SJS	0	3	L	26	36	7	0
70	M.10	@ MIN	2	1	W	27	36	7	0
71	M.12	ARI	0	4	L	27	37	7	0
72	M.14	NSH	2	3	L	27	38	7	0
73	M.16	STL	6	4	W	28	38	7	0
74	M.18	VAN	2	0	W	29	38	7	0
75	M.20	COL	2	3	L	29	39	7	0
76	M.22	@ ARI	2	4	L	29	40	7	0
77	M.24	@ SJS	6	3	W	30	40	7	0
78	M.26	@ LAK	1	2	L	30	41	7	0
79	M.28	ANA	1	6	L	30	42	7	0
80	A.2	CGY	0	5	L	30	43	7	0
81	A.6	VAN	6	2	W	31	43	7	0
82	A.9	@ VAN	3	4	L	(SO)	31	43	8
<b>TEAM TOTALS</b>			<b>203</b>	<b>245</b>		<b>31</b>	<b>43</b>	<b>8</b>	

X - Denotes did not finish the season with the Oilers



# EDMONTON OILERS 2016-17 RESULTS & STATISTICS

COACH	REGULAR SEASON						PLAYOFFS					
	GP	W	L	OTL	PTS	GF	GA	GP	W	L	GF	GA
Todd McLellan	82	47	26	9	103	247	212	13	7	6	36	35

2nd Pacific Division, 8th Overall; Playoffs: Won first round 4-2 vs. San Jose;  
Lost second round 4-3 to Anaheim

PLAYER	REGULAR SEASON							PLAYOFFS						
	GP	G	A	PTS	PIM	+/-	SOG	GP	G	A	PTS	PIM	+/-	SOG
Connor McDavid	82	30	70	100	26	27	251	13	5	4	9	2	3	37
Leon Draisaitl	82	29	48	77	20	7	172	13	6	10	16	19	8	22
Jordan Eberle	82	20	31	51	16	3	208	13	0	2	2	2	-6	22
Milan Lucic	82	23	27	50	50	-3	175	13	2	4	6	20	-5	17
Ryan Nugent-Hopkins	82	18	25	43	29	-10	200	13	0	4	4	2	-3	33
Patrick Maroon	81	27	15	42	95	13	178	13	3	5	8	28	2	33
Oscar Klefbom	82	12	26	38	6	7	201	12	2	3	5	0	-2	25
Mark Letestu	78	16	19	35	17	-2	120	13	5	6	11	2	-4	33
Andrej Sekera	80	8	27	35	18	14	128	11	1	2	3	2	-1	18
Zack Kassian	79	7	17	24	101	4	110	13	3	0	3	27	1	19
Adam Larsson	79	4	15	19	55	21	85	13	2	4	6	4	-4	15
Drake Caggiula	60	7	11	18	16	3	93	13	3	0	3	25	0	22
Matt Benning	62	3	12	15	29	8	69	12	0	3	3	12	3	9
Benoit Pouliot	67	8	6	14	34	-5	77	13	0	0	0	4	-2	18
David Desharnais (MTL)	31	4	6	10	6	5	30	-	-	-	-	-	-	-
(EDM)	18	2	2	4	6	-1	16	13	1	3	4	0	3	6
(TOT)	49	6	8	14	12	4	46	13	1	3	4	0	3	6
Kris Russell	68	1	12	13	23	5	68	13	0	4	4	4	2	16
Tyler Pitlick	31	8	3	11	6	0	54	-	-	-	-	-	-	-
Darnell Nurse	44	5	6	11	33	0	85	13	0	2	2	6	0	18
Anton Slepyshev	41	4	6	10	4	5	55	12	3	0	3	4	1	16
Jesse Puljujarvi	28	1	7	8	10	5	41	-	-	-	-	-	-	-
Matt Hendricks	42	4	3	7	29	-3	42	-	-	-	-	-	-	-
Eric Gryba	40	2	4	6	65	-5	45	3	0	0	0	4	-1	0
Iiro Pakarinen	14	2	2	4	2	2	15	1	0	0	0	0	-1	0
Anton Lander	22	1	3	4	6	2	12	-	-	-	-	-	-	-
Mark Fayne	4	0	2	2	0	1	4	-	-	-	-	-	-	-
Jujhar Khaira	10	1	0	1	2	1	10	-	-	-	-	-	-	-
X - Brandon Davidson	28	0	1	1	16	1	29	-	-	-	-	-	-	-
Jordan Oesterle	2	0	0	0	0	-1	2	-	-	-	-	-	-	-
Dillon Simpson	3	0	0	0	2	0	2	-	-	-	-	-	-	-
X - Taylor Beck	3	0	0	0	4	-1	0	-	-	-	-	-	-	-
Jonas Gustavsson (G)	7	0	0	0	0	n/a	n/a	-	-	-	-	n/a	n/a	-
Laurent Brossoit (G)	8	0	0	0	0	n/a	n/a	1	0	0	0	0	n/a	n/a
Cam Talbot (G)	73	0	0	0	4	n/a	n/a	13	0	1	1	0	n/a	n/a
Griffin Reinhart	-	-	-	-	-	-	-	1	0	1	1	0	0	1
Bench	-	-	-	-	14	-	-	-	-	-	-	6	-	-

GOALTENDER	REGULAR SEASON							PLAYOFFS											
	GP	MIN	GA	SO	GAA	SOG	SV%	W	L	OTL	GP	MIN	GA	SO	GAA	SOG	SV%	W	L
Cam Talbot	73	4294	171	7	2.39	2117	0.919	42	22	8	13	799	33	2.48	437	0.924	7	6	
Laurent Brossoit	8	332	11	0	1.99	153	0.928	4	1	0	1	27	2	4.42	8	0.750	0	0	
Jonas Gustavsson	7	329	17	0	3.10	139	0.878	1	3	1	-	-	-	-	-	-	-	-	
Empty net goals	-	-	8	-	-	-	-	-	-	-	-	0	-	-	-	-	-	-	-

#	DATE	OPP	SCORE			RECORD		
			GF	GA	RES	W	L	OTL
1	0.12	@ CGY	7	4	W	1	0	0
2	0.14	@ CGY	5	3	W	2	0	0
3	0.16	BUF	2	6	L	2	1	0
4	0.18	CAR	3	2	W	3	1	0
5	0.20	STL	3	1	W	4	1	0
6	0.23	@ WPG	3	0	W	5	1	0
7	0.26	WSH	4	1	W	6	1	0
8	0.28	@ VAN	2	0	W	7	1	0
9	0.30	OTT	0	2	L	7	2	0
10	N.1	@ TOR	2	3	L (OT)	7	2	1
11	N.3	@ NYR	3	5	L	7	3	1
12	N.5	@ NYI	4	3	W (SO)	8	3	1
13	N.6	@ DET	2	1	W	9	3	1
14	N.8	@ PIT	3	4	L	9	4	1
15	N.11	DAL	2	3	L	9	5	1
16	N.13	NYR	1	3	L	9	6	1
17	N.15	@ ANA	1	4	L	9	7	1
18	N.17	@ LAK	2	4	L	9	8	1
19	N.19	@ DAL	5	2	W	10	8	1
20	N.21	CHI	5	0	W	11	8	1
21	N.23	@ COL	6	3	W	12	8	1
22	N.25	@ ARI	2	3	L (SO)	12	8	2
23	N.27	ARI	1	2	L	12	9	2
24	N.29	TOR	2	4	L	12	10	2
25	D.1	@ WPG	6	3	W	13	10	2
26	D.3	ANA	3	2	W (OT)	14	10	2
27	D.4	MIN	1	2	L (OT)	14	10	3
28	D.6	@ BUF	3	4	L (OT)	14	10	4
29	D.8	@ PHI	5	6	L	14	11	4
30	D.9	@ MIN	2	3	L (SO)	14	11	5
31	D.11	WPG	3	2	W	15	11	5
32	D.13	CBJ	1	3	L	15	12	5
33	D.17	TBL	3	2	W (SO)	16	12	5
34	D.19	@ STL	3	2	W	17	12	5
35	D.21	@ ARI	3	2	W	18	12	5
36	D.23	@ SJS	3	3	L (OT)	18	12	6
37	D.29	LAK	3	1	W	19	12	6
38	D.31	VAN	2	3	L (SO)	19	12	7
39	J.3	@ CBJ	1	3	L	19	13	7
40	J.5	@ BOS	4	3	W	20	13	7
41	J.7	@ NJD	2	1	W (OT)	21	13	7
42	J.8	@ OTT	3	5	L	21	14	7
43	J.10	SJS	3	5	L	21	15	7
44	J.12	NJD	3	2	W (OT)	22	15	7
45	J.14	CGY	2	1	W (SO)	23	15	7
46	J.16	ARI	3	1	W	24	15	7
47	J.18	FLA	4	3	W (OT)	25	15	7
48	J.20	NSH	2	3	L (SO)	25	15	8
49	J.21	@ CGY	7	3	W	26	15	8
50	J.25	@ ANA	4	0	W	27	15	8
51	J.26	@ SJS	4	1	W	28	15	8
52	J.31	MIN	2	5	L	28	16	8
53	F.2	@ NSH	0	2	L	28	17	8
54	F.3	@ CAR	1	2	L	28	18	8
55	F.5	@ MTL	1	0	W (SO)	29	18	8
56	F.11	CHI	1	5	L	29	19	8
57	F.14	ARI	5	2	W	30	19	8
58	F.16	PHI	6	3	W	31	19	8
59	F.18	@ CHI	1	1	W	32	19	8
60	F.21	@ TBL	1	4	L	32	20	8
61	F.22	@ FLA	4	3	W	33	20	8
62	F.24	@ WSH	1	2	L	33	21	8
63	F.26	@ NSH	4	5	L	33	22	8
64	F.28	@ STL	2	1	W	34	22	8
65	M.4	DET	4	3	W	35	22	8
66	M.7	NYI	1	4	L	35	23	8
67	M.10	PIT	2	3	L (SO)	35	23	9
68	M.12	MTL	1	4	L	35	24	9
69	M.14	DAL	7	1	W	36	24	9
70	M.16	BOS	7	4	W	37	24	9
71	M.18	VAN	2	0	W	38	24	9
72	M.20	LAK	2	0	W	39	24	9
73	M.22	@ ANA	3	4	L	39	25	9
74	M.23	@ COL	7	4	W	40	25	9
75	M.25	COL	4	1	W	41	25	9
76	M.28	LAK	2	1	W	42	25	9
77	M.30	SJS	3	2	W	43	25	9
78	A.1	ANA	3	2	W (OT)	44	25	9
79	A.4	@ LAK	4	6	L	44	26	9
80	A.6	@ SJS	4	2	W	45	26	9
81	A.8	@ VAN	3	2	W	46	26	9
82	A.9	VAN	5	2	W	47	26	9
<b>TEAM TOTALS</b>			<b>247</b>	<b>212</b>		<b>47</b>	<b>26</b>	<b>9</b>

X - Denotes did not finish the season with the Oilers



# EDMONTON OILERS 2017-18 RESULTS & STATISTICS

COACH	REGULAR SEASON						PLAYOFFS					
	GP	W	L	OTL	PTS	GF	GA	GP	W	L	GF	GA
Todd McLellan	82	36	40	6	78	234	263	-	-	-	-	-

7th Pacific Division, 29th Overall, Playoffs: Did Not Qualify.

PLAYER	REGULAR SEASON							PLAYOFFS						
	GP	G	A	PTS	PIM	+/-	SOG	GP	G	A	PTS	PIM	+/-	SOG
Connor McDavid	82	41	67	108	26	20	274	-	-	-	-	-	-	-
Leon Draisaitl	78	25	45	70	30	-7	194	-	-	-	-	-	-	-
Ryan Nugent-Hopkins	62	24	24	48	20	10	151	-	-	-	-	-	-	-
Ryan Strome	82	13	21	34	33	-4	147	-	-	-	-	-	-	-
Milan Lucic	82	10	24	34	80	-12	147	-	-	-	-	-	-	-
X - Patrick Maroon	57	14	16	30	60	5	121	-	-	-	-	-	-	-
Michael Cammalleri (LA)	15	3	4	7	4	1	24	-	-	-	-	-	-	-
(EDM)	51	4	18	22	14	-4	104	-	-	-	-	-	-	-
(TOT)	66	7	22	29	18	-3	128	-	-	-	-	-	-	-
Darnell Nurse	82	6	20	26	67	15	194	-	-	-	-	-	-	-
Juhar Khaira	69	11	10	21	47	-7	73	-	-	-	-	-	-	-
Matt Benning	73	6	15	21	49	5	111	-	-	-	-	-	-	-
Oscar Klefbom	66	5	16	21	18	-12	203	-	-	-	-	-	-	-
Kris Russell	78	4	17	21	8	-7	90	-	-	-	-	-	-	-
Drake Caggiula	67	13	7	20	37	-13	104	-	-	-	-	-	-	-
Jesse Puljujarvi	65	12	8	20	14	-1	136	-	-	-	-	-	-	-
X - Mark Letestu	60	8	11	19	10	-17	95	-	-	-	-	-	-	-
Zack Kassian	74	7	12	19	92	-8	86	-	-	-	-	-	-	-
Pontus Aberg (NSH)	37	2	6	8	8	8	39	-	-	-	-	-	-	-
(EDM)	16	2	6	8	2	1	31	-	-	-	-	-	-	-
(TOT)	53	4	12	16	10	9	70	-	-	-	-	-	-	-
Adam Larsson	63	4	9	13	34	10	92	-	-	-	-	-	-	-
Anton Slepyshev	50	6	6	12	8	-4	73	-	-	-	-	-	-	-
Ty Rattie	14	5	4	9	2	1	32	-	-	-	-	-	-	-
Yohann Auutu	33	3	6	9	8	4	69	-	-	-	-	-	-	-
Andrej Sekera	36	0	8	8	6	-15	36	-	-	-	-	-	-	-
X - Brandon Davidson	23	3	1	4	10	-2	28	-	-	-	-	-	-	-
Ethan Bear	18	1	3	4	10	-11	20	-	-	-	-	-	-	-
Iiro Pakarinen	40	2	1	3	6	1	50	-	-	-	-	-	-	-
Kailer Yamamoto	9	0	3	3	2	-2	23	-	-	-	-	-	-	-
Eric Gryba	21	0	2	2	31	4	19	-	-	-	-	-	-	-
Al Montoya (G) (MTL)	4	0	1	1	0	n/a	n/a	-	-	-	-	-	-	-
(EDM)	9	0	1	1	0	n/a	n/a	-	-	-	-	-	n/a	n/a
(TOT)	13	0	2	2	0	n/a	n/a	-	-	-	-	-	-	-
Laurent Brossoit (G)	14	0	1	1	0	n/a	n/a	-	-	-	-	-	n/a	n/a
X - Jussi Jokinen	14	0	1	1	2	-3	22	-	-	-	-	-	-	-
Cam Talbot (G)	67	0	1	1	8	n/a	n/a	-	-	-	-	-	n/a	n/a
Brad Malone	7	0	0	0	6	0	9	-	-	-	-	-	-	-
X - Nathan Walker	2	0	0	0	2	-1	2	-	-	-	-	-	-	-
Keegan Lowe	2	0	0	0	0	-1	4	-	-	-	-	-	-	-
Bench	-	-	-	-	10	-	-	-	-	-	-	-	-	-

GOALTENDER	REGULAR SEASON							PLAYOFFS											
	GP	MIN	GA	SO	GAA	SOG	SV%	W	L	OTL	GP	MIN	GA	GAA	SOG	SV%	W	L	
Cam Talbot	67	3730	188	1	3.02	2036	0.908	31	31	3	-	-	-	-	-	-	-	-	-
Laurent Brossoit	14	740	40	0	3.24	343	0.883	3	7	1	-	-	-	-	-	-	-	-	-
Al Montoya (MTL)	4	223	14	0	3.77	102	0.863	2	1	0	-	-	-	-	-	-	-	-	-
(EDM)	9	469	23	0	2.94	244	0.906	2	2	2	-	-	-	-	-	-	-	-	-
(TOT)	13	692	37	0	3.21	346	0.893	4	3	2	-	-	-	-	-	-	-	-	-
Empty net goals	-	-	11	-	-	-	-	-	-	-	-	-	-	-	-	-	-	-	-

#	DATE	OPP	SCORE		RECORD		RES	W	L	OTL
			GF	GA	W	L				
1	0.4	CGY	3	0	W	1	0	0		
2	0.7	@VAN	2	3	L	1	1	0		
3	0.9	WPG	2	5	L	1	2	0		
4	Q.14	OTT	1	6	L	1	3	0		
5	Q.17	CAR	3	5	L	1	4	0		
6	Q.19	@CHI	2	1	W	2	4	0		
7	Q.21	@PHI	1	2	L	2	5	0		
8	Q.24	@PIT	1	2	L (OT)	2	5	1		
9	Q.26	DAL	5	4	W	3	5	1		
10	Q.28	WSH	2	3	L	3	6	1		
11	N.1	PIT	2	5	L	3	7	1		
12	N.3	NUJ	6	3	W	4	7	1		
13	N.5	DET	0	4	L	4	8	1		
14	N.7	@NYI	2	1	W	5	8	1		
15	N.9	@NJD	3	2	W	6	8	1		
16	N.11	@NYR	2	4	L	6	9	1		
17	N.12	@WSH	1	2	L (SO)	6	9	2		
18	N.14	VGK	8	2	W	7	9	2		
19	N.16	STL	1	4	L	7	10	2		
20	N.18	@DAL	3	6	L	7	11	2		
21	N.21	@STL	3	8	L	7	12	2		
22	N.22	@DET	6	2	W	8	12	2		
23	N.24	@BUF	1	3	L	8	13	2		
24	N.26	@BOS	4	2	W	9	13	2		
25	N.28	ARI	3	2	W	10	13	2		
26	N.30	TOR	4	6	L	10	14	2		
27	D.2	@CGY	7	5	W	11	14	2		
28	D.6	PHI	2	4	L	11	15	2		
29	D.9	@MTI	6	2	W	12	15	2		
30	D.10	@TOR	0	1	L	12	16	2		
31	D.12	@CBJ	7	2	W	13	16	2		
32	D.14	NSH	0	4	L	13	17	2		
33	D.16	@MIN	3	2	W	14	17	2		
34	D.18	SJS	5	3	W	15	17	2		
35	D.21	STL	3	2	W	16	17	2		
36	D.23	MTL	4	1	W	17	17	2		
37	D.27	@WPG	3	4	L	17	18	2		
38	D.29	CHI	3	4	L (OT)	17	18	3		
39	D.31	WPG	0	5	L	17	19	3		
40	J.2	LAK	0	5	L	17	20	3		
41	J.4	ANA	2	1	W (SO)	18	20	3		
42	J.6	@DAL	1	5	L	18	21	3		
43	J.7	@CHI	1	4	L	18	22	3		
44	J.9	@NSH	1	2	L	18	23	3		
45	J.12	@ARI	4	2	W	19	23	3		
46	J.13	@VGK	3	2	W	20	23	3		
47	J.20	VAN	5	2	W	21	23	3		
48	J.23	BUF	0	5	L	21	24	3		
49	J.25	CGY	4	3	W (SO)	22	24	3		
50	F.1	COL	3	4	L (OT)	22	24	4		
51	F.5	TBL	6	2	W	23	24	4		
52	F.7	@LAK	2	5	L	23	25	4		
53	F.9	@ANA	2	3	L	23	26	4		
54	F.10	@SJS	4	6	L	23	27	4		
55	F.12	FLA	5	7	L	23	28	4		
56	F.15	@VGK	1	4	L	23	29	4		
57	F.17	@ARI	0	1	L	23	30	4		
58	F.18	@COL	4	2	W	24	30	4		
59	F.20	BOS	2	3	L	24	31	4		
60	F.22	COL	3	2	W	25	31	4		
61	F.24	@LAK	4	3	W	26	31	4		
62	F.25	@ANA	6	5	W (SO)	27	31	4		
63	F.27	@SJS	2	5	L	27	32	4		
64	M.1	NSH	2	4	L	27	33	4		
65	M.3	NYR	2	3	L	27	34	4		
66	M.5	ARI	4	3	W	28	34	4		
67	M.8	NYI	2	1	W (SO)	29	34	4		
68	M.10	MIN	4	1	W	30	34	4		
69	M.13	@CGY	0	1	L	30	35	4		
70	M.14	SJS	3	4	L (OT)	30	35	5		
71	M.17	@FLA	4	2	W	31	35	5		
72	M.18	@TBL	1	3	L	31	36	5		
73	M.20	@CAR	7	3	W	32	36	5		
74	M.22	@OTT	6	2	W	33	36	5		
75	M.24	LAK	3	2	W	34	36	5		
76	M.25	ANA	4	5	L (OT)	34	36	6		
77	M.27	CBJ	3	7	L	34	37	6		
78	M.29	@VAN	1	2	L	34	38	6		
79	M.31	@CGY	2	3	L	34	39	6		
80	A.2	@MIN	0	3	L	34	40	6		
81	A.5	VGK	4	3	W	35	40	6		
82	A.7	VAN	3	2	W (SO)	36	40	6		
<b>TEAM TOTALS</b>			<b>234</b>	<b>263</b>		<b>36</b>	<b>40</b>	<b>6</b>		

X - Denotes did not finish the season with the Oilers



# EDMONTON OILERS 2018-19 RESULTS & STATISTICS

COACH	REGULAR SEASON							PLAYOFFS				
	GP	W	L	OTL	PTS	GF	GA	GP	W	L	GF	GA
Ken Hitchcock (26-28-8); Todd McLellan (9-10-1)	92	35	38	9	79	232	274	-	-	-	-	-

7th Pacific Division, 25th Overall. Playoffs: Did Not Qualify

PLAYER	REGULAR SEASON							PLAYOFFS							
	GP	G	A	PTS	PIM	+/-	SOG	GP	G	A	PTS	PIM	+/-	SOG	
Connor McDavid	78	41	75	116	20	3	240	-	-	-	-	-	-	-	
Leon Draisaitl	82	50	55	105	52	2	231	-	-	-	-	-	-	-	
Ryan Nugent-Hopkins	82	28	41	69	26	-13	208	-	-	-	-	-	-	-	
Darnell Nurse	82	10	31	41	87	-5	196	-	-	-	-	-	-	-	
Alex Chiasson	73	22	16	38	32	-1	123	-	-	-	-	-	-	-	
Oscar Klefbom	61	5	23	28	16	-11	167	-	-	-	-	-	-	-	
Zack Kassian	79	15	11	26	102	-6	111	-	-	-	-	-	-	-	
Milan Lucic	79	6	14	20	91	-9	74	-	-	-	-	-	-	-	
Adam Larsson	82	3	17	20	44	-28	117	-	-	-	-	-	-	-	
Juhar Khaira	60	3	15	18	43	-12	64	-	-	-	-	-	-	-	
Matt Benning	70	5	12	17	33	11	94	-	-	-	-	-	-	-	
Kris Russell	72	3	13	16	27	5	63	-	-	-	-	-	-	-	
Sam Gagner	(VAN) (EDM) (TOT)	7 25 32	1 5 6	2 5 7	3 10 13	4 -3 14	-3 51 -6	17 58 68	-	-	-	-	-	-	-
X - Drake Caggiola	29	7	4	11	16	-8	49	-	-	-	-	-	-	-	
Ty Rattie	50	4	7	11	4	-2	84	-	-	-	-	-	-	-	
Tobias Rieder	67	0	11	11	8	-8	92	-	-	-	-	-	-	-	
Kyle Brodziak	70	6	3	9	33	-14	74	-	-	-	-	-	-	-	
Jesse Puljujarvi	46	4	5	9	16	-14	53	-	-	-	-	-	-	-	
Colby Cave	(BOS) (EDM) (TOT)	20 33 53	1 2 3	4 1 5	5 3 8	8 -4 16	-4 40 -8	18 40 58	-	-	-	-	-	-	-
Caleb Jones	17	1	5	6	6	-9	21	-	-	-	-	-	-	-	
Josh Currie	21	2	3	5	2	2	19	-	-	-	-	-	-	-	
Andrej Sekera	24	0	4	4	6	3	28	-	-	-	-	-	-	-	
Brandon Manning	(CHI) (EDM) (TOT)	27 12 39	1 1 2	2 0 2	3 1 4	21 -1 25	-14 10 -15	23 10 33	-	-	-	-	-	-	-
X - Ryan Spooner	25	2	1	3	2	-6	25	-	-	-	-	-	-	-	
Kevin Gravel	36	0	3	3	4	-2	44	-	-	-	-	-	-	-	
Joseph Gambardella	15	0	3	3	2	2	7	-	-	-	-	-	-	-	
X - Ryan Strome	18	1	1	2	14	-1	30	-	-	-	-	-	-	-	
Kailer Yamamoto	17	1	1	2	2	-6	13	-	-	-	-	-	-	-	
X - Chris Wideman	5	0	2	2	4	-2	6	-	-	-	-	-	-	-	
Alex Petrovic	(FLA) (EDM) (TOT)	26 9 35	0 0 2	1 1 2	1 1 2	24 -7 -15	-8 7 47	40 7 16	-	-	-	-	-	-	-
X - Jason Garrison	17	1	0	1	8	1	17	-	-	-	-	-	-	-	
Evan Bouchard	7	1	0	1	5	-5	10	-	-	-	-	-	-	-	
Brad Malone	16	0	0	0	4	0	13	-	-	-	-	-	-	-	
X - Valentin Zykov	5	0	0	0	2	-1	0	-	-	-	-	-	-	-	
Patrick Russell	6	0	0	0	2	0	6	-	-	-	-	-	-	-	
Cooper Marody	6	0	0	0	0	-1	6	-	-	-	-	-	-	-	
Bench					18										

GOALTENDER	REGULAR SEASON							PLAYOFFS										
	GP	MIN	GA	SO	GAA	SOG	SV%	W	L	OTL	GP	MIN	GA	GAA	SOG	SV%	W	L
Mikko Koskinen	55	2992	146	4	2.93	1551	0.906	25	21	6	-	-	-	-	-	-	-	-
X - Cam Talbot	31	1695	95	1	3.36	888	0.893	10	15	3	-	-	-	-	-	-	-	-
Anthony Stolarz (PHI)	12	630	35	1	3.33	358	0.902	4	3	3	-	-	-	-	-	-	-	-
(EDM)	6	239	15	0	3.77	145	0.897	0	2	0	-	-	-	-	-	-	-	-
(TOT)	18	869	50	1	3.45	503	0.901	4	5	3	-	-	-	-	-	-	-	-
Empty net goals	-	-	15	-	-	-	-	-	-	-	-	-	-	-	-	-	-	-

X - Denotes did not finish the season with the Oilers

#	DATE	OPP	SCORE			RECORD		
			GF	GA	RES	W	L	OTL
1	10/06/18	NJD	2	5	L	0	1	0
2	10/11/18	BOS	1	4	L	0	2	0
3	10/13/18	NYR	2	1	W	1	2	0
4	10/16/18	WPG	5	4	W	2	2	0
5	10/18/18	BOS	3	2	W	3	2	0
6	10/20/18	NSH	0	3	L	3	3	0
7	10/23/18	PIT	5	6	L (OT)	3	3	1
8	10/25/18	WSH	4	1	W	4	3	1
9	10/27/18	NSH	5	3	W	5	3	1
10	10/28/18	CHI	2	1	W	6	3	1
11	10/30/18	MIN	3	4	L	6	4	1
12	11/01/18	CHI	4	0	W	7	4	1
13	11/03/18	DET	4	3	W	8	4	1
14	11/05/18	WSH	2	4	L	8	5	1
15	11/06/18	TBL	2	5	L	8	6	1
16	11/08/18	FLA	1	4	L	8	7	1
17	11/11/18	COL	1	4	L	8	8	1
18	11/13/18	MTL	6	2	W	9	8	1
19	11/17/18	CGY	2	4	L	9	9	1
20	11/18/18	VGK	3	6	L	9	10	1
21	11/20/18	SJS	4	3	W	10	10	1
22	11/23/18	ANA	1	2	L (OT)	10	10	2
23	11/25/18	LAK	2	5	L	10	11	2
24	11/27/18	DAL	1	0	W	11	11	2
25	11/29/18	LAK	3	2	W	12	11	2
26	12/01/18	VGK	2	1	W	13	11	2
27	12/03/18	DAL	1	4	L	13	12	2
28	12/05/18	STL	3	2	W	14	12	2
29	12/07/18	MIN	7	2	W	15	12	2
30	12/09/18	CGY	1	0	W	16	12	2
31	12/11/18	COL	6	4	W	17	12	2
32	12/13/18	WPG	4	5	L (OT)	17	12	3
33	12/14/18	PHI	4	1	W	18	12	3
34	12/16/18	VAN	2	4	L	18	13	3
35	12/18/18	STL	1	4	L	18	14	3
36	12/22/18	TBL	3	6	L	18	15	3
37	12/27/18	VAN	2	4	L	18	16	3
38	12/29/18	SJS	4	7	L	18	17	3
39	12/31/18	WPG	3	4	L	18	18	3
40	1/02/19	ARI	3	1	W	19	18	3
41	1/05/19	LAK	0	4	L	19	19	3
42	1/06/19	ANA	4	0	W	20	19	3
43	1/08/19	SJS	2	7	L	20	20	3
44	1/10/19	FLA	4	3	W	21	20	3
45	1/12/19	ARI	2	3	L	21	21	3
46	1/14/19	BUF	7	2	W	22	21	3
47	1/16/19	VAN	3	2	W	23	21	3
48	1/19/19	CGY	2	5	L	23	22	3
49	1/20/19	CAR	4	7	L	23	23	3
50	1/22/19	DET	2	3	L	23	24	3
51	2/02/19	PHI	4	5	L (OT)	23	24	4
52	2/03/19	MTL	3	4	L (OT)	23	24	5
53	2/05/19	CHI	2	6	L	23	25	5
54	2/07/19	MIN	4	1	W	24	25	5
55	2/09/19	SJS	2	5	L	24	26	5
56	2/13/19	PIT	1	3	L	24	27	5
57	2/15/19	CAR	1	3	L	24	28	5
58	2/16/19	NYI	2	5	L	24	29	5
59	2/19/19	ARI	2	3	L (SO)	24	29	6
60	2/21/19	NYI	4	3	W	25	29	6
61	2/23/19	ANA	2	1	W	26	29	6
62	2/25/19	NSH	2	3	L (SO)	26	29	7
63	2/27/19	TOR	2	6	L	26	30	7
64	2/28/19	OTT	4	2	W	27	30	7
65	3/02/19	CBJ	4	0	W	28	30	7
66	3/04/19	BUF	4	3	W	29	30	7
67	3/07/19	VAN	3	2	W	30	30	7
68	3/09/19	TOR	2	3	L	30	31	7
69	3/11/19	NYR	3	2	W	31	31	7
70	3/13/19	NJD	3	6	L	31	32	7
71	3/16/19	ARI	3	2	W	32	32	7
72	3/17/19	VGK	3	6	L	32	33	7
73	3/19/19	STL	2	7	L	32	34	7
74	3/21/19	CBJ	4	1	W	33	34	7
75	3/23/19	OTT	3	4	L (OT)	33	34	8
76	3/26/19	LAK	8	4	W	34	34	8
77	3/28/19	DAL	2	3	L (SO)	34	34	9
78	3/30/19	ANA	1	5	L	34	35	9
79	4/01/19	VGK	1	3	L	34	36	9
80	4/02/19	COL	2	6	L	34	37	9
81	4/04/19	SJS	2	3	L	34	38	9
82	4/06/19	CGY	3	1	W	35	38	9
<b>TEAM TOTALS</b>			<b>232</b>	<b>274</b>		<b>35</b>	<b>38</b>	<b>9</b>





EDMONTON OILERS  
STANLEY CUP PLAYOFFS



## OILERS YEARLY PLAYOFF RECORD 1979-80 TO 2018-19

SEASON	SERIES	W	L	PCT	GP	W	L	PCT	GF	GA	OT		HOME		AWAY	
											W	L	W	L	W	L
1979-80	1	0	1	0.000	3	0	3	0.000	6	12	0	2	0	1	0	2
1980-81	2	1	1	0.500	9	5	4	0.556	35	35	0	1	2	2	3	2
1981-82	1	0	1	0.000	5	2	3	0.400	23	27	1	1	1	2	1	1
1982-83	4	3	1	0.750	16	11	5	0.688	80	50	0	0	7	2	4	3
1983-84	4	4	0	1.000	19	15	4	0.789	94	56	1	2	9	2	6	2
1984-85	4	4	0	1.000	18	15	3	.833	98	57	2	0	10	0	5	3
1985-86	2	1	1	0.500	10	6	4	0.600	41	30	1	0	3	3	3	1
1986-87	4	4	0	1.000	21	16	5	0.762	87	57	2	0	9	3	7	2
1987-88	4	4	0	1.000	18	16	2	0.889	84	53	2	0	11	0	5	2
1988-89	1	0	1	0.000	7	3	4	0.429	20	25	0	0	2	1	1	3
1989-90	4	4	0	1.000	22	16	5	0.727	93	60	3	1	8	3	8	3
1990-91	3	2	1	0.667	18	9	9	0.500	57	60	4	2	6	3	3	6
1991-92	3	2	1	0.667	16	8	8	0.500	49	54	1	1	5	3	3	5
1992-93	DID NOT QUALIFY FOR THE STANLEY CUP PLAYOFFS															
1993-94	DID NOT QUALIFY FOR THE STANLEY CUP PLAYOFFS															
1994-95	DID NOT QUALIFY FOR THE STANLEY CUP PLAYOFFS															
1995-96	DID NOT QUALIFY FOR THE STANLEY CUP PLAYOFFS															
1996-97	2	1	1	0.500	12	5	7	0.417	32	37	3	1	2	3	3	4
1997-98	2	1	1	0.500	12	5	7	0.417	24	25	0	2	1	4	4	3
1998-99	1	0	1	0.000	4	0	4	0.000	7	11	0	1	0	2	0	2
1999-00	1	0	1	0.000	5	1	4	0.200	11	14	0	0	1	1	0	3
2000-01	1	0	1	0.000	6	2	4	0.333	13	16	1	3	1	2	1	2
2001-02	DID NOT QUALIFY FOR THE STANLEY CUP PLAYOFFS															
2002-03	1	0	1	0.000	6	2	4	0.333	11	20	0	0	1	2	1	2
2003-04	DID NOT QUALIFY FOR THE STANLEY CUP PLAYOFFS															
2004-05	DID NOT QUALIFY FOR THE STANLEY CUP PLAYOFFS															
2005-06	4	3	1	0.750	24	15	9	0.625	70	61	3	1	8	3	7	6
2006-07	DID NOT QUALIFY FOR THE STANLEY CUP PLAYOFFS															
2007-08	DID NOT QUALIFY FOR THE STANLEY CUP PLAYOFFS															
2008-09	DID NOT QUALIFY FOR THE STANLEY CUP PLAYOFFS															
2009-10	DID NOT QUALIFY FOR THE STANLEY CUP PLAYOFFS															
2010-11	DID NOT QUALIFY FOR THE STANLEY CUP PLAYOFFS															
2011-12	DID NOT QUALIFY FOR THE STANLEY CUP PLAYOFFS															
2012-13	DID NOT QUALIFY FOR THE STANLEY CUP PLAYOFFS															
2013-14	DID NOT QUALIFY FOR THE STANLEY CUP PLAYOFFS															
2014-15	DID NOT QUALIFY FOR THE STANLEY CUP PLAYOFFS															
2015-16	DID NOT QUALIFY FOR THE STANLEY CUP PLAYOFFS															
2016-17	2	1	1	0.500	13	7	6	0.538	36	35	1	3	3	3	4	3
2017-18	DID NOT QUALIFY FOR THE STANLEY CUP PLAYOFFS															
2018-19	DID NOT QUALIFY FOR THE STANLEY CUP PLAYOFFS															
<b>TOTALS</b>	<b>51</b>	<b>35</b>	<b>16</b>	<b>0.686</b>	<b>264</b>	<b>159</b>	<b>104</b>	<b>0.602</b>	<b>971</b>	<b>795</b>	<b>25</b>	<b>21</b>	<b>90</b>	<b>45</b>	<b>69</b>	<b>60</b>



## OILERS PLAYOFF RECORD VS. OPPONENTS (1979-80 TO 2018-19)

SEASON	SERIES	W	L	PCT	GP	W	L	PCT	GF	GA	OT		HOME		AWAY	
											W	L	W	L	W	L
Anaheim	2	1	1	0.500	12	7	5	0.583	30	34	0	2	2	3	5	2
Boston	2	2	0	1.000	9	8	1	0.889	38	17	1	0	4	1	4	0
Calgary	5	4	1	0.800	30	19	11	0.633	132	96	3	3	10	6	9	5
Carolina	1	0	1	0.000	7	3	4	0.429	16	19	1	0	2	1	1	3
Chicago	4	3	1	0.750	20	12	8	0.600	102	77	0	1	7	3	5	5
Colorado	2	1	1	0.500	12	5	7	0.417	30	35	0	2	2	3	3	4
Dallas	8	2	6	0.250	42	15	27	0.357	104	118	4	5	7	13	8	14
Detroit	3	3	0	1.000	16	12	4	0.650	58	43	2	1	7	2	5	2
Los Angeles	7	5	2	0.714	36	24	12	0.667	154	127	7	2	14	5	10	7
Montreal	1	1	0	1.000	3	3	0	1.000	15	6	0	0	1	0	2	0
NY Islanders	3	1	2	0.333	15	6	9	0.400	47	58	0	1	4	4	2	5
Philadelphia	3	2	1	0.667	15	8	7	0.533	49	44	1	2	6	2	2	5
San Jose	2	2	0	1.000	12	8	4	0.667	31	26	2	1	5	1	3	3
Vancouver	2	2	0	1.000	9	7	2	0.778	35	20	1	0	5	0	2	2
Winnipeg	6	6	0	1.000	26	22	4	0.846	120	75	3	1	14	1	8	3
<b>TOTALS</b>	<b>51</b>	<b>35</b>	<b>16</b>	<b>0.686</b>	<b>264</b>	<b>159</b>	<b>105</b>	<b>0.602</b>	<b>961</b>	<b>795</b>	<b>25</b>	<b>21</b>	<b>90</b>	<b>45</b>	<b>69</b>	<b>60</b>

## OILERS RECORD IN THE STANLEY CUP FINAL

SEASON	SERIES	W	L	PCT	GP	W	L	PCT	GF	GA	OT		HOME		AWAY	
											W	L	W	L	W	L
Boston	2	2	0	1.000	9	8	1	0.889	38	17	1	0	4	1	4	0
Carolina	1	0	1	0.000	7	3	4	0.429	16	19	1	0	2	1	1	3
NY Islanders	2	1	1	0.500	9	4	5	0.444	27	29	0	0	3	2	1	3
Philadelphia	2	2	0	1.000	12	8	4	0.667	43	32	1	0	6	1	2	3
<b>TOTALS</b>	<b>7</b>	<b>5</b>	<b>2</b>	<b>0.714</b>	<b>37</b>	<b>23</b>	<b>14</b>	<b>0.622</b>	<b>124</b>	<b>97</b>	<b>3</b>	<b>0</b>	<b>15</b>	<b>5</b>	<b>8</b>	<b>9</b>



## OILERS YEARLY PLAYOFF RECORD 1979-80 TO 2018-19

### 1980 PLAYOFFS

DATE	CITY	RESULTS	WINNING GOAL	WINNING GOALTENDER
April 8	Philadelphia	Philadelphia 4, Edmonton 3*	Clarke	Peeters
April 9	Philadelphia	Philadelphia 5, Edmonton 1	Clarke	Peeters
April 11	Edmonton	Philadelphia 3, Edmonton 2**	Linseman	Myre

\* Bobby Clarke scored at 8:06 overtime

\*\* Ken Linseman scored at 23:56 overtime

(PHILADELPHIA WON SERIES 3-0)

### 1981 PLAYOFFS

DATE	CITY	RESULTS	WINNING GOAL	WINNING GOALTENDER
April 8	Montreal	Edmonton 6, Montreal 3	Callighen	Moog
April 9	Montreal	Edmonton 3, Montreal 1	Siltanen	Moog
April 11	Edmonton	Edmonton 6, Montreal 2	Gretzky	Moog

(EDMONTON WON SERIES 3-0)

April 16	Uniondale	NY Islanders 8, Edmonton 2	Tonelli	Smith
April 17	Uniondale	NY Islanders 6, Edmonton 3	D. Potvin	Smith
April 19	Edmonton	Edmonton 5, NY Islanders 2	Hagman	Moog
April 20	Edmonton	NY Islanders 5, Edmonton 4*	Morrow	Melanson
April 22	Uniondale	Edmonton 4, NY Islanders 3	Hagman	Moog
April 24	Edmonton	NY Islanders 5, Edmonton 2	Nystrom	Smith

\* Ken Morrow scored at 5:41 overtime

(NY ISLANDERS WON SERIES 4-2)

### 1982 PLAYOFFS

DATE	CITY	RESULTS	WINNING GOAL	WINNING GOALTENDER
April 7	Edmonton	Los Angeles 10, Edmonton 8	Simmer	Lessard
April 8	Edmonton	Edmonton 3, Los Angeles 2*	Gretzky	Fuhr
April 10	Los Angeles	Los Angeles 6, Edmonton 5**	Evans	Lessard
April 12	Los Angeles	Edmonton 3, Los Angeles 2	Anderson	Fuhr
April 13	Edmonton	Los Angeles 7, Edmonton 4	Nicholls	Lessard

\* Wayne Gretzky scored at 6:20 overtime

\*\* Daryl Evans scored at 2:35 overtime

(LOS ANGELES WON SERIES 3-2)

### 1983 PLAYOFFS

DATE	CITY	RESULTS	WINNING GOAL	WINNING GOALTENDER
April 7	Edmonton	Edmonton 4, Winnipeg 3	Messier	Moog
April 9	Winnipeg	Edmonton 4, Winnipeg 3	Linseman	Moog

(EDMONTON WON SERIES 3-0)

April 14	Edmonton	Edmonton 6, Calgary 3	Hughes	Moog
April 15	Edmonton	Edmonton 5, Calgary 1	Gregg	Moog
April 17	Calgary	Edmonton 10, Calgary 2	Gretzky	Moog
April 18	Calgary	Calgary 6, Edmonton 5	Meredith	Edwards
April 20	Edmonton	Edmonton 9, Calgary 1	Messier	Moog

(EDMONTON WON SERIES 4-1)

April 24	Edmonton	Edmonton 8, Chicago 4	Gretzky	Moog
April 26	Edmonton	Edmonton 8, Chicago 2	Anderson	Moog
May 1	Chicago	Edmonton 3, Chicago 2	Anderson	Moog
May 3	Chicago	Edmonton 6, Chicago 3	Pouzar	Moog

(EDMONTON WON SERIES 4-0)

May 10	Edmonton	NY Islanders 2, Edmonton 0	D. Sutter	Smith
May 12	Edmonton	NY Islanders 6, Edmonton 3	Bourne	Smith
May 14	Uniondale	NY Islanders 5, Edmonton 1	Bourne	Smith
May 17	Uniondale	NY Islanders 4, Edmonton 2	Bossy	Smith

(NY ISLANDERS WON SERIES 4-0)



## 1984 PLAYOFFS

DATE	CITY	RESULTS	WINNING GOAL	WINNING GOALTENDER
April 4	Edmonton	Edmonton 9, Winnipeg 2	Coffey	Fuhr
April 5	Edmonton	Edmonton 5, Winnipeg 4*	Gregg	Fuhr
April 7	Winnipeg	Edmonton 4, Winnipeg 1	Semenko	Fuhr
* Randy Gregg scored at 0:21 overtime (EDMONTON WON SERIES 3-0)				
April 12	Edmonton	Edmonton 5, Calgary 2	Gretzky	Fuhr
April 13	Edmonton	Calgary 6, Edmonton 5*	Wilson	Edwards
April 15	Calgary	Edmonton 3, Calgary 2	Pouzar	Fuhr
April 16	Calgary	Edmonton 5, Calgary 3	Messier	Fuhr
April 18	Edmonton	Calgary 5, Edmonton 4	Eaves	Lemelin
April 20	Calgary	Calgary 5, Edmonton 4**	McDonald	Lemelin
April 22	Edmonton	Edmonton 7, Calgary 4	Linseman	Moog
* Carey Wilson scored at 3:42 overtime ** Lanny McDonald scored at 1:04 overtime (EDMONTON WON SERIES 4-3)				

April 24	Edmonton	Edmonton 7, Minnesota 1	Gretzky	Fuhr
April 26	Edmonton	Edmonton 4, Minnesota 3	Gretzky	Moog
April 28	Minnesota	Edmonton 8, Minnesota 5	Linseman	Moog
May 1	Minnesota	Edmonton 3, Minnesota 1	Linseman	Fuhr
(EDMONTON WON SERIES 4-0)				
May 10	Uniondale	Edmonton 1, NY Islanders 0	McClelland	Fuhr
May 12	Uniondale	NY Islanders 6, Edmonton 1	Gilbert	Smith
May 15	Edmonton	Edmonton 7, NY Islanders 2	Anderson	Fuhr
May 17	Edmonton	Edmonton 7, NY Islanders 2	Messier	Moog
May 19	Edmonton	Edmonton 5, NY Islanders 2	Linseman	Moog
(EDMONTON WON SERIES 4-1)				

## 1985 PLAYOFFS

DATE	CITY	RESULTS	WINNING GOAL	WINNING GOALTENDER
April 10	Edmonton	Edmonton 3, Los Angeles 2*	Fogolin	Fuhr
April 11	Edmonton	Edmonton 4, Los Angeles 2	Krushelnyski	Fuhr
April 13	Los Angeles	Edmonton 4, Los Angeles 3**	Anderson	Fuhr
* Lee Fogolin scored at 3:01 overtime ** Glenn Anderson scored at 0:46 overtime (EDMONTON WON SERIES 3-0)				

April 18	Edmonton	Edmonton 4, Winnipeg 2	Coffey	Fuhr
April 20	Edmonton	Edmonton 5, Winnipeg 2	Coffey	Fuhr
April 23	Winnipeg	Edmonton 5, Winnipeg 4	Gretzky	Fuhr
April 25	Winnipeg	Edmonton 8, Winnipeg 3	Kurri	Fuhr
(EDMONTON WON SERIES 4-1)				
May 4	Edmonton	Edmonton 11, Chicago 2	Coffey	Fuhr
May 7	Edmonton	Edmonton 7, Chicago 3	Kurri	Fuhr
May 9	Chicago	Chicago 5, Edmonton 2	Darryl Sutter	Bannerman
May 12	Chicago	Chicago 8, Edmonton 6	Larmer	Bannerman
May 14	Edmonton	Edmonton 10, Chicago 5	Gretzky	Fuhr
May 16	Chicago	Edmonton 8, Chicago 2	Messier	Fuhr
(EDMONTON WON SERIES 4-2)				

May 21	Philadelphia	Philadelphia 4, Edmonton 1	Ron Sutter	Lindbergh
May 23	Philadelphia	Edmonton 3, Philadelphia 1	Lindstrom	Fuhr
May 25	Edmonton	Edmonton 4, Philadelphia 3	Krushelnyski	Fuhr
May 28	Edmonton	Edmonton 5, Philadelphia 3	Gretzky	Fuhr
May 30	Edmonton	Edmonton 8, Philadelphia 3	Coffey	Fuhr
(EDMONTON WON SERIES 4-1)				





### 1986 PLAYOFFS

DATE	CITY	RESULTS	WINNING GOAL	WINNING GOALTENDER
April 9	Edmonton	Edmonton 7, Vancouver 3	Krushelnyski	Fuhr
April 10	Edmonton	Edmonton 5, Vancouver 1	Gretzky	Moog
April 12	Vancouver	Edmonton 5, Vancouver 1	Krushelnyski	Fuhr
(EDMONTON WON SERIES 3-0)				
April 18	Edmonton	Calgary 4, Edmonton 1	Suter	Vernon
April 20	Edmonton	Edmonton 6, Calgary 5*	Anderson	Fuhr
April 22	Calgary	Calgary 3, Edmonton 2	Otto	Vernon
April 24	Calgary	Edmonton 7, Calgary 4	Gretzky	Fuhr
April 26	Edmonton	Calgary 4, Edmonton 1	McDonald	Vernon
April 28	Calgary	Edmonton 5, Calgary 2	Anderson	Fuhr
April 30	Edmonton	Calgary 3, Edmonton 2	Berezan	Vernon

\* Glenn Anderson scored at 1:04 overtime  
(CALGARY WON SERIES 4-3)

### 1987 PLAYOFFS

DATE	CITY	RESULTS	WINNING GOAL	WINNING GOALTENDER
April 8	Edmonton	Los Angeles 5, Edmonton 2	Williams	Melanson
April 9	Edmonton	Edmonton 13, Los Angeles 3	Gregg	Moog
April 11	Los Angeles	Edmonton 6, Los Angeles 5	Kurri	Moog
April 12	Los Angeles	Edmonton 6, Los Angeles 3	Tikkanen	Fuhr
April 14	Edmonton	Edmonton 5, Los Angeles 4	Anderson	Fuhr
(EDMONTON WON SERIES 4-1)				
April 21	Edmonton	Edmonton 3, Winnipeg 2*	Anderson	Fuhr
April 23	Edmonton	Edmonton 5, Winnipeg 3	Lemay	Fuhr
April 25	Winnipeg	Edmonton 5, Winnipeg 2	Kurri	Fuhr
April 27	Winnipeg	Edmonton 4, Winnipeg 2	Ruotsalainen	Fuhr

\* Glenn Anderson scored at 0:36 overtime  
(EDMONTON WON SERIES 4-0)

May 5	Edmonton	Detroit 3, Edmonton 1	Kocur	Stefan
May 7	Edmonton	Edmonton 4, Detroit 1	Kurri	Fuhr
May 9	Detroit	Edmonton 2, Detroit 1	McSorley	Fuhr
May 11	Detroit	Edmonton 3, Detroit 2	Krushelnyski	Fuhr
May 13	Edmonton	Edmonton 6, Detroit 3	Messier	Fuhr
(EDMONTON WON SERIES 4-1)				
May 17	Edmonton	Edmonton 4, Philadelphia 2	Coffey	Fuhr
May 20	Edmonton	Edmonton 3, Philadelphia 2*	Kurri	Fuhr
May 22	Philadelphia	Philadelphia 5, Edmonton 3	McCrimmon	Hextall
May 24	Philadelphia	Edmonton 4, Philadelphia 1	Lowe	Fuhr
May 26	Edmonton	Philadelphia 4, Edmonton 3	Tocchet	Hextall
May 28	Philadelphia	Philadelphia 3, Edmonton 2	Daigneault	Hextall
May 31	Edmonton	Edmonton 3, Philadelphia 1	Kurri	Fuhr

\* Jari Kurri scored at 6:50 overtime  
(EDMONTON WON SERIES 4-3)

### 1988 PLAYOFFS

DATE	CITY	RESULTS	WINNING GOAL	WINNING GOALTENDER
April 6	Edmonton	Edmonton 7, Winnipeg 4	Simpson	Fuhr
April 7	Edmonton	Edmonton 3, Winnipeg 2	Simpson	Fuhr
April 9	Winnipeg	Winnipeg 6, Edmonton 4	Gilhen	Berthiaume
April 10	Winnipeg	Edmonton 5, Winnipeg 3	Lacombe	Fuhr
April 12	Edmonton	Edmonton 6, Winnipeg 2	Kurri	Fuhr
(EDMONTON WON SERIES 4-1)				
April 19	Calgary	Edmonton 3, Calgary 1	Kurri	Fuhr
April 21	Calgary	Edmonton 5, Calgary 4*	Gretzky	Fuhr
April 23	Edmonton	Edmonton 4, Calgary 2	Anderson	Fuhr
April 25	Edmonton	Edmonton 6, Calgary 4	Hannan	Fuhr

\* Wayne Gretzky scored at 7:54 of overtime.  
(EDMONTON WON SERIES 4-0)



May 3	Edmonton	Edmonton 4, Detroit 1	Gregg	Fuhr
May 5	Edmonton	Edmonton 5, Detroit 3	Simpson	Fuhr
May 7	Detroit	Detroit 5, Edmonton 2	Probert	Hanlon
May 9	Detroit	Edmonton 4, Detroit 3*	Kurri	Fuhr
May 11	Edmonton	Edmonton 8, Detroit 4	Acton	Fuhr

\* Jari Kurri scored at 11:02 of overtime  
(EDMONTON WON SERIES 4-1)

May 18	Edmonton	Edmonton 2, Boston 1	Acton	Fuhr
May 20	Edmonton	Edmonton 4, Boston 2	Gretzky	Fuhr
May 22	Boston	Edmonton 6, Boston 3	Tikkanen	Fuhr
May 24	Boston	Edmonton 3, Boston 3*	-	-
May 26	Edmonton	Edmonton 6, Boston 3	Gretzky	Fuhr

\* Game cancelled due to power failure.  
(EDMONTON WON SERIES 4-0)

### 1989 PLAYOFFS

DATE	CITY	RESULTS	WINNING GOAL	WINNING GOALTENDER
April 5	Los Angeles	Edmonton 4, Los Angeles 3	Simpson	Fuhr
April 6	Los Angeles	Los Angeles 5, Edmonton 2	Kontos	Hrudey
April 8	Edmonton	Edmonton 4, Los Angeles 0	Carson	Fuhr
April 9	Edmonton	Edmonton 4, Los Angeles 3	Smith	Fuhr
April 11	Los Angeles	Los Angeles 4, Edmonton 2	Robitaille	Hrudey
April 13	Edmonton	Los Angeles 4, Edmonton 1	Wiemer	Hrudey
April 15	Los Angeles	Los Angeles 6, Edmonton 3	Nicholls	Hrudey

(LOS ANGELES WON SERIES 4-3)

### 1990 PLAYOFFS

DATE	CITY	RESULTS	WINNING GOAL	WINNING GOALTENDER
April 4	Edmonton	Winnipeg 7, Edmonton 5	Ashton	Essensa
April 6	Edmonton	Edmonton 3, Winnipeg 2*	Lamb	Ranford
April 8	Winnipeg	Winnipeg 2, Edmonton 1	Hawerchuk	Essensa
April 10	Winnipeg	Winnipeg 4, Edmonton 3**	Ellett	Essensa
April 12	Edmonton	Edmonton 4, Winnipeg 3	Messier	Ranford
April 14	Winnipeg	Edmonton 4, Winnipeg 3	Kurri	Ranford
April 16	Edmonton	Edmonton 4, Winnipeg 1	Lamb	Ranford

\* Mark Lamb scored at 4:21 of overtime.  
\*\* Dave Ellett scored at 21:08 of overtime.  
(EDMONTON WON SERIES 4-3)

April 18	Edmonton	Edmonton 7, Los Angeles 0	Anderson	Ranford
April 20	Edmonton	Edmonton 6, Los Angeles 1	Simpson	Ranford
April 22	Los Angeles	Edmonton 5, Los Angeles 4	Graves	Ranford
April 24	Los Angeles	Edmonton 6, Los Angeles 5*	Murphy	Ranford

\* Joe Murphy scored at 4:42 of overtime.  
(EDMONTON WON SERIES 4-0)

May 2	Edmonton	Edmonton 5, Chicago 2	S. Smith	Ranford
May 4	Edmonton	Chicago 4, Edmonton 3	Wilson	Millen
May 6	Chicago	Chicago 5, Edmonton 1	Larmer	Millen
May 8	Chicago	Edmonton 4, Chicago 2	Simpson	Ranford
May 10	Edmonton	Edmonton 4, Chicago 3	Kurri	Ranford
May 12	Chicago	Edmonton 8, Chicago 4	Murphy	Ranford

(EDMONTON WON SERIES 4-2)

May 15	Boston	Edmonton 3, Boston 2*	Klima	Ranford
May 18	Boston	Edmonton 7, Boston 2	Kurri	Ranford
May 20	Edmonton	Boston 2, Edmonton 1	Johnston	Moog
May 22	Edmonton	Edmonton 5, Boston 1	Anderson	Ranford
May 24	Boston	Edmonton 4, Boston 1	Simpson	Ranford

\* Petr Klima scored at 55:13 of overtime.  
(EDMONTON WON SERIES 4-1)



## 1990 PLAYOFFS

DATE	CITY	RESULTS	WINNING GOAL	WINNING GOALTENDER
April 4	Calgary	Edmonton 3, Calgary 1	Klima	Fuhr
April 6	Calgary	Calgary 3, Edmonton 1	Gilmour	Vernon
April 8	Edmonton	Edmonton 4, Calgary 3	Murphy	Fuhr
April 10	Edmonton	Edmonton 5, Calgary 2	Tikkanen	Fuhr
April 12	Calgary	Calgary 5, Edmonton 3	Nattress	Vernon
April 14	Edmonton	Calgary 2, Edmonton 1*	Fleury	Vernon
April 16	Calgary	Edmonton 5, Calgary 4**	Tikkanen	Fuhr

\* Theoren Fleury scored at 4:40 of overtime.

\*\* Esa Tikkanen scored at 6:58 of overtime.

(EDMONTON WON SERIES 4-3)

April 18	Los Angeles	Los Angeles 4, Edmonton 3*	Robitaille	Hrudey
April 20	Los Angeles	Edmonton 4, Los Angeles 3**	Klima	Fuhr
April 22	Edmonton	Edmonton 4, Los Angeles 3***	Tikkanen	Fuhr
April 24	Edmonton	Edmonton 4, Los Angeles 2	Gelinas	Fuhr
April 26	Los Angeles	Los Angeles 5, Edmonton 2	Robitaille	Hrudey
April 28	Edmonton	Edmonton 4, Los Angeles 3****	MacTavish	Ranford

\* Luc Robitaille scored at 2:13 of overtime.

\*\* Petr Klima scored at 24:48 of overtime.

\*\*\* Esa Tikkanen scored at 20:48 of overtime.

\*\*\*\*Craig MacTavish scored at 16:57 of overtime.

(EDMONTON WON SERIES 4-2)

May 2	Edmonton	Minnesota 3, Edmonton 1	Gagner	Casey
May 4	Edmonton	Edmonton 7, Minnesota 2	Klima	Fuhr
May 6	Minnesota	Minnesota 7, Edmonton 3	B. Smith	Casey
May 8	Minnesota	Minnesota 5, Edmonton 1	Modano	Casey
May 10	Edmonton	Minnesota 3, Edmonton 2	B. Smith	Casey

(MINNESOTA WON SERIES 4-1)

## 1992 PLAYOFFS

DATE	CITY	RESULTS	WINNING GOAL	WINNING GOALTENDER
April 18	Los Angeles	Edmonton 3, Los Angeles 1	Glynn	Ranford
April 20	Los Angeles	Los Angeles 8, Edmonton 5	Huddy	Hrudey
April 22	Edmonton	Edmonton 4, Los Angeles 3	Nicholls	Ranford
April 24	Edmonton	Los Angeles 4, Edmonton 3	Robitaille	Hrudey
April 26	Los Angeles	Edmonton 5, Los Angeles 2	Tikkanen	Ranford
April 28	Edmonton	Edmonton 3, Los Angeles 0	Beraneck	Ranford

(EDMONTON WON SERIES 4-2)

May 3	Vancouver	Edmonton 4, Vancouver 3*	Murphy	Ranford
May 4	Vancouver	Vancouver 4, Edmonton 0	Courtнал	McLean
May 6	Edmonton	Edmonton 5, Vancouver 2	Murphy	Ranford
May 8	Edmonton	Edmonton 3, Vancouver 2	Mellanby	Ranford
May 10	Vancouver	Vancouver 4, Edmonton 3	Ronning	McLean
May 12	Edmonton	Edmonton 3, Vancouver 0	MacTavish	Ranford

\* Joe Murphy scored at 8:36 of overtime.

(EDMONTON WON SERIES 4-2)

May 16	Chicago	Chicago 8, Edmonton 2	Peluso	Belfour
May 18	Chicago	Chicago 4, Edmonton 2	Goulet	Belfour
May 20	Edmonton	Chicago 4, Edmonton 3*	Roenick	Belfour
May 22	Edmonton	Chicago 5, Edmonton 1	Roenick	Belfour

\* Jeremy Roenick scored at 2:45 of overtime.

(CHICAGO WON SERIES 4-0)



### 1997 PLAYOFFS

DATE	CITY	RESULTS	WINNING GOAL	WINNING GOALTENDER
April 16	Dallas	Dallas 5, Edmonton 3	Modano	Moog
April 18	Dallas	Edmonton 4, Dallas 0	Grier	Joseph
April 20	Edmonton	Edmonton 4, Dallas 3*	Buchberger	Joseph
April 22	Edmonton	Dallas 4, Edmonton 3	Langenbrunner	Moog
April 25	Dallas	Edmonton 1, Dallas 0**	Smyth	Joseph
April 27	Edmonton	Dallas 3, Edmonton 2	Modano	Moog
April 29	Dallas	Edmonton 4, Dallas 3***	Marchant	Joseph

\*\*\*Kelly Buchberger scored at 9:15 of overtime.

\*\* Ryan Smyth scored at 20:22 of overtime.

\*\*\*Todd Marchant scored at 12:26 of overtime.

(EDMONTON WON SERIES 4-3)

May 2	Denver	Colorado 5, Edmonton 1	Lemieux	Roy
May 4	Denver	Colorado 4, Edmonton 1	Kamensky	Roy
May 7	Edmonton	Edmonton 4, Colorado 3	Smyth	Joseph
May 9	Edmonton	Colorado 3, Edmonton 2*	Lemieux	Roy
May 11	Denver	Colorado 4, Edmonton 3	Deadmarsh	Roy

\*\*\*Claude Lemieux scored at 8:35 of overtime.

(COLORADO WON SERIES 4-1)

### 1998 PLAYOFFS

DATE	CITY	RESULTS	WINNING GOAL	WINNING GOALTENDER
April 22	Denver	Edmonton 3, Colorado 2	Mironov	Joseph
April 24	Denver	Colorado 5, Edmonton 2	Sakic	Roy
April 26	Edmonton	Colorado 5, Edmonton 4*	Sakic	Roy
April 28	Edmonton	Colorado 3, Edmonton 1	Lemieux	Roy
April 30	Denver	Edmonton 3, Colorado 1	Grier	Joseph
May 2	Edmonton	Edmonton 2, Colorado 0	Berehowsky	Joseph
May 4	Denver	Edmonton 4, Colorado 0	Niinimaa	Joseph

\*\*\*Joe Sakic scored at 15:25 of overtime.

(EDMONTON WON SERIES 4-3)

May 7	Dallas	Dallas 3, Edmonton 1	Zubov	Belfour
May 9	Dallas	Edmonton 2, Dallas 0	Weight	Joseph
May 11	Edmonton	Dallas 1, Edmonton 0*	Hogue	Belfour
May 13	Edmonton	Dallas 3, Edmonton 1	Hogue	Belfour
May 16	Dallas	Dallas 2, Edmonton 1	Adams	Belfour

\*\*\*Benoit Hogue scored at 13:07 of overtime.

(DALLAS WON SERIES 4-1)

### 1999 PLAYOFFS

DATE	CITY	RESULTS	WINNING GOAL	WINNING GOALTENDER
April 21	Dallas	Dallas 2, Edmonton 1	Carbonneau	Belfour
April 23	Dallas	Dallas 3, Edmonton 2	Langenbrunner	Belfour
April 25	Edmonton	Dallas 3, Edmonton 2	Nieuwendyk	Belfour
April 27	Edmonton	Dallas 3, Edmonton 2*	Nieuwendyk	Belfour

\*\*\*Joe Nieuwendyk scored at 57:34 of overtime.

(DALLAS WON SERIES 4-0)

### 2000 PLAYOFFS

DATE	CITY	RESULTS	WINNING GOAL	WINNING GOALTENDER
April 12	Dallas	Dallas 2, Edmonton 1	Lyashenko	Belfour
April 13	Dallas	Dallas 3, Edmonton 0	Muller	Belfour
April 16	Edmonton	Edmonton 5, Dallas 2	Weight	Salo
April 18	Edmonton	Dallas 4, Edmonton 3	Carbonneau	Belfour
April 21	Dallas	Dallas 3, Edmonton 2	Hull	Belfour



### 2001 PLAYOFFS

DATE	CITY	RESULTS	WINNING GOAL	WINNING GOALTENDER
April 11	Dallas	Dallas 2, Edmonton 1*	Langenbrunner	Belfour
April 14	Dallas	Edmonton 4, Dallas 3	Carter	Salo
April 15	Edmonton	Dallas 3, Edmonton 2**	Hogue	Belfour
April 17	Edmonton	Edmonton 2, Dallas 1***	Comrie	Salo
April 19	Dallas	Dallas 4, Edmonton 3****	Muller	Belfour
April 21	Edmonton	Dallas 3, Edmonton 1	Nieuwendyk	Belfour

\* Jamie Langenbrunner scored at 2:08 of overtime.  
 \*\* Benoit Hogue scored at 19:48 of overtime.  
 \*\*\* Mike Comrie scored at 17:19 of overtime.  
 \*\*\*\* Kirk Muller scored at 8:01 of overtime.  
 (DALLAS WON SERIES 4-2)

### 2003 PLAYOFFS

DATE	CITY	RESULTS	WINNING GOAL	WINNING GOALTENDER
April 9	Dallas	Edmonton 2, Dallas 1	Horcoff	Salo
April 11	Dallas	Dallas 6, Edmonton 1	Young	Turco
April 13	Edmonton	Edmonton 3, Dallas 2	Dvorak	Salo
April 15	Edmonton	Dallas 3, Edmonton 1	Barnes	Turco
April 17	Dallas	Dallas 5, Edmonton 2	Modano	Turco
April 19	Edmonton	Dallas 3, Edmonton 2	Modano	Turco

(DALLAS WON SERIES 4-2)

### 2006 PLAYOFFS

DATE	CITY	RESULTS	WINNING GOAL	WINNING GOALTENDER
April 21	Detroit	Detroit 3, Edmonton 2*	Maltby	Legace
April 23	Detroit	Edmonton 4, Detroit 2	Winchester	Roloson
April 25	Edmonton	Edmonton 4, Detroit 3**	Stoll	Roloson
April 27	Edmonton	Detroit 4, Edmonton 2	Lidstrom	Legace
April 29	Detroit	Edmonton 3, Detroit 2	Horcoff	Roloson
May 1	Edmonton	Edmonton 4, Detroit 3	Hemsky	Roloson

\*\*\*Kirk Maltby scored at 22:39 of overtime.  
 \*\* Jarret Stoll scored at 28:44 of overtime.  
 (EDMONTON WON SERIES 4-2)

May 7	San Jose	San Jose 2, Edmonton 1	Ehrhoff	Toskala
May 8	San Jose	San Jose 2, Edmonton 1	Thornton	Toskala
May 10	Edmonton	Edmonton 3, San Jose 2*	Horcoff	Roloson
May 12	Edmonton	Edmonton 6, San Jose 3	Smith	Roloson
May 14	San Jose	Edmonton 6, San Jose 3	Pisani	Roloson
May 17	Edmonton	Edmonton 2, San Jose 0	Peca	Roloson

\*\*\*Shawn Horcoff scored at 42:24 of overtime.  
 (EDMONTON WON SERIES 4-2)

May 19	Anaheim	Edmonton 3, Anaheim 1	Hemsky	Roloson
May 21	Anaheim	Edmonton 3, Anaheim 1	Pisani	Roloson
May 23	Edmonton	Edmonton 5, Anaheim 4	Pisani	Roloson
May 25	Edmonton	Anaheim 6, Edmonton 3	Salei	Giguere
May 27	Anaheim	Edmonton 2, Anaheim 1	Torres	Roloson

(EDMONTON WON SERIES 4-1)





June 5	Raleigh	Carolina 5, Edmonton 4	Brind'Amour	Ward
June 7	Raleigh	Carolina 5, Edmonton 0	Ladd	Ward
June 10	Edmonton	Edmonton 2, Carolina 1	Smyth	Markkanen
June 12	Raleigh	Carolina 2, Edmonton 1	Recchi	Ward
June 14	Edmonton	Edmonton 4, Carolina 3*	Pisani	Markkanen
June 17	Edmonton	Edmonton 4, Carolina 0	Pisani	Markkanen
June 19	Raleigh	Carolina 3, Edmonton 1	Kaberle	Ward

\*\*\*Fernando Pisani scored at 3:31 of overtime.  
(CAROLINA WON SERIES 4-3)

## 2017 PLAYOFFS

DATE	CITY	RESULTS	WINNING GOAL	WINNING GOALTENDER
April 12	Edmonton	San Jose 3, Edmonton 2*	Karlsson	Jones
April 14	Edmonton	Edmonton 2, San Jose 0	Kassian	Talbot
April 16	San Jose	Edmonton 1, San Jose 0	Kassian	Talbot
April 18	San Jose	San Jose 7, Edmonton 0	Pavelski	Jones
April 20	Edmonton	Edmonton 4, San Jose 3**	Desharnais	Talbot
April 22	San Jose	Edmonton 3, San Jose 1	Slepyshev	Talbot

\*Melker Karlsson scores at 3:22 of overtime

\*\*David Desharnais scored at 18:15 of overtime  
(EDMONTON WON SERIES 4-2)

April 26	Anaheim	Edmonton 5, Anaheim 3	Larsson	Talbot
April 28	Anaheim	Edmonton 2, Anaheim 1	Maroon	Talbot
April 30	Edmonton	Anaheim 6, Edmonton 3	Wagner	Gibson
May 3	Edmonton	Anaheim 4, Edmonton 3*	Silfverberg	Gibson
May 5	Anaheim	Anaheim 4, Edmonton 3**	Perry	Gibson
May 7	Edmonton	Edmonton 7, Anaheim 1	Draisaitl	Talbot
May 10	Anaheim	Anaheim 2, Edmonton 1	Ritchie	Gibson

\*Jakob Silfverberg scored at 0:45 of overtime

\*\*Corey Perry scored at 26:57 of overtime  
(ANAHEIM WON SERIES 4-3)



## EDMONTON OILERS CAREER PLAYOFF SCORING (1979-80 TO 2018-19)

RK	PLAYERS	POS	GP	G	A	PTS	+/-	PIM	P/GP	PPG	PPP	SHG	SHP	GWG	OTG	S	S%
1	Wayne Gretzky	F	120	81	171	252	89	56	2.10	23	74	10	24	16	2	462	17.5
2	Mark Messier	F	166	80	135	215	61	175	1.30	16	62	11	14	7	0	459	17.4
3	Jari Kurri	F	146	92	110	202	99	101	1.38	22	56	7	16	13	2	416	22.1
4	Glenn Anderson	F	164	81	102	183	46	314	1.12	22	49	0	0	12	3	454	17.8
5	Paul Coffey	D	94	36	67	103	65	167	1.10	11	33	3	4	6	0	288	12.5
6	Esa Tikkanen	F	114	51	46	97	16	173	0.85	12	33	2	2	6	2	287	17.8
7	Charlie Huddy	D	138	16	61	77	89	104	0.56	5	18	1	5	0	0	299	5.3
8	Craig Simpson	F	67	36	32	68	13	56	1.01	11	21	0	0	7	0	107	33.6
9	Randy Gregg	D	130	13	39	52	78	128	0.40	2	12	1	3	4	1	152	8.6
10	Kevin Lowe	D	172	9	43	52	42	156	0.30	0	5	2	6	1	0	157	5.7
11	Joe Murphy	F	53	16	29	45	6	42	0.85	5	13	0	0	5	2	83	19.3
12	Ryan Smyth	F	68	22	21	43	-12	76	0.63	8	16	2	3	3	1	186	11.8
13	Dave Hunter	F	105	16	24	40	22	209	0.38	1	1	1	2	0	0	154	10.4
14	Mike Krushelnyski	F	68	16	23	39	20	68	0.57	3	6	0	0	5	0	98	16.3
15	Steve Smith	D	87	10	29	39	39	216	0.45	2	17	1	2	2	0	119	8.4
16	Craig MacTavish	F	113	13	24	37	15	143	0.33	1	2	1	4	2	1	146	8.9
17	Doug Weight	F	39	10	23	33	-10	58	0.85	4	17	0	0	2	0	110	9.1
18	Ken Linseman	F	37	16	13	29	18	87	0.78	4	7	1	1	5	0	76	21.1
19	Willy Lindstrom	F	53	12	17	29	23	22	0.55	4	5	0	0	1	0	81	14.8
20	Kevin McClelland	F	93	10	17	27	13	276	0.29	0	0	0	0	1	0	105	9.5
21	Mark Lamb	F	59	7	19	26	4	40	0.44	1	5	0	0	2	1	69	10.1
22	Pat Hughes	F	55	7	17	24	23	40	0.44	0	0	0	2	1	0	97	7.2
23	Petr Klima	F	60	13	10	23	-4	36	0.38	2	4	0	0	4	2	100	13.0
24	Shawn Horcoff	F	35	10	13	23	5	18	0.66	1	5	1	1	3	1	50	20.0
25	Kelly Buchberger	F	78	9	14	23	-4	116	0.29	0	0	0	0	1	1	74	12.2
26	Chris Pronger	D	24	5	16	21	10	26	0.88	3	11	0	0	0	0	61	8.2
27	Reijo Ruotsalainen	D	43	4	16	20	21	22	0.47	2	9	0	0	1	0	101	4.0
28	Fernando Pisani	F	30	15	4	19	2	12	0.63	3	4	1	1	5	1	57	26.3
29	Bernie Nicholls	F	16	8	11	19	2	25	1.19	4	9	0	0	1	0	32	25.0
30	Kent Nilsson	F	21	6	13	19	11	6	0.90	2	4	0	0	0	0	46	13.0
31	Martin Gelas	F	53	6	12	18	1	41	0.34	0	1	0	0	1	0	68	8.8
32	Lee Fogolin Jr.	D	78	5	13	18	26	118	0.23	0	0	1	1	1	1	71	7.0
33	Adam Graves	F	40	7	10	17	8	39	0.42	0	0	0	0	1	0	94	7.4
34	Ales Hemsky	F	30	6	11	17	-8	14	0.57	4	11	0	0	2	0	54	11.1
35	Rem Murray	F	62	5	12	17	-6	18	0.27	1	2	0	2	0	0	66	7.6
36	LEON DRAISAITL	F	13	6	10	16	8	19	1.23	1	6	0	0	1	0	22	27.3
37	Boris Mironov	D	24	5	11	16	-9	43	0.67	3	9	0	2	1	0	57	8.8
38	Bill Guerin	F	20	10	5	15	-11	28	0.75	5	9	0	0	0	0	67	14.9
39	Mark Napier	F	28	6	9	15	13	7	0.54	1	1	0	0	0	0	34	17.6
40	Sergei Samsonov	F	24	4	11	15	2	14	0.63	1	8	0	0	0	0	40	10.0
41	Craig Muni	D	83	0	15	15	16	94	0.18	0	0	0	1	0	0	52	0.0
42	Dave Lumley	F	61	6	8	14	-4	131	0.23	1	1	0	0	0	0	50	12.0
43	Vincent Damphousse	F	16	6	8	14	5	8	0.88	1	3	0	0	0	0	45	13.3
44	Jaroslav Spacek	D	24	3	11	14	-3	24	0.58	2	9	0	0	0	0	43	7.0
45	Todd Marchant	F	43	7	6	13	-1	42	0.30	0	1	3	4	1	1	85	8.2
46	Dave Semenko	F	69	6	6	12	10	193	0.17	0	0	0	0	1	0	52	11.5
47	Anatoli Semenov	F	22	6	6	12	9	12	0.55	0	3	0	0	0	0	40	15.0
48	Marty McSorley	D	48	4	8	12	14	184	0.25	0	0	0	0	1	0	44	9.1
49	Dave Manson	D	16	3	9	12	-2	44	0.75	1	6	0	0	0	0	47	6.4
50	Michael Peca	F	24	6	5	11	5	20	0.46	0	1	1	1	1	0	43	14.0
51	Mark Letestu	F	13	5	6	11	-4	2	0.85	4	8	0	1	0	0	33	15.2
52	Raffi Torres	F	22	4	7	11	2	16	0.50	1	3	0	0	1	0	42	9.5
53	Jaroslav Pouzar	F	29	6	4	10	7	16	0.34	1	1	0	0	2	0	38	15.8
54	Mike Grier	F	34	6	4	10	3	31	0.29	1	2	0	0	2	0	50	12.0
55	Jarret Stoll	F	24	4	6	10	-4	24	0.42	2	5	0	0	1	1	49	8.2
56	Brett Callighen	F	14	4	6	10	6	8	0.71	1	2	0	0	1	0	18	22.2
57	Eric Brewer	D	12	2	8	10	-2	8	0.83	1	4	0	0	0	0	20	10.0



58	CONNOR MCDAVID	F	13	5	4	9	3	2	0.69	1	4	1	1	0	0	37	13.5
59	Don Jackson	D	52	4	5	9	26	152	0.17	0	0	0	0	0	0	45	8.9
60	Georges Laraque	F	36	3	6	9	3	64	0.25	0	0	0	0	0	0	25	12.0
61	Jason Arnott	F	12	3	6	9	-3	18	0.75	1	2	0	0	0	0	27	11.1
62	Jason Smith	D	45	1	8	9	0	49	0.20	0	0	0	0	1	0	32	3.1
63	Patrick Maroon	F	13	3	5	8	2	28	0.62	1	1	0	0	1	0	33	9.1
64	Ethan Moreau	F	40	2	6	8	-3	43	0.20	0	1	0	1	0	0	66	3.0
65	Risto Siltanen	D	16	5	2	7	1	20	0.44	3	4	0	0	1	0	41	12.2
66	Andrei Kovalenko	F	13	4	3	7	1	8	0.54	3	4	0	0	0	0	37	10.8
67	Raimo Summanen	F	10	2	5	7	5	0	0.70	0	0	0	0	0	0	17	11.8
68	Norm MacIver	D	31	1	6	7	13	18	0.23	0	4	0	0	0	0	35	2.9
69	Luke Richardson	D	28	0	7	7	-6	59	0.25	0	0	0	0	0	0	17	0.0
70	Roman Hamrlik	D	20	0	7	7	-7	18	0.35	0	7	0	0	0	0	30	0.0
71	Normand Lacombe	F	26	5	1	6	3	49	0.23	0	0	0	0	1	0	27	18.5
72	Matti Hagman	F	12	5	1	6	-1	6	0.50	0	1	0	0	2	0	12	41.7
73	MILAN LUCIC	F	13	2	4	6	-5	20	0.46	2	3	0	0	0	0	17	11.8
74	ADAM LARSSON	D	13	2	4	6	-4	4	0.46	0	0	0	0	1	0	15	13.3
75	Mats Lindgren	F	24	1	5	6	-2	10	0.25	0	0	0	0	0	0	38	2.6
76	Steve Staios	D	30	1	5	6	0	32	0.20	1	2	0	0	0	0	35	2.9
77	Janne Niinimaa	D	26	1	5	6	1	22	0.23	0	1	0	0	1	0	44	2.3
78	Larry Melnyk	D	18	1	5	6	10	28	0.33	0	0	0	0	0	0	16	6.3
79	Brian Glynn	D	16	4	1	5	1	12	0.31	1	2	0	0	1	0	13	30.8
80	Ray Cote	F	14	3	2	5	6	4	0.36	0	0	0	0	0	0	17	17.6
81	OSCAR KLEFBOM	D	12	2	3	5	-2	0	0.42	0	0	0	0	0	0	25	8.0
82	Dean McAmmond	F	12	1	4	5	0	12	0.42	0	0	0	0	0	0	22	4.5
83	Dan McGillis	D	12	0	5	5	8	24	0.42	0	1	0	0	0	0	20	0.0
84	Garry Lariviere	D	14	0	5	5	8	8	0.36	0	0	0	0	0	0	10	0.0
85	Anson Carter	F	6	3	1	4	1	4	0.67	1	2	0	0	1	0	13	23.1
86	Marc-Andre Bergeron	D	19	2	2	4	-1	14	0.21	2	2	0	0	0	0	20	10.0
87	Mike Comrie	F	12	2	2	4	-1	10	0.33	1	1	0	0	1	1	16	12.5
88	Tom Roulston	F	21	2	2	4	-4	2	0.19	0	0	0	0	0	0	21	9.5
89	Chris Joseph	D	5	1	3	4	2	2	0.80	0	0	0	0	0	0	6	16.7
90	David Desharnais	F	13	1	3	4	3	0	0.31	0	0	0	0	1	1	6	16.7
91	Jeff Beukeboom	D	29	1	3	4	-3	50	0.14	0	0	0	0	0	0	18	5.5
92	RYAN NUGENT-HOPKINS	F	13	0	4	4	-3	2	0.31	0	3	0	0	0	0	33	0.0
93	Tom Poti	D	15	0	4	4	-4	4	0.27	0	3	0	0	0	0	23	0.0
94	KRIS RUSSELL	D	13	0	4	4	2	4	0.31	0	0	0	0	0	0	16	0.0
95	ZACK KASSIAN	F	13	3	0	3	1	27	0.23	0	0	1	1	2	0	19	15.8
96	DRAKE CAGGIULA	L	13	3	0	3	0	25	0.23	0	0	0	0	0	0	22	13.6
97	ANTON SLEPYSHEV	L	12	3	0	3	1	4	0.25	0	0	0	0	1	0	16	18.8
98	Jim Dowd	F	5	2	1	3	-2	4	0.60	0	0	0	0	0	0	6	33.3
99	Scott Mellanby	F	16	2	1	3	-3	29	0.19	1	1	0	0	1	0	26	7.7
100	Mariusz Czerkawski	F	12	2	1	3	-2	10	0.25	0	1	0	0	0	0	19	10.5



## EDMONTON OILERS ALL-TIME PLAYOFF THREE-OR-MORE GOAL GAMES

**TOTAL: 27 (21 3-Goal Games, 6 4-Goal Games)**

**NOTE:** In the NO column, the first number indicates the number of hat tricks scored in that year's playoffs and the second number indicates the player's career total. Only seasons in which the Oilers qualified for the playoffs are listed.

PLAYER	NO	GOALS	DATE	OPPONENT	GOALTENDER(S)
<b>1979-80 (0; None)</b>					
<b>1980-81 (2; 2 3-Goal Games)</b>					
1. Wayne Gretzky	1-1	3	April 11, 1981	vs. Montreal	Richard Sevigny
2. Wayne Gretzky	2-2	3	April 19, 1981	vs. NY Islanders	Billy Smith
<b>1982 (0; None)</b>					
<b>1983 (6; 2 3-Goal Games, 4 4-Goal Games)</b>					
3. Wayne Gretzky	1-3	4	April 6, 1983	vs. Winnipeg	Brian Hayward
4. Mark Messier	1-1	4	April 14, 1983	vs. Calgary	Reggie Lemelin
5. Wayne Gretzky	2-4	4	April 17, 1983	at Calgary	Reggie Lemelin
6. Mark Messier	2-2	3	April 17, 1983	at Calgary	Reggie Lemelin (1), Don Edwards (2)
7. Glenn Anderson	1-1	4	April 26, 1983	vs. Chicago	Murray Bannerman
8. Mark Messier	3-3	3	April 26, 1983	vs. Chicago	Murray Bannerman
<b>1984 (1; 1 3-Goal Game)</b>					
9. Jari Kurri	1-1	3	April 4, 1984	vs. Winnipeg	Doug Soetaert (1), Mike Veisor (2)
<b>1985 (6; 5 3-Goal Games, 1 4-Goal Games)</b>					
10. Wayne Gretzky	1-5	3	April 25, 1985	at Winnipeg	Brian Hayward (2), Marc Behrend (1)
11. Jari Kurri	1-2	3	April 25, 1985	at Winnipeg	Brian Hayward (2), Marc Behrend (1)
12. Jari Kurri	2-3	3	May 7, 1985	vs. Chicago	Murray Bannerman
13. Jari Kurri	3-4	3	May 14, 1985	vs. Chicago	Murray Bannerman
14. Jari Kurri	4-5	4	May 16, 1985	at Chicago	Murray Bannerman
15. Wayne Gretzky	2-6	3	May 25, 1985	vs. Philadelphia	Pelle Lindbergh
<b>1986 (1; 1 3-Goal Game)</b>					
16. Wayne Gretzky	1-7	3	April 24, 1986	at Calgary	Mike Vernon
<b>1987 (1; 1 4-Goal Game)</b>					
17. Jari Kurri	1-6	4	April 9, 1987	vs. Los Angeles	Rollie Melanson (2), ENG (2)
<b>1988 (2; 2 3-Goal Games)</b>					
18. Glenn Anderson	1-2	3	April 6, 1988	vs. Winnipeg	Daniel Berthiaume
19. Esa Tikkanen	1-1	3	May 22, 1988	at Boston	Reggie Lemelin
<b>1989 (0; None)</b>					
<b>1990 (1; 1 3-Goal Game)</b>					
20. Jari Kurri	1-7	3	May 18, 1990	at Boston	Andy Moog (2), Reggie Lemelin (1)
<b>1991 (2; 2 3-Goal Games)</b>					
21. Esa Tikkanen	1-2	3	April 16, 1991	at Calgary	Mike Vernon
22. Petr Kliima	1-1	3	May 4, 1991	vs. Minnesota	Jon Casey
<b>1992 (2; 2 3-Goal Games)</b>					
23. Esa Tikkanen	1-3	3	April 26, 1992	at Los Angeles	Kelly Hrudey
24. Joe Murphy	1-1	3	May 6, 1992	vs. Vancouver	Kirk McLean



1997 (0; None)

1998 (0; None)

1999 (0; None)

2000 (2; 2 3-Goal Games)

25.	Doug Weight	1-1	3	April 16, 2000	vs. Dallas	Ed Belfour
26.	Bill Guerin	1-1	3	April 18, 2000	vs. Dallas	Ed Belfour

2001 (0; None)

2003 (0; None)

2006 (0; None)

2017 (1; 1 3-goal game)

27.	Leon Draisaitl	1-1	3	May 7, 2017	vs. Anaheim	John Gibson (2), ENG (1)
-----	----------------	-----	---	-------------	-------------	--------------------------

2018 (0; Did not qualify for playoffs.)

2019 (0; Did not qualify for playoffs.)

## ALL-TIME PLAYOFF GOAL SCORING BREAKDOWN

### POWERPLAY GOALS

Gretzky 23; Anderson, Kurri 22; Messier 16; Tikkanen 12; Coffey, Simpson 11; Smyth 8; Guerin, Huddy, Murphy, Pisani 5; Hemsky, Letestu, Lidstrom, Linseman, Nicholls, Weight 4; Kovalenko, Krushelynski, Mironov, Pronger, Siltanen 3; Bergeron, Gregg, Jonsson, Klima, LUCIC, Nilsson, Ruotsalainen, S. Smith, Spacek, Stoll 2; Arnott, Beranek, Brewer, Callighen, Carson, Carter, Cleary, M. Comrie, Damphousse, DRAISAITL, Glynn, Grier, Horcoff, Hunter, Lamb, Lumley, MacTavish, Manson, Maroon, MCDAVID, Mellanby, Murray, Napier, Pouzar, Reasoner, Samsonov, Staios, Torres 1.

**TOTAL: 230**

### SHORTHANDED GOALS

Messier 11; Gretzky 10; Kurri 7; Coffey, Marchant 3; Lowe, Smyth, Tikkanen 2; Fogolin, Gregg, Horcoff, Huddy, Hunter, KASSIAN, Linseman, MacTavish, MCDAVID, Peca, Pisani, S. Smith 1.

**TOTAL: 52**

### GAME WINNING GOALS

Gretzky 16; Kurri 13; Anderson 12; Messier, Simpson 7; Coffey, Tikkanen 6; Krushelynski, Linseman, Murphy, Pisano; 5; Gregg, Klima 4; Horcoff, Smyth 3; Acton, Grier, Hagman, Hemsky, KASSIAN, Lamb, MacTavish, Pouzar, S. Smith, Weight 2; Beranek, Berehowsky, Buchberger, Callighen, Carson, Carter, M. Comrie, Desharnais, DRAISAITL, Dvorak, Fogolin, Gelinias, Glynn, Graves, Hannan, P. Hughes, Lacombe, LARSSON, Lemay, Lindstrom, Lowe, Marchant, Maroon, McClelland, McSorley, Mellanby, Mironov, Niinimaa, Nicholls, Peca, Ruotsalainen, Semenko, Siltanen, SLEPYSHEV, J. Smith, Stoll, Torres, Winchester 1.

**TOTAL: 159**

### OVERTIME GOALS

Anderson 3; Gretzky, Klima, Kurri, Murphy, Tikkanen 2; Buchberger, M. Comrie, Desharnais, Fogolin, Gregg, Horcoff, Lamb, MacTavish, Marchant, Pisani, Smyth, Stoll 1.

**TOTAL: 25**





## EDMONTON OILERS ALL-TIME PLAYOFF GOALTENDING RECORDS

GOALTENDER	GP	W	L	W%	MINS	GA	SO	GAA	SA	SV%
Grant Fuhr	111	74	32	.667	6258	330	2	3.02	3161	.896
Bill Ranford	41	25	16	.610	2445	118	3	2.90	1233	.904
Andy Moog	37	34	9	.919	1938	101	0	3.12	908	.889
Dwayne Roloson	18	12	5	.667	1160	45	1	2.33	618	.927
Curtis Joseph	24	10	14	.417	1483	59	5	2.39	724	.918
CAM TALBOT	13	7	6	.538	799	33	2	2.48	437	.924
Tommy Salo	21	5	16	.238	1342	58	0	2.60	630	.908
Jussi Markkanen	7	3	3	.429	374	14	1	2.24	149	.906
Ron Low	3	0	3	.000	212	12	0	3.40	127	.905
Ron Tugnutt	2	0	0	.000	60	3	0	3.00	34	.912
Laurent Brossoit	1	0	0	.000	27	2	0	4.42	8	.750
Bob Essensa	1	0	0	.000	27	1	0	2.26	11	.909
Gary Edwards	1	0	0	.000	20	2	0	6.00	6	.667
Ty Conklin	1	0	1	.000	6	1	0	10.71	3	.667
Eldon Reddick	1	0	0	.000	2	0	0	0.00	1	1.000

**NOTE:** The team totals and individual totals do not coincide due to the cancelled game of May 24, 1988 at Boston. Individual statistics for that game were counted in the players' totals but not in team totals

## OILERS ALL-TIME SHUTOUTS (1979-80 TO 2018-19) PLAYOFFS (TOTAL: 14)

NO	GOALTENDER	DATE	OPPONENT	ROUND	SCORE	SAVES
5	Curtis Joseph	April 18, 1997	at Dallas	FIRST ROUND	4-0	25
		April 25, 1997	at Dallas	FIRST ROUND	1-0 (OT)	43
		May 2, 1998	vs Colorado	FIRST ROUND	2-0	31
		May 4, 1998	at Colorado	FIRST ROUND	4-0	31
		May 9, 1998	at Dallas	SECOND ROUND	2-0	15
3	Bill Ranford	April 18, 1990	vs Los Angeles	SECOND ROUND	7-0	25
		April 28, 1992	vs Los Angeles	FIRST ROUND	3-0	26
		May 12, 1992	vs Vancouver	SECOND ROUND	3-0	26
2	CAM TALBOT	Apr. 14, 2017	vs. San Jose	FIRST ROUND	2-0	16
		Apr. 16, 2017	at San Jose	FIRST ROUND	1-0	23
2	Grant Fuhr	May 10, 1984	at NY Islanders	SC FINAL	1-0	34
		April 8, 1989	vs Los Angeles	FIRST ROUND	4-0	26
1	Jussi Markkanen	June 17, 2006	vs Carolina	SC FINAL	4-0	16
1	Dwayne Roloson	May 17, 2006	vs San Jose	SECOND ROUND	2-0	24

## ALL-TIME SHUTOUTS VS. OILERS (1979-80 TO 2018-19) PLAYOFFS (TOTAL: 6)

NO	GOALTENDER	DATE	OPPONENT	ROUND	SCORE	SAVES
2	Ed Belfour	May 11, 1998	vs. Dallas	SECOND ROUND	0-1	28
		April 13, 2000	at Dallas	FIRST ROUND	0-3	17
1	Billy Smith	May 10, 1983	vs. NY Islanders	SC FINAL	0-2	35
1	Kirk McLean	May 4, 1992	at Vancouver	SECOND ROUND	0-4	14
1	Cam Ward	June 7, 2006	at Carolina	SC FINAL	0-5	25
1	Martin Jones	April 18, 2017	at San Jose	FIRST ROUND	0-7	23

## OILERS PENALTY SHOTS (1979-80 TO 2018-19) PLAYOFFS

PLAYER	DATE	OPPONENT	GOALTENDER	RESULT
Wayne Gretzky	April 28, 1984	at Minnesota	Don Beaupre	GOAL
Petr Klima	May 18, 1990	at Boston	Rejean Lemelin	No Goal
Chris Pronger	June 5, 2006	at Carolina	Cam Ward	GOAL

## PENALTY SHOTS VS. OILERS (1979-80 TO 2018-19) PLAYOFFS

PLAYER	DATE	OPPONENT	GOALTENDER	RESULT
Ron Sutter	May 28, 1985	vs. Philadelphia	Grant Fuhr	No Goal
Dave Poulin	May 30, 1985	vs. Philadelphia	Grant Fuhr	No Goal

**SUMMARY:** Two penalty shots have resulted in no goals (Home 0 for 2; Road 0 for 0).



## EDMONTON OILERS NATIONAL HOCKEY LEAGUE PLAYOFF “FIRSTS”

### FIRST GOAL:

AWAY Dave Lumley, 1st pd. 14:09, Apr. 8, 1980, at Philadelphia  
HOME Wayne Gretzky, 1st pd. 15:55, Apr. 11, 1980, vs. Philadelphia

### FIRST ASSISTS:

AWAY Wayne Gretzky & Blair MacDonald, 1st pd. 14:09, Apr. 8, 1980, at Philadelphia  
HOME Brett Callighen & Blair MacDonald, 1st pd. 15:55, Apr. 11, 1980, vs. Philadelphia

### FIRST GAME WINNING GOAL:

AWAY Brett Callighen, 3rd pd. 1:14, Apr. 8, 1981, at Montreal  
HOME Wayne Gretzky, 2nd pd. 8:15, Apr. 11, 1981, vs. Montreal

### FIRST OVERTIME GOAL:

HOME Wayne Gretzky, 1st OT pd. 6:20, Apr. 8/82, vs. Los Angeles  
AWAY Glenn Anderson, 1st OT pd. 0:46, Apr. 13/85 vs. Los Angeles

### FIRST MINOR PENALTY:

AWAY Stan Weir, 1st pd. 16:18, hooking, Apr. 9, 1980 at Montreal  
HOME Lee Fogolin, 1st pd. 16:42, crosschecking, Apr. 11, 1980 vs. Philadelphia

### FIRST TWO GOAL GAME:

AWAY Jari Kurri, Apr. 8, 1981, at Montreal  
HOME Wayne Gretzky, Apr. 11, 1981, vs. Montreal

### FIRST THREE GOAL GAME:

HOME Wayne Gretzky, Apr. 11, 1981, vs. Montreal  
AWAY Wayne Gretzky, Apr. 17, 1983, at Calgary

### FIRST POWERPLAY GOAL:

AWAY Dave Lumley, 1st pd. 14:09, Apr. 8, 1980, at Philadelphia  
HOME Wayne Gretzky, 2nd pd. 16:44, Apr. 19, 1981, vs. NY Islanders

### FIRST SHORTHANDED GOAL:

HOME Mark Messier, 1st pd. 17:16, Apr. 11, 1980, vs. Philadelphia  
AWAY Wayne Gretzky, 1st pd. 19:23, Apr. 10, 1982, at Los Angeles

### FIRST SHUTOUT:

HOME Grant Fuhr, Apr. 8, 1989, vs. Los Angeles  
AWAY Grant Fuhr, May 10, 1984, at NY Islanders

### FIRST OPPONENT GOAL:

AWAY Paul Holmgren, 1st pd. 0:56, Apr. 8, 1980, at Philadelphia  
HOME Behn Wilson, 2nd pd. 4:24, Apr. 11, 1980, vs. Philadelphia

### FIRST OPPONENT ASSISTS:

AWAY Ken Linseman & Bob Dailey, 1st pd. 0:56, Apr. 8, 1980, at Philadelphia  
HOME Bob Kelly & Paul Holmgren, 2nd pd. 4:24, Apr. 11, 1980, vs. Philadelphia

### FIRST OPPONENT GAME-WINNING GOAL:

AWAY Bobby Clarke, 1st OT pd. 8:06, Apr. 8, 1980, at Philadelphia  
HOME Ken Linseman, 2nd OT pd. 3:56, Apr. 11, 1980, vs. Philadelphia

### FIRST OPPONENT OVERTIME GOAL:

AWAY Bobby Clarke, 1st OT pd. 8:06, Apr. 8, 1980, at Philadelphia  
HOME Ken Linseman, 2nd OT pd. 3:56, Apr. 11, 1980, vs. Philadelphia

### FIRST OPPONENT MINOR PENALTY:

AWAY Al Hill, 1st pd. fighting, 5:37, Apr. 8, 1980, vs. Philadelphia  
HOME Behn Wilson, 1st pd. 4:27, hooking, Apr. 11, 1980 vs. Philadelphia

### FIRST OPPONENT MAJOR PENALTY:

AWAY Pat Price, 3rd pd. 13:01, fighting, Apr. 9, 1980  
HOME Dave Hunter, fighting, Dave Lumley, slashing, fighting, 2nd pd. 17:43, Apr. 11, 1980, vs. Philadelphia

### FIRST OPPONENT MAJOR PENALTY:

AWAY Paul Holmgren, 3rd pd. 13:01, fighting, Apr. 9, 1980 vs. Philadelphia  
HOME Mike Busniuk, Jim Watson, 2nd pr. 17:43, fighting, Apr. 11, 1980 vs. Philadelphia

### FIRST OPPONENT TWO GOAL GAME:

AWAY Clark Gillies, Apr. 16, 1981, at NY Islanders  
HOME Marcel Dionne, Apr. 7, 1982, vs. Los Angeles

### FIRST OPPONENT THREE GOAL GAME:

AWAY Denis Potvin, Apr. 17, 1981, at NY Islanders  
HOME Paul Reinhart, Apr. 14, 1983, vs. Calgary

### FIRST OPPONENT POWERPLAY GOAL:

AWAY Bobby Clarke, 2nd pd. 4:08, Apr. 9, 1980, at Philadelphia  
HOME Mike Bossy, 2nd pd. 12:30, Apr. 19, 1981, vs. NY Islanders

### FIRST OPPONENT SHORTHANDED GOAL:

AWAY Denis Potvin, 3rd pd. 10:50, Apr. 16, 1981, at NY Islanders  
HOME Paul Reinhart, 3rd pd. 13:01, Apr. 14, 1983, vs. Calgary

### FIRST OPPONENT SHUTOUT:

HOME Billy Smith, April 10, 1983 vs. NY Islanders  
AWAY Kirk McLean, May 4, 1992 at Vancouver



## EDMONTON OILERS TEAM RECORDS (PLAYOFFS)

### PLAYOFF APPEARANCES

#### MOST CONSECUTIVE PLAYOFF APPEARANCES:

13 1980 through 1992

### GAMES PLAYED

#### MOST GAMES PLAYED, ONE PLAYOFF YEAR:

24 2006

#### MOST CONSECUTIVE OVERTIME GAMES, ONE PLAYOFF YEAR:

5 Apr. 14, 1991 through Apr. 22, 1991 (3 wins, 2 losses)

#### MOST CONSECUTIVE OVERTIME GAMES, ONE SERIES:

- 3 – Oilers vs Los Angeles, 1991 Smythe Division Final, Games 1-3. Edmonton won series 4-2.
- Oilers vs Dallas, 2001 Western Conference Quarter Final, Games 3-5. Dallas won series 4-2.

### WINS

#### MOST WINS, ONE PLAYOFF YEAR:

16 1987, 1988, 1990

#### MOST HOME WINS, ONE PLAYOFF YEAR:

11 1988

#### MOST ROAD WINS, ONE PLAYOFF YEAR:

8 1990

#### MOST OVERTIME WINS, ONE PLAYOFF YEAR:

6 1991

#### MOST OVERTIME WINS, ONE PLAYOFF SERIES:

- 3 – Oilers vs. Los Angeles, 1991 Smythe Division Final. Edmonton won series 4-2
- Oilers vs. Dallas. 1997 Western Conf. QF. Edmonton won series 4-3

#### MOST OVERTIME WINS AT HOME, ONE PLAYOFF YEAR :

4 1991

#### MOST OVERTIME WINS ON THE ROAD, ONE PLAYOFF YEAR:

2 1988, 1990, 1991, 2001,

### LOSSES

#### MOST LOSSES, ONE PLAYOFF YEAR:

8 2006

#### MOST HOME LOSSES, ONE PLAYOFF YEAR:

4 1998

#### MOST ROAD LOSSES, ONE PLAYOFF YEAR:

6 1991

#### MOST OVERTIME LOSSES, ONE PLAYOFF YEAR:

3 2001

#### MOST OVERTIME LOSSES, ONE PLAYOFF SERIES:

3 Oilers vs Dallas, 2001 Western Conf. QF. Dallas won series 4-2.

#### MOST OVERTIME LOSSES AT HOME, ONE PLAYOFF YEAR:

3 1998

#### MOST OVERTIME LOSSES ON THE ROAD, ONE PLAYOFF YEAR:

2 2001, 2017

### PLAYOFF STREAKS

#### MOST CONSECUTIVE WINS (MULTIPLE SEASONS):

12 May 15, 1984 through May 9, 1985

#### MOST CONSECUTIVE WINS, ONE PLAYOFF YEAR:

9 Apr. 10, 1985 through May 7, 1985

#### MOST CONSECUTIVE LOSSES (MULTIPLE SEASONS):

7 May 11, 1998 through Apr. 27, 1999

#### MOST CONSECUTIVE LOSSES, ONE PLAYOFF YEAR:

- 4 – May 10, 1983 to May 17, 1983
- May 16, 1992 to May 22, 1992
- Apr. 21, 1999 to Apr. 27, 1999

### GOALS

#### MOST GOALS, ONE SERIES:

44 Oilers vs. Chicago, 1985 Conf. Finals. Edmonton won series 4-2, outscoring Chicago 44-25 (NHL record)

#### MOST GOALS, THREE-GAME SERIES:

Edmonton: 18 Oilers vs. Winnipeg, 1984 Division SF. Edmonton won series 3-0, outscoring Winnipeg 18-7

Opposition: 12 Oilers vs. Philadelphia, 1980 Preliminary Round, Philadelphia won series 4-0, outscoring Edmonton 12-6

#### MOST GOALS, FOUR-GAME SERIES:

Edmonton: 25 Oilers vs. Chicago, 1983 Conf. Finals, Edmonton won series 4-0, outscoring Chicago 25-11

Opposition: 21 Oilers vs. Chicago, 1992 Conf. Finals, Chicago won series 4-0 outscoring Edmonton 21-8

#### MOST GOALS, FIVE-GAME SERIES

Edmonton: 35 Oilers vs. Calgary, 1983 Division Final, Edmonton won series 4-1, outscoring Calgary 35-13 (NHL record)

Opposition: 27 Oilers vs. Los Angeles, 1992 Division SF, Los Angeles won series 3-2, outscoring Edmonton 27-23



### **MOST GOALS, SIX-GAME SERIES:**

Edmonton: 44 Oilers vs. Chicago, 1985 Conf. Final. Edmonton won series 4-2, outscoring Chicago 44-25 (NHL record)

Opposition: 29 Oilers vs. NY Islanders, 1981 Quarterfinal. NY Islanders won series 4-2 and outscored Edmonton 29-20

### **MOST GOALS, SEVEN-GAME SERIES:**

Edmonton: 33 Oilers vs. Calgary, 1984 Division Final. Edmonton won series 4-3, outscoring Calgary 33-27.

Opposition: 27 Oilers vs. Calgary, 1984 Division Final. Edmonton won series 4-3, outscoring Calgary 33-27.

### **FEWEST GOALS, THREE-GAME SERIES:**

Edmonton: 6 Oilers vs. Philadelphia, 1980 Preliminary Round, Philadelphia won series, outscoring Edmonton 12-6

Opposition: 5 Oilers vs. Vancouver, 1986 Preliminary Round, Edmonton won series 3-0, outscoring Vancouver 17-5

### **FEWEST GOALS, FOUR-GAME SERIES:**

Edmonton: 6 Oilers vs. NY Islanders, 1983 Stanley Cup Final, New York won series 4-0, outscoring Edmonton 17-6

Opposition: 9 – Oilers vs. Winnipeg, 1987 Division Final, Edmonton won series 4-0 and outscored Winnipeg 17-9  
– Oilers vs. Boston, 1988 Stanley Cup Final, Edmonton won series 4-0 and outscored Boston 18-9

### **FEWEST GOALS, FIVE-GAME SERIES:**

Edmonton: 5 Oilers vs. Dallas, 1998 Conf. SF, Dallas won series 4-1 and outscored Edmonton 9-5

Opposition: 8 Oilers vs. Boston, 1990 Stanley Cup Final, Edmonton won series 4-1, outscoring Boston 20-8

### **FEWEST GOALS, SIX-GAME SERIES:**

Edmonton: 11 Oilers vs. Dallas, 2003 Western Conf. QF. Dallas won series 4-2, outscoring Edmonton 20-11

Opposition: 12 Oilers vs. San Jose, 2006 Conf. SF. Edmonton won series 4-2, outscoring San Jose 19-12

### **FEWEST GOALS, SEVEN-GAME SERIES:**

Edmonton: 16 Oilers vs. Carolina, 2006 Stanley Cup Final. Carolina won series 4-3, outscoring Edmonton 19-16

Opposition: 12 Oilers vs. Colorado, 1998 Conf. QF. Edmonton won series 4-3, outscoring Colorado 19-16

### **MOST CONSECUTIVE GOALS, ONE GAME:**

Edmonton: 9 Oilers vs. Chicago, May 4, 1985. Edmonton won 11-2

Opposition: 16 – Oilers at Los Angeles, Apr. 10, 1982. Los Angeles won 6-5  
– Oilers at Chicago, May 16, 1992. Chicago won 8-2

### **GOALS IN A SERIES, BOTH TEAMS**

#### **MOST GOALS, BOTH TEAMS, ONE PLAYOFF SERIES:**

69 Oilers vs. Chicago. 1985 Conf. Finals. Edmonton won series 4-2, outscoring Chicago 44-25 (NHL record)

#### **MOST GOALS, BOTH TEAMS, THREE-GAME SERIES:**

25 Oilers vs. Winnipeg, 1984 Division SF, Edmonton won series 3-0, outscoring Winnipeg 18-7

#### **MOST GOALS, BOTH TEAMS, FOUR-GAME SERIES:**

36 Oilers vs. Chicago, 1983 Conf. Finals, Edmonton won series 4-0, outscoring Chicago 25-11. (Ties NHL record)

#### **MOST GOALS, BOTH TEAMS, FIVE-GAME SERIES:**

52 Oilers vs. Los Angeles, 1987 Division SF. Edmonton won series 4-1, outscoring Los Angeles 32-20 (NHL record)

#### **MOST GOALS, BOTH TEAMS, SIX-GAME SERIES:**

69 Oilers vs. Chicago. 1985 Conf. Finals. Edmonton won series 4-2, outscoring Chicago 44-25 (NHL record)

#### **MOST GOALS, BOTH TEAMS, SEVEN-GAME SERIES:**

60 Oilers vs. Calgary, 1984 Division Finals, Edmonton won series 4-3, outscoring Calgary 33-27

#### **FEWEST GOALS, BOTH TEAMS, THREE-GAME SERIES:**

18 – Oilers vs. Philadelphia, 1980 Preliminary Round. Philadelphia won series 3-0, outscoring Edmonton 12-6  
– Oilers vs. Los Angeles, 1985 Smythe Division SF. Edmonton won series 3-0, outscoring Los Angeles 11-7

#### **FEWEST GOALS, BOTH TEAMS, FOUR-GAME SERIES:**

18 Oilers vs. Dallas Stars, 1999 Western Conf. QF. Dallas won series 4-0, outscoring Edmonton 11-7

#### **FEWEST GOALS, BOTH TEAMS, FIVE-GAME SERIES:**

14 Oilers vs. Dallas, 1998 Conf. SF, Dallas won series 4-1, outscoring Edmonton 9-5

#### **FEWEST GOALS, BOTH TEAMS, SIX-GAME SERIES:**

29 Oilers vs. Dallas, 2001 Western Conf. QF. Dallas won series 4-2, outscoring Edmonton 16-13.

#### **FEWEST GOALS, BOTH TEAMS, SEVEN-GAME SERIES:**

35 – Oilers vs. Colorado, 1998 Conf. QF. Edmonton won series 4-3, outscoring Colorado 19-16  
– Oilers vs. Carolina, 2006 Stanley Cup Final. Carolina won series 4-3, outscoring Edmonton 19-16

#### **MOST GOALS, BOTH TEAMS, ONE GAME:**

18 Oilers vs. Los Angeles, Apr. 8, 1982. Los Angeles won 10-8 (NHL record)

**MOST GOALS, ONE GAME:**

Edmonton: 13 Oilers vs. Los Angeles, Apr. 9, 1987. Edmonton won 13-3 (NHL record)

Opposition: 10 Oilers vs. Los Angeles, Apr. 8, 1982. Los Angeles won 10-8

**MOST GOALS, BOTH TEAMS, ONE PERIOD:**

- 8 – Oilers at Chicago, May 12, 1985, 1st period. Chicago won 8-6 and had 5 goals. Edmonton had 3 goals
- Oilers vs. Winnipeg, Apr. 6, 1988, 3rd period. Edmonton won 7-4 with 6 goals. Winnipeg scored 2.
- Oilers vs. Anaheim, May 23, 2006, 3rd period. Edmonton won 5-4, with 4 goals. Anaheim scored 4 goals

**MOST GOALS, ONE PERIOD:**

- Edmonton: 6 – Oilers vs. Los Angeles, Apr. 9, 1987, 1st period. Edmonton won 13-3
- Oilers vs. Winnipeg, Apr. 6, 1988, 3rd period. Edmonton won 7-4

- Opposition: 5 – Oilers vs. Los Angeles, Apr. 7, 1982, 2nd period. Los Angeles won 10-8
- Oilers at Los Angeles, Apr. 10, 1982, 3rd period. Los Angeles won 6-5 (OT)
- Oilers at Minnesota, Apr. 28, 1984, 2nd period. Edmonton won 8-5
- Oilers at Chicago, May 12, 1985, 1st period. Chicago won 8-6

**POWER-PLAY GOALS****MOST POWER-PLAY GOALS, ONE PLAYOFF YEAR:**

30 1988 in 18 games

**MOST POWER-PLAY GOALS, ONE SERIES:**

- Edmonton: 10 – Oilers vs. Winnipeg, 1988 Division SF. Edmonton won series 4-1
- Oilers vs. Los Angeles, 1992 Division SF. Edmonton won series 4-2

Opposition: 13 Oilers vs. NY Islanders, 1981 QF, New York won series 4-2

**MOST POWER-PLAY GOALS, BOTH TEAMS, ONE SERIES:**

21 Oilers vs. NY Islanders, 1981 QF. New York won the series 4-2. (Ties NHL record)

**MOST POWER-PLAY GOALS, ONE GAME:**

Edmonton: 5 Oilers vs. Los Angeles, Apr. 9, 1987. Edmonton won 13-3

Opposition: 5 Oilers vs. Chicago, May 14, 1985. Edmonton won 10-5

**MOST POWER-PLAY GOALS, BOTH TEAMS, ONE GAME:**

- 7 – Oilers at Minnesota North Stars, Apr. 28, 1984. Edmonton won 8-5
- Oilers vs. Chicago, May 14, 1985. Edmonton won 10-5

**MOST POWER-PLAY GOALS, ONE PERIOD:**

- Edmonton: 2 – Oilers vs. Los Angeles, Apr. 13, 1982, 1st period. Los Angeles won 7-4
- Oilers vs. Calgary, Apr. 15, 1983, 3rd period. Edmonton won 5-1
- Oilers at Chicago, May 3, 1983, 1st period. Edmonton won 6-3
- Oilers vs. NY Islanders, May 19, 1984, 2nd period. Edmonton won 5-2
- Oilers vs. Winnipeg, Apr. 20, 1985, 1st period. Edmonton won 5-2
- Oilers vs. Philadelphia, May 28, 1985, 1st period. Edmonton won 5-3
- Oilers at Calgary, Apr. 24, 1986, 1st period. Edmonton won 7-4
- Oilers vs. Los Angeles, Apr. 9, 1987, 1st period. Edmonton won 13-3
- Oilers vs. Los Angeles, Apr. 9, 1987, 3rd period. Edmonton won 13-3
- Oilers vs. Los Angeles, Apr. 14, 1987, 2nd period. Edmonton won 5-4
- Oilers vs. Winnipeg, Apr. 6, 1988, 3rd period. Edmonton won 7-4
- Oilers at Winnipeg, Apr. 10, 1988, 2nd period. Edmonton won 5-3
- Oilers vs. Winnipeg, Apr. 12, 1988, 1st period. Edmonton won 6-2
- Oilers vs. Winnipeg, Apr. 12, 1988, 2nd period. Edmonton won 6-2
- Oilers vs. Boston, May 20, 1988, 1st period. Edmonton won 4-2
- Oilers vs. Winnipeg, Apr. 4, 1990, 1st period. Winnipeg won 7-5
- Oilers vs. Los Angeles, Apr. 20, 1990, 3rd period. Edmonton won 6-1
- Oilers vs. Calgary, Apr. 10, 1991, 2nd period. Edmonton won 5-2
- Oilers vs. Minnesota, May 4, 1991, 1st period. Edmonton won 7-2
- Oilers vs. Los Angeles, Apr. 22, 1992, 3rd period. Edmonton won 4-3
- Oilers at Vancouver, May 10, 1992, 2nd period. Vancouver won 4-3
- Oilers at Dallas, Apr. 14, 2001, 1st period. Edmonton won 4-3
- Oilers vs. Detroit, May 1, 2006, 3rd period. Edmonton won 4-3
- Oilers at San Jose, May 14, 2006, 3rd period. Edmonton won 6-3
- Oilers vs. Anaheim, May 23, 2006, 3rd period. Edmonton won 5-4
- Oilers vs. Carolina, Jun. 17, 2006, 3rd period. Edmonton won 4-0

Opposition: 4 Oilers at Minnesota, Apr. 28, 1984, 2nd period. Edmonton won 8-5 (Ties NHL record)

**MOST POWER-PLAY GOALS, BOTH TEAMS, ONE PERIOD:**

5 Minnesota (4), Edmonton (1), Apr. 28, 1984 at Minnesota. Edmonton won 8-5. (Ties NHL record)





## SHORTHANDED GOALS

### MOST SHORTHANDED GOALS, ONE PLAYOFF YEAR:

10 1983, in 16 games (NHL record)

### MOST SHORTHANDED GOALS, ONE SERIES:

Edmonton: 5 1983 vs. Calgary in best-of-seven DF won by Edmonton 4-1

- Opposition: 2 – Oilers vs. NY Islanders, 1981 QF, New York won series 4-2
- Oilers vs. Calgary, 1983 Division Finals, 2nd period, Edmonton won series 4-3
  - Oilers vs. Calgary, 1984 Division Finals, 1st period, Edmonton won 5-3
  - Oilers vs. Calgary, 1983 Division Finals, 2nd period, Edmonton won 5-2
  - Oilers vs Calgary, 1984 Division Finals, 1st period, Edmonton won 5-3
  - Oilers vs. Winnipeg, 1985 Division Finals, Edmonton won series 4-0
  - Oilers vs. Calgary, 1986 Division Finals, 2nd period, Calgary won series 4-3
  - Oilers vs. Winnipeg, 1988 Division Semi-Final, Edmonton won series 4-1

### MOST SHORTHANDED GOALS, BOTH TEAMS, ONE SERIES:

Edmonton: 7 Oilers vs. Calgary, 1983 Divisional Finals. Edmonton won series 4-1; EDM - 5 SHG; CGY - 2 SHG (Ties NHL record)

### MOST SHORTHANDED GOALS, ONE GAME:

Edmonton: 3 Apr. 17, 1983 at Calgary. Edmonton won 10-2 (Tied NHL record)

Opposition: 2 Oilers at Winnipeg, Apr. 9, 1988, Winnipeg won 6-4

### MOST SHORTHANDED GOALS, BOTH TEAMS, ONE GAME:

- 3
- Oilers at Calgary, Apr. 17, 1983. Edmonton won 10-2. CGY - 0 SHG; EDM - 3 SHG
  - Oilers at Winnipeg, Apr. 9, 1988. Winnipeg won 6-4. WPG - 2 SHG; EDM - 1 SHG

### MOST SHORTHANDED GOALS, ONE PERIOD:

Edmonton: 2 – Apr. 24, 1983, 3rd period vs. Chicago. Edmonton won 8-4 (Tied NHL record)

– Apr. 28, 1984, 3rd period vs. Minnesota North Stars. Edmonton won 8-5 (Ties NHL Record)

Opposition: 1 The Oilers have allowed 26 shorthanded goals in the playoffs; Most recently: at Carolina, June 5, 2006. Carolina won 5-4

### MOST SHORTHANDED GOALS, BOTH TEAMS, ONE PERIOD:

- 2
- Oilers vs. Calgary, Apr. 14, 1983, 3rd period. Edmonton won 6-3. EDM - 1 SHG, CGY - 1 SHG
  - Oilers vs. Chicago, Apr. 24, 1983, 3rd period. Edmonton won 8-4. EDM - 2 SHG
  - Oilers at Minnesota North Stars, Apr. 28, 1984, 3rd period. Edmonton won 8-5. EDM - 2 SHG
  - Oilers at Winnipeg, Apr. 9, 1988, 2nd period. Winnipeg won 6-4. WPG - 1 SHG, EDM - 1 SHG

## FASTEST GOALS

### FASTEST FIVE GOALS, BOTH TEAMS:

5:12 Oilers at Minnesota, April 28/84, 2nd period. Scorers Mark Napier, North Stars, 8:48, Mark Napier, North Stars, 10:22, Neal Broten, North Stars, 12:04, Neal Broten, North Stars, 12:36; Paul Coffey, Oilers, 14:00, Edmonton won 8-5

### FASTEST FIVE GOALS, ONE TEAM:

Edmonton: 5:44 Oilers at Minnesota, Apr. 28, 1984, 3rd period. Scorers: Jari Kurri 4:58; Glenn Anderson 6:06; Ken Linseman 7:05; Mark Messier 10:10; Wayne Gretzky 10:42, Edmonton won 8-5

Opposition: 8:27 Oilers at Minnesota, Apr. 28, 1984, 2nd period. Scorers: Brad Maxwell 4:09; Mark Napier 8:48, Mark Napier 10:22; Neal Broten 12:04; Neal Broten 12:36, Edmonton won 8-5

### FASTEST FOUR GOALS, BOTH TEAMS:

2:30 Oilers at Chicago, May 12, 1985, 1st period. Scorers: Denis Savard, Chicago, 17:05; Jaroslav Pouzar, Edmonton, 17:20; Curt Fraser, Chicago, 18:17; Al Secord, Chicago, 19:35, Chicago won 8-6

### FASTEST FOUR GOALS, ONE TEAM:

Edmonton: 4:25 Oilers vs. Los Angeles, Apr. 20, 1990, 3rd period. Scorers: Jari Kurri 13:14; Mark Lamb 14:29, Esa Tikkanen 16:38; Craig MacTavish 17:39, Edmonton won 6-1

Opposition: 3:48 Oilers at Minnesota, Apr. 28, 1984, 2nd period. Scorers: Mark Napier 8:48; Mark Napier 10:22; Neal Broten 12:04; Neal Broten 12:36, Edmonton won 8-5

### FASTEST THREE GOALS, BOTH TEAMS:

0:21 Oilers vs. Chicago, May 7, 1985, 3rd period. Scorers: Behn Wilson, Chicago, 19:22; Jari Kurri, Edmonton, 19:36; Glenn Anderson, Edmonton, 19:43. Edmonton won 7-3 (NHL Record)

### FASTEST THREE GOALS, ONE TEAM:

Edmonton: 1:48 Oilers vs. Winnipeg, Apr. 6, 1983, 1st period. Scorers: Ken Linseman 14:10; Dave Hunter 14:17; Wayne Gretzky 15:58, Edmonton won 6-3

Opposition: 1:26 Oilers at Chicago, May 16, 1992, 2nd period. Scorers: Mike Peluso 2:51; Jeremy Roenick 3:20; Steve Smith 4:17, Chicago won 8-2

### FASTEST TWO GOALS, BOTH TEAMS:

0:07 Oilers vs. Winnipeg, Apr. 6, 1983, 1st mperiod. Scorers: Ken Linseman, EDM 14:10; Dave Hunter, EDM - 14:17

**FASTEST TWO GOALS, ONE TEAM:**

Edmonton: 0:07– Oilers vs. Winnipeg, Apr. 6, 1983, 1st period. Scorers: Ken Linseman 14:10; Dave Hunter 14:17, Edmonton won 6-3

- Oilers vs Chicago, May 7, 1985, 3rd period. Scorers: Jari Kurri 19:36; Glenn Anderson 19:43 (both ENG), Edmonton won 7-3

Opposition: 0:11 Oilers at Los Angeles, Apr. 22, 1990, 1st period. Scorers: Larry Robinson 19:20; Todd Elik 19:31, Edmonton won 5-4

**FASTEST THREE GOALS FROM THE START OF A GAME, BOTH TEAMS:**

1:41 Oilers vs. Philadelphia, May 25, 1985. Scorers: Wayne Gretzky, Oilers, 1:10; Wayne Gretzky, Oilers 1:25; Derrick Smith, Philadelphia, 1:41; Edmonton won 4-3

**FASTEST THREE GOALS FROM THE START OF A GAME, ONE TEAM:**

Edmonton: 6:26 Oilers vs Los Angeles, Apr. 9, 1987. Scorers: Jari Kurri 2:51; Glenn Anderson 5:17; Jari Kurri 6:26, Oilers won 13-3

Opposition: 12:04 Oilers at Winnipeg, Apr. 10, 1990. Scorers: Mark Kumpel 4:55; Pat Elynuik 11:42; Doug Evans 12:04, Winnipeg won 4-3 in 2OT

**FASTEST THREE GOALS FROM THE START OF A PERIOD, BOTH TEAMS:**

1:41 Oilers vs. Philadelphia, May 25, 1985, 1st period. Scorers: Wayne Gretzky, Oilers, 1:10; Wayne Gretzky, Oilers, 1:25; Derrick Smith, Philadelphia, 1:41; Edmonton won 4-3

**FASTEST THREE GOALS FROM THE START OF A PERIOD, ONE TEAM:**

Edmonton: 5:01 Oilers vs. Detroit, May 5, 1988, 3rd period. Scorers: Mark Messier 0:48; Jari Kurri 1:18; Craig Simpson 5:01, Edmonton won 5-3

Opposition: 4:30 Oilers at NY Islanders, Apr. 16, 1981, 2nd period. Scorers: John Tonelli 2:46; Hector Marini 3:33; Denis Potvin 4:30, New York won 8-2

**FASTEST TWO GOALS FROM THE START OF A GAME, BOTH TEAMS:**

4:19 Oilers vs Detroit, May 11/88. Scorers: Craig Simpson, Edmonton, 0:47; Brent Ashton, Detroit, 4:19, Edmonton won 8-4

**FASTEST TWO GOALS FROM THE START OF A GAME, ONE TEAM:**

Edmonton: 1:25 Oilers vs Philadelphia, May 25, 1985. Scorers: Wayne Gretzky 1:10; Wayne Gretzky 1:25; Edmonton won 4-3

Opposition: 5:48 Oilers at NY Islanders, May 12, 1984. Scorers: Bryan Trottier 0:53; Greg Gilbert 5:48, New York won 6-1

**FASTEST TWO GOALS FROM THE START OF A PERIOD, BOTH TEAMS:**

2:04 Oilers vs. Winnipeg, Apr. 4, 1990, 2nd period. Scorers: Mark Messier, Oilers, 0:35; Moe Mantha, Jets, 2:04, Winnipeg won 7-5

**FASTEST TWO GOALS FROM THE START OF A PERIOD, ONE TEAM:**

Edmonton: 1:18 Oilers vs. Detroit, May 5, 1988, 3rd period. Scorers: Mark Messier 0:48; Jari Kurri 1:18; Edmonton won 5-3

Opposition: 0:35 Oilers at NY Islanders, May 19, 1984, 3rd period. Scorers: Pat LaFontaine 0:13; Pat LaFontaine 0:35, Edmonton won 5-2

**OVERTIME****SHORTEST OVERTIME:**

0:21 Oilers vs. Winnipeg, Apr. 5, 1984, Edmonton won 5-4. Winning goal: Randy Gregg (Mark Messier, Glenn Anderson) 0:21 of the 1st overtime period

0:45 - Loss - Oilers vs. Anaheim, May 3, 2017, Anaheim won 4-3. Winning goal: Jakob Silfverberg at 0:45 of 1st overtime period

**LONGEST OVERTIME:**

57:34 Oilers vs. Dallas, Apr. 27, 1999. Dallas won 3-2. Winning goal: Joe Nieuwendyk at 17:34 of 3rd overtime period

55:13 Oilers at Boston, May 15, 1990, Edmonton won 3-2. Winning goal: Petr Klima (Jari Kurri, Craig MacTavish) at 15:13 of 3rd overtime period

**MOST OVERTIME GAMES, ONE PLAYOFF YEAR:**

6 1991

**MOST OVERTIME GAMES, ONE PLAYOFF SERIES:**

- 4
- Oilers vs. Los Angeles, 1991 Smythe Division Final, Games 1-3. Edmonton won series 4-2
  - Oilers vs. Dallas, 2001 Western Conf. QF, Games 3-5, Dallas won series 4-2

**HAT-TRICKS****MOST HAT-TRICKS, ONE TEAM, ONE PLAYOFF YEAR:**

- 6
- 1983 in 16 games (NHL record)
  - 1985 in 18 games (Tied NHL record)

**POINTS****MOST POINTS, BOTH TEAMS, ONE GAME:**

46 Oilers vs. Los Angeles, Apr. 7, 1982, Los Angeles won 10-8; LA - 10G, 15A; EDM - 8G, 13A

**MOST POINTS, ONE TEAM, ONE GAME:**

Edmonton: 33 Oilers vs. Los Angeles, Apr. 9, 1987. Edmonton won 13-3, with 20 assists

Opposition: 25 Oilers vs Los Angeles, Apr. 7, 1982, Los Angeles won 10-8, with 15 assists

**MOST POINTS, BOTH TEAMS, ONE PERIOD:**

23 Oilers vs. Winnipeg, Apr. 6, 1988, 3rd period, Edmonton won 7-4; EDM - 7G, 12A; WPG - 2G, 3A

**MOST POINTS, ONE TEAM, ONE PERIOD:**

Edmonton: 18 Oilers vs. Winnipeg, Apr. 6, 1988, 3rd period. Edmonton won 7-4, with 12 assists

Opposition: 14 — Oilers at Los Angeles, Apr. 10, 1982, 3rd period. Los Angeles won 6-5, with 5 goals, 9 assists  
 — Oilers at Minnesota, Apr. 28, 1984, 2nd period. Edmonton won 8-5; Minnesota had 5 goals, 9 assists  
 — Oilers at Chicago, May 12, 1985, 1st period. Chicago won 8-6, with 5 goals and 9 assists

**SHOTS****MOST SHOTS, BOTH TEAMS, ONE GAME:**

102 Oilers at Anaheim, May 5, 2017, Anaheim won 4-3 in double overtime

**MOST SHOTS, ONE TEAM, ONE GAME:**

Edmonton: 58 Oilers vs. San Jose, May 10, 2006, Edmonton won 3-2 in triple overtime

Opposition: 64 Oilers at Anaheim, May 5, 2017. Anaheim won 4-3 in double overtime

**MOST SHOTS, BOTH TEAMS, ONE PERIOD:**

35 Oilers vs. Winnipeg, Apr. 4, 1984, 1st period, Edmonton won 9-2, with 19 shots; Winnipeg had 16 shots

**MOST SHOTS, ONE TEAM, ONE PERIOD:**

Edmonton: 22 Oilers vs. Calgary, Apr. 12, 1984, 2nd period, Edmonton won 5-2

Opposition: 25 Oilers vs. Anaheim, May 25, 2006, 2nd period. Anaheim won 6-3

**FEWEST SHOTS, BOTH TEAMS, ONE GAME:**

36 — Oilers vs Boston, May 18, 1988. Edmonton won 2-1, with 22 shots. Boston had 14 shots  
 — Oilers at Dallas, May 9, 1998. Edmonton won 2-0 and had 21 shots. Dallas had 15 shots

**FEWEST SHOTS, ONE TEAM, ONE GAME:**

Edmonton: 13 — Oilers at Dallas, Apr. 21, 1999. Dallas won 2-1.  
 — Oilers at Dallas, Apr. 11, 2003. Dallas won 6-1.

Opposition: 12 Oilers vs. Boston, May 20, 1988. Edmonton won 4-2.

**FEWEST SHOTS, BOTH TEAMS, ONE PERIOD:**

7 Oilers at Dallas, Apr. 21, 1999, 1st period. Dallas won 2-1, with 3 shots. Edmonton had 4 shots.

**FEWEST SHOTS, ONE TEAM, ONE PERIOD:**

Edmonton: 1 — Oilers at Los Angeles, Apr. 22, 1990, 1st period. Edmonton won 5-4  
 — Oilers at Vancouver, May 4, 1992, 1st period. Vancouver won 4-0

Opposition: 0 Oilers at Dallas, May 9, 1998, 1st period. Edmonton won 2-0

**PENALTIES****MOST PENALTIES, BOTH TEAMS, ONE SERIES:**

154 Oilers vs. Calgary, 1986 Divisional Final. Calgary won series 4-3, receiving 59 minors, 7 majors, 4 misconducts, and 1 game misconduct. Edmonton received 66 minors, 10 majors, 6 misconducts and 2 game misconducts

**MOST PENALTIES, ONE TEAM, ONE SERIES:**

Edmonton: 83 Oilers vs. Calgary, 1986 Division Finals. Calgary won series 4-3. Edmonton received 66 minors, 10 majors, 6 10-minute misconducts and 2 game misconducts

Opposition: 75 Oilers vs. Winnipeg, 1988 Division SF. Edmonton won series 4-1. Winnipeg received 64 minors, 5 majors, and 6 10-minute misconducts

**MOST PENALTIES, BOTH TEAMS, ONE GAME:**

53 Oilers at Los Angeles, Apr. 10, 1982, Edmonton received 19 minors, 2 majors, and 6 10-minute misconducts. Los Angeles received 16 minors, 1 double-minor, 2 majors, 6 10-minute misconducts and 1 game misconduct

**MOST PENALTIES, ONE TEAM, ONE GAME:**

Edmonton: 28 Oilers at Calgary, Apr. 24, 1986, Edmonton received 18 minors, 1 double-minor, 4 majors, 4 misconducts and 1 game misconduct

Opposition: 26 Oilers at Los Angeles, Apr. 10, 1982, Los Angeles received 16 minors, 1 double-minor, 2 majors, 6 misconducts and 1 game misconduct

**MOST PENALTIES, BOTH TEAMS, ONE PERIOD:**

28 Oilers at Los Angeles, Apr. 20, 1992, 3rd period, Edmonton received 9 minors, 1 major, 4 misconducts. Los Angeles received 9 minors, 1 major and 4 misconducts

**MOST PENALTIES, ONE TEAM, ONE PERIOD:**

Edmonton: 15 — Oilers at Dallas, Apr. 11, 2003, 3rd period. Edmonton received 11 minors, 1 major, 2 misconducts and 1 match

Opposition: 14 — Oilers at Los Angeles, Apr. 10, 1982, 3rd period. Los Angeles received 5 minors, 2 majors, 6 10-minute misconducts and 1 game misconduct

— Oilers at Los Angeles, Apr. 20, 1992, 3rd period. Los Angeles received 9 minors, 1 major and 4 misconducts

**PENALTY MINUTES****MOST PENALTY MINUTES, BOTH TEAMS, ONE SERIES:**

465 Oilers vs. Calgary, 1986 Division Finals. Calgary won series 4-3, with 203 penalty minutes. Edmonton had 262 penalty minutes

**MOST PENALTY MINUTES, ONE TEAM, ONE SERIES:**

Edmonton: 262 Oilers vs. Calgary, 1986 Division Finals. Calgary won series 4-3. Edmonton received 66 minors, 10 majors, 6 misconducts and 2 game misconducts

Opposition: 213 Oilers vs. Winnipeg, 1988 Division SF. Edmonton won series 4-1. Winnipeg received 64 minors, 5 majors and 6 10-minute misconducts

**MOST PENALTY MINUTES, BOTH TEAMS, ONE GAME:**

227 Oilers at Los Angeles, Apr. 10, 1982, Edmonton received 18 minors, 3 majors and 6 10-minute misconducts for 111 minutes, Los Angeles received 18 minors, 2 majors, 6 10 minute misconducts and 1 game misconduct for 116 minutes

**MOST PENALTY MINUTES, ONE TEAM, ONE GAME:**

Edmonton: 111 Oilers at Los Angeles, Apr. 10, 1982, Edmonton received 18 minors, 3 majors and 6 10-minute misconducts

Opposition: 116 Oilers at Los Angeles, Apr. 10, 1982, Los Angeles received 18 minors, 2 majors, 6 10-minute misconducts and 1 game misconduct

**NHL TEAM RECORDS HELD OR CO-HELD BY THE EDMONTON OILERS (PLAYOFFS)****MOST GOALS, ONE TEAM, ONE PLAYOFF SERIES:**

44 1985; Edmonton won best-of-seven series CF 4-2, outscoring Chicago 44-25

**MOST GOALS, BOTH TEAMS, ONE PLAYOFF SERIES:**

69 Edmonton (44), Chicago (25) in 1985. Edmonton won best-of-seven CF series 4-2

**MOST GOALS, BOTH TEAMS, FOUR-GAME SERIES:**

36 Edmonton (25), Chicago (11) in 1983. Edmonton won best-of-seven CF 4-0. (Ties NHL record)

**MOST GOALS, ONE TEAM, FIVE-GAME SERIES:**

35 1983. Edmonton won best-of-seven DF 4-1, outscoring Calgary 35-13

**MOST GOALS, BOTH TEAMS, FIVE-GAME SERIES:**

52 Edmonton (32), Los Angeles (20) in 1987. Edmonton won best-of-seven Division SF 4-1

**MOST GOALS, ONE TEAM, SIX-GAME SERIES:**

44 - 1985; Edmonton won best-of-seven series CF 4-2, outscoring Chicago 44-25

**MOST GOALS, BOTH TEAMS, SIX-GAME SERIES:**

69 Edmonton (44), Chicago (25) in 1985. Edmonton won best-of-seven CF series 4-2

**MOST GOALS, ONE TEAM, ONE GAME:**

13 Apr. 9, 1987 vs. Los Angeles. Edmonton won 13-3

**MOST GOALS, BOTH TEAMS, ONE GAME:**

18 Los Angeles (10), Edmonton (8), Apr. 7, 1982, at Edmonton. Los Angeles won best-of-five DSF 3-2

**MOST PENALTY MINUTES, BOTH TEAMS, ONE PERIOD:**

162 Oilers at Calgary, Apr. 24, 1986. Edmonton received 19 minors, 1 double-minor, 2 majors and 5 10-minute misconducts for 82 minutes, Calgary received 13 minors, 1 double-minor, 2 majors and 5 10-minute misconducts for 80 minutes

**MOST PENALTY MINUTES, ONE TEAM, ONE PERIOD:**

Edmonton: 82 Oilers at Calgary, Apr. 24, 1986, 3rd period, Edmonton received 6 minors, 4 majors, 4 misconducts and 1 game misconduct

Opposition: 90 Oilers at Los Angeles, Apr. 10, 1982, 3rd period, Los Angeles received 5 minors, 2 majors, 6 10-minute misconducts and 1 game misconduct

**MOST POWER-PLAY GOALS, BOTH TEAMS, ONE PERIOD:**

5 Minnesota (4), Edmonton (1), Apr. 28, 1984 at Minnesota. Edmonton won 8-5.

**MOST POWER-PLAY GOALS, BOTH TEAMS, ONE SERIES:**

21 NY Islanders (13), Edmonton (8) in 1981 best-of-seven QF won by NY Islanders 4-2

**MOST SHORTHANDED GOALS, ONE TEAM, ONE PLAYOFF YEAR:**

10 1983, in 16 games

**MOST SHORTHANDED GOALS, BOTH TEAMS, ONE SERIES:**

7 Edmonton (5), Calgary (2), in 1983 Division Final, won by Edmonton 4-1 (Ties NHL Record)

**MOST SHORTHANDED GOALS, ONE TEAM, ONE GAME:**

3 Apr. 17, 1983 at Calgary. Edmonton won 10-2 (Tied NHL record)

**MOST SHORTHANDED GOALS, ONE TEAM, ONE PERIOD:**

2 Apr. 24, 1984, 3rd period vs. Chicago. Edmonton won 8-4 (Tied NHL record)

**FASTEST THREE GOALS, BOTH TEAMS:**

0:21 Oilers vs. Chicago, May 7, 1985, 3rd period. Scorers: Behn Wilson, Chicago, 19:22; Jari Kurri, Edmonton, 19:36; Glenn Anderson, Edmonton, 19:43. Edmonton won 7-3 (NHL Record)

**MOST HAT-TRICKS, ONE TEAM, ONE PLAYOFF YEAR:**

6 1983 in 16 games  
1985 in 18 games (Ties NHL Record)



## CURRENT NHL INDIVIDUAL RECORDS ESTABLISHED OR TIED BY EDMONTON OILERS (PLAYOFFS)

### **MOST CAREER PLAYOFF GOALS:**

\*122 Wayne Gretzky Gretzky holds the NHL record with 122 career playoff goals from 1979-80 through 1998-99 (with EDM, LAK, STL, NYR); He had 81 of those goals with Edmonton from 1979-1988

### **MOST GOALS, ONE PLAYOFF YEAR:**

19 Jari Kurri 1984-85 (Ties NHL record)

### **MOST GOALS IN ONE SERIES (OTHER THAN FINAL):**

12 Jari Kurri 1984-85, during six-game Conference Final against Chicago

### **MOST CAREER PLAYOFF ASSISTS:**

\*260 Wayne Gretzky Gretzky holds the NHL record with 260 career playoff assists from 1979-80 through 1998-99 (with EDM, LAK, STL, NYR); He posted 171 assists with Edmonton.

### **MOST ASSISTS, ONE PLAYOFF YEAR:**

31 Wayne Gretzky 1987-88

### **MOST ASSISTS IN ONE SERIES (OTHER THAN FINAL):**

14 Wayne Gretzky 1984-85, during six-game Conference Final against Chicago (Ties NHL record)

### **MOST ASSISTS, IN FINAL SERIES:**

10 Wayne Gretzky 1987-88, during four-game Stanley Cup Final against Boston.

### **MOST ASSISTS, ONE GAME:**

6 Wayne Gretzky Apr. 9, 1987 vs. Los Angeles (Ties NHL record)

### **MOST ASSISTS, ONE PERIOD:**

3 Wayne Gretzky 5 times, Apr. 8, 1981, Apr. 24, 1983, Apr. 25, 1985, Apr. 9, 1987, Apr. 12, 1987 (Ties NHL record)

### **MOST CAREER PLAYOFF POINTS:**

\*382 Wayne Gretzky Gretzky holds the record with 382 points posted from 1979-80 through 1998-99 (with EDM, LAK, STL, NYR). He posted 252 points with Edmonton

### **MOST POINTS, ONE PLAYOFF YEAR:**

47 Wayne Gretzky 1984-85; 17 goals, 30 assists

### **MOST POINTS, IN FINAL SERIES:**

13 Wayne Gretzky 1987-88, scored 3 goals, 10 assists during four-game Stanley Cup Final against Boston (Ties NHL Record)

### **MOST POINTS, ONE PERIOD:**

4 Wayne Gretzky Apr. 12, 1987 at Los Angeles, 3rd period; 1 goal, 3 assists (Ties NHL record)  
Glenn Anderson Apr. 6, 1988 vs. Winnipeg, 3rd period; 3 goals, 1 assist (Ties NHL record)

### **MOST POWERPLAY GOALS, ONE GAME:**

3 Jari Kurri Apr. 9, 1987 vs. Los Angeles (Ties NHL record)

### **MOST CAREER SHORTHANDED GOALS:**

\*14 Mark Messier Messier holds the record with 14 career shorthanded goals from 1979-80 through 1997-98 (with EDM, NYR). He scored 11 shorthanded goals with Edmonton.

### **MOST SHORTHANDED GOALS, ONE PLAYOFF YEAR:**

3 Wayne Gretzky 1982-83 (Ties NHL record)  
Todd Marchant 1996-97 (Ties NHL record)

### **MOST SHORTHANDED GOALS, ONE GAME:**

2 Wayne Gretzky Twice: Apr. 6, 1983 vs. Winnipeg; Apr. 25, 1985 at Winnipeg; (Ties NHL record)  
Jari Kurri Apr. 24, 1983 vs. Chicago (Ties NHL record)

### **MOST SHORTHANDED GOALS, ONE PERIOD:**

2 Jari Kurri April 24, 1983 vs. Chicago, 3rd period (Ties NHL record)

### **MOST CAREER GAME-WINNING GOALS**

\*24 Wayne Gretzky Gretzky holds the NHL record with 24 game-winning goals scored from 1979-80 through 1998-99 (with EDM, LAK, STL, NYR). He had 16 game-winning goals with Edmonton.

### **MOST GOALS BY A DEFENCEMAN, ONE PLAYOFF YEAR:**

12 Paul Coffey 1984-85

### **MOST ASSISTS BY A DEFENCEMAN, ONE PLAYOFF YEAR:**

25 Paul Coffey 1984-85

### **MOST ASSISTS BY A DEFENCEMAN, ONE GAME:**

5 Paul Coffey May 14, 1985 vs. Chicago. Edmonton won 10-5

### **MOST POINTS BY A DEFENCEMAN ONE PLAYOFF YEAR:**

37 Paul Coffey 1984-85; 12 goals, 25 assists

### **MOST POINTS, ONE GAME, BY A DEFENCEMAN:**

6 Paul Coffey May 14, 1985 vs. Chicago; 1 goal, 5 assists

### **MOST CAREER THREE-OR-MORE GOAL GAMES:**

\*10 Wayne Gretzky Gretzky holds record with 10 three-or-more goal games from 1979-80 through 1998-99 (with EDM, LAK, STL, NYR). He had 7 three-or-more goal games with Edmonton.

### **MOST THREE-OR-MORE GOAL GAMES ONE PLAYOFF YEAR:**

4 Jari Kurri 1984-85

### **MOST THREE-OR-MORE GOAL GAMES, ONE PLAYOFF SERIES:**

3 Jari Kurri 1984-85, during six-game Conference Final against Chicago

### **MOST WINS BY A GOALTENDER ONE PLAYOFF YEAR:**

16 Grant Fuhr 1987-88  
Bill Ranford 1989-90 (Ties NHL record)





## EDMONTON OILERS INDIVIDUAL PLAYOFF RECORDS

### GAMES

#### MOST GAMES:

172 Kevin Lowe, 1980 through 1992 & 1997 through 1998

### GOALS

#### MOST GOALS:

92 Jari Kurri, in 146 games

#### MOST GAMES SCORING THREE-OR-MORE GOALS:

- 7 – Wayne Gretzky, 5 three-goal games, 2 four-goal games
  - Jari Kurri, 5 three-goal games 2 four-goal games
- NOTE - Gretzky holds NHL record with 10 games scoring three or more goals in a game, with Edmonton, Los Angeles, NY Rangers

#### MOST GAMES SCORING THREE OR-MORE GOALS, ONE PLAYOFF SEASON:

4 Jari Kurri, 1985, 3 three-goal games 1 four-goal game (NHL record)

#### MOST GAMES SCORING THREE-OR-MORE GOALS, ONE PLAYOFF SERIES:

3 Jari Kurri, 1985 Conference Finals vs. Chicago (NHL record)

#### MOST GOALS, ONE PLAYOFF YEAR:

19 Jari Kurri, 1985 in 18 games (Ties NHL record)

#### MOST GOALS, ONE PLAYOFF YEAR, ROOKIE:

- 5 – Glenn Anderson, 1981
- Jari Kurri, 1981

#### MOST GOALS, ONE PLAYOFF YEAR, DEFENCEMAN:

12 Paul Coffey, 1985 in 18 games (NHL record)

#### MOST GOALS, IN FINAL SERIES:

7 Wayne Gretzky, 1985 vs. Philadelphia in six games

#### MOST GOALS IN ONE SERIES (OTHER THAN FINAL):

12 Jari Kurri, 1985 vs. Chicago in Conference Final (NHL record)

#### MOST GOALS, ONE GAME:

- Edmonton: 4 – Wayne Gretzky, vs. Winnipeg, Apr. 6, 1983. Edmonton won 6-3
- Mark Messier, vs. Calgary, Apr. 14, 1983. Edmonton won 6-3
  - Wayne Gretzky, at Calgary, Apr. 17, 1983. Edmonton won 10-2
  - Glenn Anderson, vs. Chicago, Apr. 26, 1983. Edmonton won 8-2
  - Jari Kurri, at Chicago, May 16, 1985. Edmonton won 8-2
  - Jari Kurri, vs. Los Angeles, Apr. 9, 1987. Edmonton won 13-3

- Opposition: 3 – Denis Potvin, at NY Islanders, Apr. 17, 1981. New York won 6-3
- Paul Reinhart, vs. Calgary, Apr. 14, 1983. Edmonton won 6-3
  - Clark Gillies, at NY Islanders, May 12, 1984, New York won 6-1
  - Chris Kontos, at Los Angeles, Apr. 6, 1989. Los Angeles won 5-2
  - Luc Robitaille, at Los Angeles, Apr. 26, 1991. Los Angeles won 5-2

#### MOST GOALS, ONE ROAD GAME:

- Edmonton: 4 – Wayne Gretzky, at Calgary, Apr. 17, 1983. Edmonton won 10-2 (Ties NHL record)
- Jari Kurri, at Chicago, May 16, 1985. Edmonton won 8-2 (Ties NHL record)

Opposition: 3 Paul Reinhart, vs. Calgary, Apr. 14, 1983. Edmonton won 6-3

#### MOST GOALS, ONE PERIOD:

- Edmonton: 3 – Wayne Gretzky, vs. Winnipeg, Apr. 6, 1983, 2nd period. Edmonton won 6-3
- Wayne Gretzky, vs. Philadelphia, May 25, 1985, 1st period. Edmonton won 4-3
  - Glenn Anderson, vs. Winnipeg, Apr. 6, 1988, 3rd period. Edmonton won 7-4
  - Petr Klima, vs. Minnesota, May 4, 1991, 1st period. Edmonton won 7-2

Opposition: 2 Has occurred 25 times in Oilers playoff history. Most recently: Ryan Getzlaf, Anaheim, May 4, 2017, 2nd period. Anaheim won 4-3 in overtime

#### MOST GAME-WINNING GOALS:

- 16 - Wayne Gretzky, in 120 games
- Gretzky holds the NHL career record, with 24 game-winning goals with Edmonton, Los Angeles, St. Louis, NY Rangers

#### MOST GAME-WINNING GOALS, ONE PLAYOFF YEAR:

- 5 – Jari Kurri, 1987
- Fernando Pisani, 2006

#### MOST OVERTIME GOALS:

3 Glenn Anderson, in 164 games

#### MOST OVERTIME GOALS, ONE PLAYOFF YEAR:

2 Esa Tikkanen, 1991

#### MOST OVERTIME GOALS, ONE PLAYOFF SERIES:

1 18 different Oilers players have scored 25 overtime goals in the NHL playoffs, but none have scored more than one in one playoff series

Most recently: David Desharnais, 2017 First Round vs. San Jose

#### LONGEST CONSECUTIVE GOAL-SCORING STREAK:

6 games Esa Tikkanen, Apr. 10, 1990 through Apr. 20, 1990, 7 goals



## ASSISTS

### MOST ASSISTS:

171 Wayne Gretzky, in 120 games  
Gretzky holds the NHL record, with 260 assists, with Edmonton, Los Angeles, St. Louis and the NY Rangers

### MOST ASSISTS, ONE PLAYOFF YEAR:

31 Wayne Gretzky, 1988 (NHL record)

### MOST ASSISTS, ONE PLAYOFF YEAR, ROOKIE

7 – Glenn Anderson, 1981  
– Jari Kurri, 1981

### MOST ASSISTS, ONE PLAYOFF YEAR, DEFENCEMAN:

25 Paul Coffey, 1985 (NHL record)

### MOST ASSISTS, IN FINAL SERIES:

10 Wayne Gretzky, 1988 vs. Boston (NHL record)

### MOST ASSISTS IN ONE SERIES (OTHER THAN FINAL):

14 Wayne Gretzky, 1985 Conference Final vs. Chicago (Ties NHL record)

### MOST ASSISTS, ONE GAME:

Edmonton: 6 Wayne Gretzky, vs. Los Angeles, Apr. 9, 1987.  
Edmonton won 13-3 (Ties NHL record)

Opposition: 4 – Duane Sutter, vs. NY Islanders, May 12, 1983. New York won 6-3  
– Brian Propp, at Edmonton, May 26, 1987. Philadelphia won 4-3  
– Wayne Gretzky, at Los Angeles, Apr. 20, 1992. Los Angeles won 8-5  
– Sandis Ozolinsh, vs. Colorado, Apr. 26, 1998. Colorado won 5-4 (OT)

### MOST ASSISTS, ONE PERIOD:

Edmonton: 3 Thirteen (13) Oilers have posted three assists in one period, tying the NHL record  
Most recently: Chris Pronger, at Detroit, Apr. 29, 2006, 2nd period. Edmonton won 3-1  
Wayne Gretzky leads all players with five games in which he posted three assists in one period

Opposition: 3 – Steve Payne, vs. Minnesota, Apr. 26, 1984, 2nd period. Edmonton won 4-3  
– Chris Chelios, at Chicago, May 18, 1992, 3rd period. Chicago won 4-2

### MOST ASSISTS, ONE ROAD GAME:

Edmonton: 5 Wayne Gretzky, at Montreal, Apr. 8, 1981. Edmonton won 6-3 (NHL record)

Opposition: 4 – Duane Sutter, vs. NY Islanders, May 12, 1983. New York won 6-3  
– Sandis Ozolinsh, vs. Colorado, Apr. 26, 1998. Colorado won 5-4 (OT)

## POINTS

### MOST POINTS:

252 Wayne Gretzky, in 120 games (81 goals -171 assists)  
Gretzky holds the NHL career record, with 382 points (122G, 260A), with Edmonton, Los Angeles, St. Louis, NY Rangers

### MOST POINTS, ONE PLAYOFF YEAR

47 Wayne Gretzky, 1985 (17 goals - 30 assists) (NHL record)

### MOST POINTS, ONE PLAYOFF YEAR, ROOKIE:

12 – Glenn Anderson, 1981 (5 goals - 7 assists)  
– Jari Kurri, 1981 (5 goals - 7 assists)

### MOST POINTS, ONE PLAYOFF YEAR, DEFENCEMAN:

37 Paul Coffey, 1985 (12 goals - 25 assists) (NHL record)

### MOST POINTS IN ONE SERIES (OTHER THAN FINAL):

18 Wayne Gretzky in 1985 in 6 games vs. Chicago in Conference Final. (4 goals, 14 assists) Edmonton won series 4-2

### MOST POINTS, IN FINAL SERIES:

13 Wayne Gretzky, 1988 (3 goals, 10 assists) vs. Boston. (Ties NHL Record)

### MOST POINTS, ONE GAME:

Edmonton: 7 – Wayne Gretzky, at Calgary, Apr. 17, 1983, 4 goals, 3 assists. Edmonton won 10-2  
– Wayne Gretzky, at Winnipeg, Apr. 25, 1985, 3 goals, 4 assists. Edmonton won 8-3  
– Wayne Gretzky, vs. Los Angeles, Apr. 9, 1987, 1 goal, 6 assists. Edmonton won 13-3

Opposition: 5 – Denis Potvin, at NY Islanders, Apr. 17, 1981, 3 goals, 2 assists, New York won 6-3  
– Peter Forsberg, at Colorado, Apr. 24, 1098, 2 goals, 3 assists, Colorado won 5-2

### MOST POINTS, ONE ROAD GAME:

Edmonton: 7 – Wayne Gretzky, at Calgary, Apr. 17, 1983, 4 goals, 3 assists. Edmonton won 10-2 (NHL record)  
– Wayne Gretzky, at Winnipeg, Apr. 25, 1985, 3 goals, 4 assists. Edmonton won 8-3 (Ties NHL record)

Opposition: 4 – Daryl Evans, vs. Los Angeles, Apr. 7, 1982, 2 goals, 2 assists. Los Angeles won 10-8  
– Duane Sutter, vs. NY Islanders, May 12, 1983, 4 assists, New York won 6-3

### MOST POINTS, ONE GAME, DEFENCEMAN:

Edmonton: 6 Paul Coffey, vs. Chicago, May 14, 1985, 1 goal, 5 assists. Edmonton won 10-5 (NHL record)

Opposition: 5 Denis Potvin, at NY Islanders, Apr. 17, 1981, 3 goals, 2 assists. New York won 6-3

**MOST POINTS, ONE PERIOD:**

Edmonton: 4 – Wayne Gretzky, vs. Los Angeles, Apr. 12, 1987, 3rd period, 1 goal, 3 assists. Edmonton won 6-3 (Ties NHL record)

- Glenn Anderson, vs. Winnipeg, Apr. 6, 1988, 3rd period, 3 goals, 1 assist. Edmonton won 7-4 (Ties NHL record)

Opposition: 3 – Denis Potvin, at NY Islanders, Apr. 17, 1981, 2nd period, 2 goals, 1 assist. New York won 6-3

- Daryl Evans, vs. Los Angeles, Apr. 7, 1982, 2nd period, 2 goals, 1 assist. Los Angeles won 10-8
- Steve Payne, vs. Minnesota, Apr. 26, 1984, 2nd period, 3 assists. Edmonton won 4-3
- Brad Maxwell, at Minnesota, Apr. 28, 1984, 2nd period, 1 goal, 2 assists. Edmonton won 8-5
- Luc Robitaille, at Los Angeles, Apr. 24, 1990, 2nd period, 1 goal, 2 assists. Edmonton won 6-5 in overtime
- Theoren Fleury, at Calgary, Apr. 16, 1991, 1st period, 1 goal, 2 assists. Edmonton won 5-4 in overtime
- Chris Chelios, at Chicago, May 18, 1992, 3rd period, 3 assists. Chicago won 4-2

**PENALTIES****MOST PENALTIES, ONE GAME:**

Edmonton: 7 – Lee Fogolin, at Calgary, Apr. 18, 1983, 4 minors, 2 majors, and 1 game misconduct

Opposition: 6 – Marty McSorley, at Los Angeles, Apr. 26, 1991, 3 minors, 2 majors and 1 game misconduct

**MOST PENALTIES, ONE PERIOD:**

Edmonton: 4 – Dave Semenko, at Calgary, Apr. 17, 1983, 1st period, 1 major, 1 match penalty, 1 10-minute misconduct, 1 game misconduct

- Lee Fogolin, at Calgary, Apr. 18, 1983, 1st period, 3 minors, 1 major
- Don Jackson, vs. Philadelphia, May 30, 1985, 3rd period, 2 minors, 1 10-minute misconduct, 1 game misconduct
- Ethan Moreau, at Dallas, Apr. 11, 2003, 3rd period, 4 minors

Opposition: 5 – Marty McSorley, at Los Angeles, Apr. 26, 1991, 3rd period, 2 minors, 2 majors, 1 game misconduct

**PENALTY MINUTES****MOST PENALTY MINUTES:**

314 – Glenn Anderson, in 164 games

**MOST PENALTY MINUTES, ONE PLAYOFF YEAR:**

75 – Kevin McClelland, 1985

**MOST PENALTY MINUTES, BY A GOALTENDER, CAREER:**

- 14 – Grant Fuhr, in 111 games
- Dwayne Roloson, in 18 games

**MOST PENALTY MINUTES, BY A GOALTENDER, ONE PLAYOFF YEAR:**

14 – Dwayne Roloson, 2006

**MOST PENALTY MINUTES, ONE GAME:**

Edmonton: 35 – Dave Semenko, at Calgary, Apr. 17, 1983, 1 major, 1 match penalty, 1 10 minute misconduct, 1 game misconduct

Opposition: 29 – Tim Hunter, at Calgary, Apr. 18, 1983, 2 minors, 1 major, 2 10-minute misconducts

**MOST PENALTY MINUTES, ONE PERIOD:**

Edmonton: 35 – Dave Semenko, at Calgary, Apr. 17, 1983, 1st period, 1 major, 1 match penalty, 1 10-minute misconduct, 1 game misconduct

Opposition: 25 – Jim Peplinski, at Calgary, Apr. 17, 1983, 1st period, 1 major, 2 game misconducts

- Brad Marsh, at Edmonton, May 30, 1985, 3rd period, 1 major, 1 10-minute misconduct, 1 game misconduct

**POWERPLAY GOALS****MOST POWERPLAY GOALS:**

23 – Wayne Gretzky, in 120 games

**MOST POWERPLAY GOALS, ONE PLAYOFF YEAR:**

7 – Mark Messier, 1988

**MOST POWERPLAY GOALS, ONE PLAYOFF SERIES:**

- 4 – Bernie Nicholls, 1992 Division SF vs. Los Angeles
- Bill Guerin, 1998 Conference QF vs. Colorado

**MOST POWERPLAY GOALS, ONE GAME:**

Edmonton: 3 – Jari Kurri, vs. Los Angeles, Apr. 9, 1987. Edmonton won 13-3 (Ties NHL record)

Opposition: 3 – Denis Potvin, at NY Islanders, Apr. 17, 1981. New York won 6-3 (Ties NHL record)

**MOST POWERPLAY GOALS, ONE PERIOD:**

Edmonton: 2 – Jari Kurri, vs. Los Angeles, Apr. 9, 1987, third period. Edmonton won 13-3

Opposition: 2 – Denis Potvin, at NY Islanders, Apr. 17, 1981, 2nd period. New York won 6-3

- Marcel Dionne, at Edmonton, Apr. 7, 1982, 2nd period. Los Angeles won 10-8
- Mark Napier, at Minnesota North Stars, Apr. 28, 1984, 2nd period. Edmonton won 8-5
- Paul Coffey, vs. Los Angeles, Apr. 20, 1992, 1st period. Los Angeles won 8-5

**SHORTHANDED GOALS****MOST SHORTHANDED GOALS:**

11 – Mark Messier, in 166 games  
Messier holds the NHL career record, with 14 shorthanded goals with Edmonton and NY Rangers

**MOST SHORTHANDED GOALS, ONE PLAYOFF YEAR:**

- 3 – Wayne Gretzky, 1983 (Ties NHL record)
- Todd Marchant, 1997 (Ties NHL record)



### **MOST SHORTHANDED GOALS, ONE GAME:**

Edmonton: 2 – Wayne Gretzky, vs. Winnipeg, Apr. 6, 1983. Edmonton won 6-3 (Ties NHL record)  
 – Jari Kurri, vs. Chicago, Apr. 24, 1983. Edmonton won 8-4 (Ties NHL record)  
 – Wayne Gretzky at Winnipeg, Apr. 25, 1985. Edmonton won 8-3 (Ties NHL record)

Opposition: 1 26 times; Most recently: Wes Walz, vs. Minnesota, Mar. 28, 2006.

### **MOST SHORTHANDED GOALS, ONE PERIOD:**

Edmonton: 2 Jari Kurri, vs. Chicago, Apr. 24, 1983, 3rd period. Edmonton won 8-4 (Ties NHL record)

Opposition: 1 26 times; Most recently: Wes Walz, vs. Minnesota, Mar. 28, 2006.

### **GOALTENDER RECORDS**

#### **MOST GAMES APPEARED IN BY A GOALTENDER:**

111 Grant Fuhr 1982 through 1991

#### **MOST CONSECUTIVE COMPLETE GAMES BY A GOALTENDER:**

51 Grant Fuhr, April 12, 1986 through April 15, 1989

#### **MOST CONSECUTIVE COMPLETE GAMES BY A GOALTENDER, ONE SEASON:**

18 Grant Fuhr, Apr. 6, 1988 through May 26, 1988

#### **MOST WINS BY A GOALTENDER, ONE PLAYOFF YEAR:**

16 – Grant Fuhr, 1988, in 18 games (NHL record)  
 – Bill Ranford, 1990, in 22 games (NHL record)

#### **MOST CONSECUTIVE WINS BY A GOALTENDER, ONE PLAYOFF YEAR:**

9 Grant Fuhr, Apr. 10, 1985 through May 7, 1985

#### **MOST MINUTES PLAYED BY A GOALTENDER:**

6528 Grant Fuhr, 1982 through 1991

#### **MOST MINUTES PLAYED BY A GOALTENDER, ONE PLAYOFF YEAR:**

1401 Bill Ranford, 1990

#### **MOST CAREER PLAYOFF SHUTOUTS:**

5 – Curtis Joseph, in 24 games, 1997 through 1998

#### **MOST SHUTOUTS, ONE PLAYOFF YEAR:**

3 – Curtis Joseph, 1997-98

#### **MOST SHUTOUTS, ONE PLAYOFF SERIES:**

2 – Curtis Joseph, 1997 Conference QF vs. Dallas  
 – Curtis Joseph, 1998 Conference QF vs. Colorado  
 – Cam Talbot, 2017 First Round vs. San Jose

#### **LONGEST SHUTOUT SEQUENCE:**

166:54 Curtis Joseph shutout Colorado for final 43:40 on Apr. 30, 1998, for 60:00 on both May 2, 1998 and May 4, 1998 and Dallas for initial 3:14 on May 7, 1998.

### **MOST SHOTS FACED, ONE GAME**

64 Cam Talbot, at Anaheim, May 5, 2017. Anaheim won 4-3 (OT)

### **MOST SAVES, ONE GAME**

60 Cam Talbot, at Anaheim, May 5, 2017. Anaheim won 4-3 (OT)

### **MOST ASSISTS BY A GOALTENDER, CAREER**

12 Grant Fuhr, in 111 games

### **MOST ASSISTS BY A GOALTENDER, ONE PLAYOFF YEAR:**

3 Grant Fuhr, 1984 & 1985

### **MOST PENALTY SHOTS FACED, ONE PLAYOFF YEAR AND SERIES:**

2 Grant Fuhr, 1985 Stanley Cup Final Series vs. Philadelphia, May 28, May 30, 1985 (NHL record)

### **MOST PENALTY SHOTS STOPPED, ONE PLAYOFF YEAR AND SERIES:**

2 Grant Fuhr, 1985 Stanley Cup Final Series vs. Philadelphia, May 28, May 30, 1985 (NHL record)

### **STREAKS**

#### **LONGEST CONSECUTIVE GOAL-SCORING STREAK, ONE PLAYOFF YEAR:**

6 games Esa Tikkanen, Apr. 10, 1990 through Apr. 20, 1990, 7 goals

#### **LONGEST CONSECUTIVE ASSIST-SCORING STREAK:**

9 games Glenn Anderson, Apr. 20, 1985 through May 16, 1985, 13 assists

#### **LONGEST CONSECUTIVE ASSIST-SCORING STREAK, ONE PLAYOFF YEAR:**

9 games Glenn Anderson, Apr. 20, 1985 through May 16, 1985, 13 assists

#### **LONGEST CONSECUTIVE POINT-SCORING STREAK:**

18 games – Wayne Gretzky, Apr. 11, 1980 through Apr. 9, 1983, 17 goals, 25 assists, 42 points  
 – Wayne Gretzky, May 23, 1985 through Apr. 12, 1987, 17 goals, 28 assists, 45 points

#### **LONGEST CONSECUTIVE POINT-SCORING STREAK, ONE PLAYOFF YEAR:**

16 games Wayne Gretzky, Apr. 9, 1988 through May 26, 1988, 12 goals, 29 assists, 41 points

### **FASTEST GOALS**

#### **FASTEST OPENING GOAL:**

Edmonton: 0:10 Glenn Anderson, at Boston, May 24, 1988. Score tied at 3-3 when game was cancelled due to power failure at Boston Garden

Edmonton: 0:16 Fernando Pisani, at Carolina, Jun. 14, 2006. Edmonton won 4-3 (OT)

Opposition: 0:10 John Byce, Boston at Edmonton, May 20, 1990. Boston won 2-1



#### **FASTEST GOAL FROM THE START OF A PERIOD:**

Edmonton: 0:09 – Wayne Gretzky, vs. Winnipeg, Apr. 6, 1983, 2nd period. Edmonton won 6-3  
– Mark Messier, at Calgary, Apr. 16, 1984, 3rd period.  
Edmonton won 5-3

Opposition: 0:11 Neal Broten, vs. Minnesota, Apr. 26, 1984, 2nd period. Edmonton won 4-3

#### **FASTEST TWO GOALS:**

Edmonton: 0:15 Wayne Gretzky, vs. Philadelphia, May 25, 1985.  
Goals: 1st period - 1:10, 1:25. Edmonton won 4-3

Opposition: 0:22 Pat LaFontaine, vs. NY Islanders, May 19, 1984.  
Goals: 3rd period – 0:13, 0:35. Edmonton won 5-2

#### **FASTEST THREE GOALS:**

Edmonton: 5:13 Petr Klima, vs. Minnesota, May 4, 1991. Goals: 1st period - 6:14, 8:23, 11:27. Edmonton won 7-2

Opposition: 18:34 Luc Robitaille, at Los Angeles, Apr. 26, 1991.  
Goals: 1st period 15:08, 19:03, 2nd period - 13:42.  
Los Angeles won 5-2

#### **FASTEST FOUR GOALS:**

Edmonton: 16:50 Wayne Gretzky, vs. Winnipeg, Apr. 6, 1983. Goals:  
1st period - 15:58, 2nd period - 0:09, 5:52, 12:48.  
Edmonton won 6-3

#### **FASTEST ASSISTS**

##### **FASTEST TWO ASSISTS:**

Edmonton: 0:15 Paul Coffey, vs. Philadelphia, May 25, 1985. Goals:  
Wayne Gretzky, 1st period -1:10, 1:25. Edmonton won 4-3

Opposition: 0:22 Clark Gillies, vs. NY Islanders, May 19, 1984. Goals:  
Pat LaFontaine, 3rd period - 0:13, 0:35. Edmonton won 5-2

##### **FASTEST THREE ASSISTS:**

Edmonton: 7:24 Wayne Gretzky, at Winnipeg, Apr. 25, 1985. Goals:  
2nd period - Jari Kurri 0:54, 1:18, Glenn Anderson 8:18. Edmonton won 8-3

Opposition: 9:19 Steve Payne, vs. Minnesota, Apr. 26, 1984. Goals:  
2nd period - Neal Broten 0:11, Willi Plett 2:37, Brian Bellows 10:30. Edmonton won 4-3

##### **FASTEST FOUR ASSISTS:**

Edmonton: 21:18 Glenn Anderson, vs. Detroit, May 13, 1987. Goals:  
2nd period - Mark Messier 18:23, 3rd period - Mark Messier 4:48, Kent Nilsson 19:11 and 19:41.  
Edmonton won 6-3

Opposition: 39:50 Duane Sutter, vs. NY Islanders, May 12, 1983 Goals:  
1st period – Tomas Jonsson 14:21, 2nd period – Bob Bourne 8:03, Brent Sutter 8:41 3rd period - Brent Sutter 14:11. New York won 6-3

##### **FASTEST FIVE ASSISTS:**

Edmonton: 51:15 Wayne Gretzky, vs. Los Angeles, Apr. 9, 1987. Goals:  
1st period - Jari Kurri 6:26, Esa Tikkanen 14:09, 2nd period – Kent Nilsson 14:05, 3rd period – Jari Kurri 7:30 and 17:41. Edmonton won 13-3





EDMONTON OILERS  
AFFILIATES



## BAKERSFIELD CONDORS Member of the AHL

### PHYSICAL ADDRESS:

Bakersfield Condors Professional Hockey 1001 Truxtun Ave.  
Bakersfield, California 93301

TEL: 661-324-PUCK (7825) FAX: 661-324-6929

Website: [www.bakersfieldcondors.com](http://www.bakersfieldcondors.com) Twitter: @Condors

Facebook: [www.facebook.com/bakersfieldcondors](http://www.facebook.com/bakersfieldcondors)

Instagram: @Condors

YouTube: [Condors.TV](http://Condors.TV) ([www.youtube.com/bakersfieldcondors1](http://www.youtube.com/bakersfieldcondors1))

NHL affiliate: Edmonton Oilers ECHL affiliate: Wichita Thunder

Arena: Rabobank Arena, opened 1998 Capacity: 8,732

Ticket office: (661) 324-7825

President..... Matthew Riley  
 General Manager, Edmonton Oilers ..... Ken Holland  
 Assistant General Manager, Edmonton Oilers..... Keith Gretzky  
 Head Coach..... Jay Woodcroft  
 Assistant Coach..... Jean-Francois Houle  
 Assistant Coach..... Dave Manson  
 Video Coordinator..... Sam Kim  
 Goaltender Development Coach..... Sylvain Rodrigue  
 Head Equipment Manager..... Al Oman  
 Assistant Equipment Manager..... Alec James  
 Head Athletic Trainer..... Chad Drown  
 Strength and Conditioning Coach..... Brian Ganz  
 Vice President – Ticket Sales..... Justin Fahsbender  
 Vice President – Member Services..... Jose Rivera  
 Director – Media Relations and Broadcasting..... Ryan Holt  
 Director – Business Development..... Chad Carpenter  
 Director – Business Development..... Chad Howard

Director – Group Sales ..... Greg Lowe  
 Director – Creative Services and Game Operations ..... Dominic Mascola  
 Director – Ticket Sales..... Roger Parsons  
 Manager – Retail Operations ..... Valerie Aparicio  
 Manager – Community Relations and Fundraising ..... Samantha Bell  
 Manager – Digital Media and Marketing..... Rachel Parlier  
 Account Manager ..... Karthik Arun  
 Account Manager ..... Samantha Luna  
 Account Manager ..... Russell Weldin  
 Accountant..... Eloy Rangel  
 Coordinator – Member Services..... Brooke Copeland  
 Coordinator – Accounting..... Naomi Dobbs  
 Coordinator – Video..... Isai Ibarra  
 Coordinator – Ticket Operations ..... Nathan Kuzbari  
 Coordinator – Creative Services and Game Presentation ..... Edward Medellin  
 Coordinator – Operations..... Jacob Hernandez  
 Assistant – Operations..... Skylar Valencia



Jay Woodcroft  
Head Coach



Dave Manson  
Assistant Coach



J.F. Houle  
Assistant Coach



Sylvain Rodrigue  
Goaltending Coach

## 2019-20 BAKERSFIELD CONDORS SCHEDULE

DATE	TIME	OPPONENT	DATE	TIME	OPPONENT	DATE	TIME	OPPONENT
<b>OCTOBER</b>			Wed, 11-Dec	7:00 PM	@ San Jose	Fri, 7-Feb	7:00 PM	Ontario
Fri, 4-Oct	7:00 PM	San Diego	Fri, 13-Dec	7:00 PM	Grand Rapids	Sun, 9-Feb	5:00 PM	@ San Diego
Sat, 5-Oct	7:00 PM	Ontario	Sat, 14-Dec	7:00 PM	Grand Rapids	Wed, 12-Feb	7:00 PM	@ Ontario
Sun, 13-Oct	1:15 PM	@ San Jose	Sat, 21-Dec	7:05 PM	@ Colorado	Sat, 15-Feb	7:00 PM	Colorado
Tue, 15-Oct	7:00 PM	@ Stockton	Sun, 22-Dec	3:05 PM	@ Colorado	Sun, 16-Feb	5:00 PM	San Jose
Sat, 19-Oct	7:00 PM	Stockton	Sat, 28-Dec	7:00 PM	Stockton	Fri, 21-Feb	7:00 PM	San Diego
Wed, 23-Oct	6:30 PM	Ontario	Sun, 29-Dec	5:00 PM	@ San Jose	Sat, 22-Feb	7:00 PM	Colorado
Fri, 25-Oct	7:00 PM	@ Stockton	Tue, 31-Dec	5:00 PM	Ontario	Sat, 29-Feb	6:00 PM	@ Ontario
Sat, 26-Oct	7:00 PM	Stockton	<b>JANUARY</b>			<b>MARCH</b>		
Wed, 30-Oct	11:00 AM	@ San Jose	Fri, 3-Jan	7:00 PM	@ San Diego	Sun, 1-Mar	5:00 PM	Tucson
<b>NOVEMBER</b>			Sat, 4-Jan	7:00 PM	@ San Diego	Fri, 6-Mar	7:00 PM	@ Stockton
Fri, 1-Nov	7:00 PM	@ Ontario	Wed, 8-Jan	7:00 PM	@ Stockton	Sat, 7-Mar	7:00 PM	Stockton
Sat, 2-Nov	6:00 PM	@ Ontario	Fri, 10-Jan	7:00 PM	@ Ontario	Fri, 13-Mar	7:00 PM	@ Grand Rapids
Fri, 8-Nov	7:00 PM	San Diego	Sat, 11-Jan	7:00 PM	Iowa	Sat, 14-Mar	7:00 PM	@ Grand Rapids
Sat, 9-Nov	7:00 PM	San Jose	Tue, 14-Jan	6:30 PM	Iowa	Fri, 20-Mar	7:00 PM	@ San Jose
Fri, 15-Nov	7:05 PM	@ Colorado	Fri, 17-Jan	7:00 PM	Colorado	Sat, 21-Mar	7:00 PM	San Jose
Sat, 16-Nov	7:05 PM	@ Colorado	Sat, 18-Jan	7:00 PM	San Diego	Wed, 25-Mar	6:30 PM	Stockton
Thu, 21-Nov	10:30 AM	Stockton	Mon, 20-Jan	3:00 PM	@ Ontario	Fri, 27-Mar	7:00 PM	@ San Diego
Sat, 23-Nov	7:00 PM	@ Iowa	Wed, 22-Jan	6:30 PM	San Jose	Sat, 28-Mar	7:00 PM	Colorado
Sun, 24-Nov	3:00 PM	@ Iowa	Fri, 24-Jan	7:05 PM	@ Tucson	<b>APRIL</b>		
Wed, 27-Nov	5:00 PM	Tucson	Sat, 25-Jan	7:05 PM	@ Tucson	Fri, 3-Apr	7:05 PM	@ Tucson
Fri, 29-Nov	6:00 PM	@ San Jose	Fri, 31-Jan	7:00 PM	Ontario	Sat, 4-Apr	7:05 PM	@ Tucson
Sat, 30-Nov	7:00 PM	Ontario	<b>FEBRUARY</b>			Wed, 8-Apr	6:30 PM	San Jose
<b>DECEMBER</b>			Sat, 1-Feb	6:00 PM	@ Stockton	Fri, 10-Apr	7:00 PM	San Jose
Sat, 7-Dec	6:00 PM	@ Stockton	Wed, 5-Feb	6:30 PM	Tucson	Sat, 11-Apr	7:00 PM	Tucson



## BAKERSFIELD CONDORS 2018-2019 REGULAR SEASON STATS

PLAYER	POS	REGULAR SEASON										PLAYOFFS							
		GP	G	A	PTS	+/-	PIM	PPG	SHG	SH	GP	G	A	PTS	+/-	PIM	PPG	SHG	SH
Tyler Benson	LW	68	15	51	66	21	44	2	0	173	10	1	6	7	2	10	0	0	20
Cooper Marody	C	58	19	45	64	31	40	4	0	138	4	0	0	0	-3	2	0	0	5
Joe Gambardella	LW	50	29	19	48	19	19	4	1	97	10	6	4	10	2	0	2	0	26
Josh Currie	RW	53	27	14	41	6	17	6	0	138	10	1	3	4	2	6	0	0	23
Patrick Russell	RW	51	18	22	40	30	32	3	2	145	10	2	5	7	3	4	0	1	32
Mitch Callahan	RW	61	15	19	34	4	22	6	0	99	9	1	0	1	-7	4	0	0	8
Logan Day	D	64	7	27	34	14	14	3	0	120	9	1	0	1	-4	2	0	0	18
David Gust	RW	59	18	15	33	2	24	6	0	149	10	0	3	3	1	4	0	0	22
Ethan Bear	D	52	6	25	31	14	34	1	0	88	8	2	2	4	0	4	0	0	12
Cameron Hebig	LW	64	11	18	29	6	30	5	0	99	3	0	0	0	-1	0	0	0	1
Caleb Jones	D	50	6	23	29	16	28	3	0	100	10	0	3	3	3	6	0	0	22
William Lagesson	D	67	8	19	27	25	45	0	0	91	10	2	2	4	2	4	0	0	16
Brad Malone	C	43	8	17	25	10	45	1	2	101	10	5	8	13	6	16	1	1	15
Luke Esposito	C	63	7	17	24	-2	51	0	0	90	8	1	2	3	-2	7	0	0	15
Evan Polei	LW	53	9	11	20	6	82	0	0	106	10	2	1	3	-5	12	0	0	26
Ryan Stanton	D	65	5	15	20	20	76	1	0	91	10	2	1	3	-3	6	1	0	19
Keegan Lowe	D	67	0	20	20	19	66	0	0	91	10	1	5	6	1	17	0	0	10
Kailer Yamamoto	LW	27	10	8	18	12	16	6	0	45	-	-	-	-	-	-	-	-	-
Tyler Vesel	C	61	5	13	18	7	4	0	0	100	10	0	1	1	-3	0	0	0	22
Braden Christoffer	RW	47	7	3	10	-3	58	0	0	58	1	0	0	0	-1	2	0	0	0
Jake Kulevich	D	29	2	6	8	11	25	1	1	23	2	0	0	0	-3	4	0	0	3
Jakob Stukel	F	10	3	3	6	4	2	0	0	14	-	-	-	-	-	-	-	-	-
Ryan Spooner	C	7	2	4	6	7	6	0	0	7	5	0	3	3	2	0	0	0	4
Jesse Puljujarvi	RW	4	2	2	4	2	7	0	0	17	-	-	-	-	-	-	-	-	-
Nolan Vesey	C	17	0	3	3	2	11	0	0	11	3	0	0	0	-1	0	0	0	1
P.C. Labrie	LW	5	1	1	2	1	6	0	0	10	-	-	-	-	-	-	-	-	-
Andrej Sekera	D	5	0	2	2	6	2	0	0	7	-	-	-	-	-	-	-	-	-
Kevin Gravel	D	5	0	1	1	1	0	0	0	8	-	-	-	-	-	-	-	-	-
Jeremy Beaudry	D	1	0	0	0	-2	0	0	0	3	-	-	-	-	-	-	-	-	-
Jared Wilson	D	1	0	0	0	0	4	0	0	0	-	-	-	-	-	-	-	-	-
Stuart Skinner	G	6	0	0	0	0	0	0	0	0	4	0	0	0	0	0	0	0	0
Brandon Manning	D	8	0	0	0	5	15	0	0	3	-	-	-	-	-	-	-	-	-
John McFarland	RW	9	0	0	0	-2	2	0	0	5	-	-	-	-	-	-	-	-	-
Al Montoya	G	11	0	0	0	0	0	0	0	0	-	-	-	-	-	-	-	-	-
Dylan Wells	G	12	0	0	0	0	0	0	0	0	1	0	0	0	0	0	0	0	0
Shane Starrett	G	42	0	0	0	0	0	0	0	0	8	0	0	0	0	2	0	0	0
Evan Bouchard	D	-	-	-	-	-	-	-	-	-	8	3	5	8	3	6	1	0	17

GOALTENDER	REGULAR SEASON												PLAYOFFS									
	GP	MIN	GA	SO	GAA	W	L	OT	SVS	SA	SV%	GP	MIN	GA	SO	GAA	W	L	SVS	SA	SV%	
Shane Starrett	42	2,448	95	4	2.33	27	7	5	1,061	1,156	0.918	8	457	22	0	2.89	3	3	177	199	0.889	
Dylan Wells	21	718	34	1	2.84	6	6	0	338	372	0.909	1	59	3	0	3.03	0	1	35	38	0.921	
Stuart Skinner	6	365	18	0	2.99	4	2	0	131	149	0.879	4	175	7	0	2.39	2	1	78	85	0.918	
Al Montoya	11	563	29	0	3.09	5	6	0	211	240	0.879	-	-	-	-	-	-	-	-	-	-	
Empty net goals			4																			



### WICHITA THUNDER Member of the ECHL

**PHYSICAL ADDRESS:**

Wichita Thunder, 505 W. Maple Street, suite 100  
Wichita, KS 67213

**TEL:** 316-264-4625 **FAX:** 316-264-3037

**Website:** www.wichitathunder.com **Twitter:** @Wichita\_Thunder

**Facebook:** www.facebook.com/wichitathunder1/

**YouTube:** www.youtube.com/user/TheWichitaThunder

**NHL affiliate:** Edmonton Oilers **AHL affiliate:** Bakersfield Condors

**Arena:** INTRUST Bank Arena, opened 2010 **Capacity:** 13,000

**Ticket office:** (855)755-SEAT

General Manager.....Joel T. Lomurno  
 VP of Sales.....Matt Brokaw  
 Head coach.....Bruce Ramsay  
 Director of Communications.....Jason Mals  
 VP of Ticket Sales.....Anthony Bengé  
 Director of Game Operations and Community Relations.....Thomas Janz  
 Graphic Designer.....Nichole Varner  
 Account Specialist.....Zac Necci  
 Account Specialist.....Luke Schuckman  
 Account Specialist.....Miles Hodson  
 Account Specialist.....Miles Diede  
 Account Specialist.....Colby Gaugler  
 Social Media/ Fulfillment Coordinator.....Megan Edmunds  
 Athletic Trainer.....Josh Elmer  
 Head Equipment Manager.....Frank Jury



**Joel T. Lomurno**  
General Manager



**Malcolm Cameron**  
Head Coach

## 2019-20 WICHITA THUNDER SCHEDULE

DATE	OPPONENT	TIME	DATE	OPPONENT	TIME	DATE	OPPONENT	TIME
<b>OCTOBER</b>			Dec. 8	Kansas City	4:05	<b>FEBRUARY</b>		
Oct. 11	Indy	0.295138889	Dec. 10	at Allen	7:05	Feb. 1	at Allen	7:05
Oct. 12	Rapid City	0.295138889	Dec. 13	at Tulsa	7:05	Feb. 5	Utah	7:05
Oct. 16	at Utah	0.336805556	Dec. 14	at Tulsa	7:05	Feb. 7	at Kansas City	7:05
Oct. 18	at Idaho	8:10	Dec. 15	at Tulsa	4:05	Feb. 8	Rapid City	7:05
Oct. 19	at Idaho	8:10	Dec. 17	Utah	7:05	Feb. 9	Rapid City	4:05
Oct. 25	Idaho	7:05	Dec. 20	Tulsa	7:05	Feb. 11	at Kansas City	7:05
<b>NOVEMBER</b>			Dec. 21	Utah	7:05	Feb. 14	Tulsa	7:05
Nov. 1	at Kansas City	0.295138889	Dec. 22	Allen	4:05	Feb. 15	at Tulsa	7:05
Nov. 2	at Kansas City	0.295138889	Dec. 27	at Rapid City	8:05	Feb. 22	at Allen	7:05
Nov. 3	Kansas City	0.170138889	Dec. 28	at Rapid City	8:05	Feb. 28	Allen	7:05
Nov. 6	Norfolk	10:30 am	Dec. 30	Kansas City	7:05	Feb. 29	at Allen	7:05
Nov. 8	Tulsa	0.295138889	Dec. 31	at Kansas City	7:05	<b>MARCH</b>		
Nov. 9	Tulsa	0.295138889	<b>JANUARY</b>			Mar. 7	at Kansas City	7:05
Nov. 11	at Kansas City	0.295138889	Jan. 4	at Allen	7:05	Mar. 8	at Kansas City	4:05
Nov. 13	Rapid City	0.295138889	Jan. 7	Allen	7:05	Mar. 11	at Fort Wayne	6:35
Nov. 15	Idaho	0.295138889	Jan. 10	Utah	7:05	Mar. 13	at Indy	6:35
Nov. 22	at Allen	0.295138889	Jan. 11	Kansas City	7:05	Mar. 14	at Toledo	6:15
Nov. 23	at Allen	0.295138889	Jan. 12	at Tulsa	0.170138889	Mar. 15	at Fort Wayne	4:00
Nov. 24	Allen	0.170138889	Jan. 15	at Rapid City	8:05	Mar. 18	Kansas City	7:05
Nov. 27	Tulsa	0.295138889	Jan. 17	at Utah	8:05	Mar. 20	Kansas City	7:05
Nov. 29	Kansas City	0.295138889	Jan. 18	at Utah	8:05	Mar. 21	Allen	7:05
Nov. 30	Kansas City	7:05	Jan. 24	at Rapid City	8:05	Mar. 27	Kansas City	7:05
<b>DECEMBER</b>			Jan. 25	at Rapid City	8:05	Mar. 29	Idaho	4:05
Dec. 4	at Rapid City	8:05	Jan. 31	Allen	7:05	<b>APRIL</b>		
Dec. 6	at Kansas City	7:05				Apr. 1	Tulsa	7:05
Dec. 7	Tulsa	7:05				Apr. 3	Tulsa	7:05



## WICHITA THUNDER 2018-2019 REGULAR SEASON STATS

PLAYER	POS	GP	G	A	PTS	+/-	PIM	PPG	SHG	SH
Steven Jacobellis	F	58	23	42	65	-4	65	8	1	145
Ralph Cuddemi	F	69	22	28	50	-18	27	13	0	246
Quentin Shore	(TOT)	94	18	30	48	1	28	4	0	114
	(IND)	39	14	20	34	-4	20	1	0	85
	(WIC)	15	4	10	14	-5	8	3	0	29
Pierre-Cedric Labrie	F	60	19	28	47	1	180	7	1	161
Keoni Texeira	D	70	19	33	46	-19	62	5	2	129
Jakob Stukel	F	57	19	22	41	5	24	2	2	127
Mark MacMillan	F	52	19	22	41	-10	30	5	0	98
Jason Salvaggio	(TOT)	60	16	22	38	-2	49	5	0	163
	(MNE)	42	10	16	26	-1	14	2	0	123
	(WIC)	18	6	6	12	-1	35	3	0	40
Stefan Fournier	(TOT)	47	13	13	31	-2	103	3	0	139
	(ORL)	9	1	1	2	-1	45	0	0	10
	(WIC)	38	17	12	26	-1	58	3	0	129
Corey Kalk	(TOT)	50	15	16	31	-3	26	2	0	158
	(ORL)	14	9	7	18	4	22	1	0	115
	(WIC)	36	6	9	13	-4	4	1	0	43
Dyson Stevenson	F	39	11	18	29	-2	102	2	0	76
Nolan De Jong	(TOT)	51	3	26	29	-4	16	1	0	89
	(UTA)	10	2	18	20	-7	10	1	0	67
	(WIC)	41	1	8	9	3	6	0	0	22
Jeremy Beaudry	D	51	6	18	24	-3	30	3	0	106
Jesse Gabrielle	(TOT)	35	9	12	21	-3	40	3	0	103
	(ATL)	25	4	10	15	-16	38	2	0	80
	(WIC)	11	5	2	7	2	2	1	0	23
Travis Brown	D	29	10	9	19	-6	38	5	0	80
Ryan Van Stralen	F	57	8	11	19	-9	87	0	0	119
Lane Bauer	F	55	7	11	18	-20	16	2	1	81
Jared Wilson	D	49	1	17	18	-4	121	0	0	63
Colin Larkin	F	46	2	12	14	-4	27	0	0	59
Michael Turner	(TOT)	51	4	7	11	-15	90	1	1	67
	(RC)	49	4	7	11	-15	90	1	1	67
	(WIC)	2	0	0	0	0	0	0	0	0
Tyler Elbrecht	D	52	2	9	11	3	81	0	0	43
Cam Reid	F	14	3	5	10	1	8	2	0	22
Nolan Vesey	F	32	3	7	10	1	14	2	0	34
Marc-Olivier Crevier-Morin	D	56	1	8	9	0	48	0	0	44
Greg Chase	F	10	1	6	6	0	12	0	0	16
Matt Schmalz	F	11	2	3	5	-1	5	0	0	28
Eric Roy	D	30	1	3	5	-8	20	1	0	28
Gabriel Verpaest	D	17	4	4	5	4	42	0	0	29
Calder Brooks	F	3	3	3	3	4	0	0	0	7
Taylor Cammarata	F	10	2	2	4	3	2	1	0	28
Hayden Hodgson	F	13	2	2	4	3	22	1	0	28
Ian Edmondson	D	10	0	4	4	0	31	0	0	12
John McFarland	F	10	0	4	4	-2	8	0	0	5
Mitch Maloney	RW	3	1	0	1	1	6	0	0	6
Dillon Donnelly	F	10	1	1	1	3	0	0	0	6
Zach Todd	D	20	1	0	1	1	12	0	0	20
Jake Kulevich	D	2	0	1	1	-1	2	0	0	3
Quintin Lisoway	F	4	0	1	1	1	0	0	0	1
Dylan Labbe	D	6	0	1	1	3	2	0	0	4
Hakon Nilsen	D	7	0	1	1	2	0	0	0	3
Kyle Chatham	D	1	0	0	0	0	0	0	0	0
Shane Starrett	G	1	0	0	0	0	0	0	0	0
Matt Hewitt	F	2	0	0	0	0	0	0	0	0
Ryan Jasinsky	F	2	0	0	0	0	36	0	0	0
Edwin Minney	RW	2	0	0	0	0	0	0	0	0
Jake Henderson	(TOT)	4	0	0	0	0	4	0	0	2
	(KC)	2	0	0	0	0	0	0	0	0
	(WIC)	2	0	0	0	-1	4	0	0	2
Colin Jacobs	F	5	0	0	0	-1	2	0	0	6
Eric Freschi	F	6	0	0	0	-2	4	0	0	5
Devin Buffalo	(TOT)	12	0	0	0	0	0	0	0	0
	(GRN)	3	0	0	0	0	0	0	0	0
	(ADK)	6	0	0	0	0	0	0	0	0
	(REA)	1	0	0	0	0	0	0	0	0
	(WIC)	2	0	0	0	0	0	0	0	0
Ty Rimmer	G	12	0	0	0	0	2	0	0	0
Dylan Wells	G	22	0	0	0	0	2	0	0	0
Stuart Skinner	G	41	0	0	0	0	2	0	0	0
BENCH		72	4				18			4

GOALTENDER	GP	MIN	GA	SO	GAA	W	L	OTL	SA	SV%
Edwin Minney	2	37	1	0	1.63	0	0	1	12	0.917
Shane Starrett	1	60	2	0	1.99	0	0	1	54	0.963
Dylan Wells	22	1,206	61	1	3.04	12	5	2	692	0.912
Stuart Skinner	41	2,260	119	4	3.16	15	14	4	1,230	0.903
Ty Rimmer	12	675	44	0	3.91	2	9	1	374	0.882
Devin Buffalo	(TOT)	12	582	39	4.02	3	5	1	293	0.867
	(GRN)	3	157	14	5.36	0	2	0	79	0.823
	(ADK)	6	346	18	3.12	3	1	1	188	0.904
	(REA)	1	45	3	4.02	0	1	0	10	0.700
	(WIC)	2	34	4	7.02	0	1	0	16	0.750
Matt Hewitt		2	83	7	5.09	0	2	0	38	0.816
Empty Net				10					10	





## 2018-19 AMERICAN HOCKEY LEAGUE FINAL STANDINGS

Atlantic Division	GP	W	L	OTL	SOL	PTS	PCT	GF	GA
y Charlotte Checkers	76	51	17	7	1	110	0.724	255	189
x Bridgeport Sound Tigers	76	43	24	6	3	95	0.625	233	228
x Hershey Bears	76	43	25	4	4	94	0.618	211	215
x Providence Bruins	76	38	27	8	3	87	0.572	228	212
Lehigh Valley Phantoms	76	39	30	4	3	85	0.559	240	244
Wilkes-Barre/Scranton Penguins	76	36	30	7	3	82	0.539	232	228
Springfield Thunderbirds	76	33	29	9	5	80	0.526	250	241
Hartford Wolf Pack	76	29	36	7	4	69	0.454	209	266
North Division	GP	W	L	OTL	SOL	PTS	PCT	GF	GA
y Syracuse Crunch	76	47	21	4	4	102	0.671	264	187
x Rochester Americans	76	46	23	5	2	99	0.651	254	218
x Toronto Marlies	76	39	24	9	4	91	0.599	248	243
x Cleveland Monsters	76	37	29	8	2	84	0.553	232	234
Belleville Senators	76	37	31	3	5	82	0.539	228	228
Utica Comets	76	34	34	6	2	76	0.5	224	257
Laval Rocket	76	30	34	6	6	72	0.474	195	231
Binghamton Devils	76	28	41	7	0	63	0.414	201	278
Central Division	GP	W	L	OTL	SOL	PTS	PCT	GF	GA
y Chicago Wolves	76	44	22	6	4	98	0.645	250	199
x Milwaukee Admirals	76	36	24	14	2	88	0.579	217	207
x Iowa Wild	76	37	26	8	5	87	0.572	242	230
x Grand Rapids Griffins	76	38	27	7	4	87	0.572	217	222
Manitoba Moose	76	39	30	5	2	85	0.559	197	219
Texas Stars	76	37	31	4	4	82	0.539	238	231
Rockford IceHogs	76	35	31	4	6	80	0.526	184	214
San Antonio Rampage	76	31	38	6	1	69	0.454	196	244
Pacific Division	GP	W	L	OTL	SOL	PTS	PCT	GF	GA
y Bakersfield Condors	68	42	21	3	2	89	0.654	242	182
x San Jose Barracuda	68	39	22	3	4	85	0.625	227	197
x San Diego Gulls	68	36	24	5	3	80	0.588	239	221
x Colorado Eagles	68	36	27	4	1	77	0.566	191	205
Tucson Roadrunners	68	34	26	5	3	76	0.559	206	202
Stockton Heat	68	31	31	4	2	68	0.5	235	252
Ontario Reign	68	25	33	6	4	60	0.441	213	274

## 2019 CALDER CUP PLAYOFFS

### DIVISION SEMIFINALS

Charlotte vs. Providence  
Charlotte wins series 3 - 1

Bridgeport vs. Hershey  
Hershey wins series 3 - 2

Syracuse vs. Cleveland  
Cleveland wins series 3 - 1

Rochester vs. Toronto  
Rochester wins series 3 - 0

Chicago vs. Grand Rapids  
Chicago wins series 3 - 2

Milwaukee vs. Iowa  
Iowa wins series 3 - 2

Bakersfield vs. Colorado  
Bakersfield wins series 3 - 1

San Jose vs. San Diego  
San Diego wins series 3 - 1

### DIVISION FINALS

Charlotte vs. Hershey  
Charlotte wins series 4 - 1

Toronto vs. Cleveland  
Toronto wins series 4 - 0

Chicago vs. Iowa  
Chicago wins series 4 - 2

Bakersfield vs. San Diego  
San Diego wins series 4 - 2

### CONFERENCE FINALS

Charlotte vs. Toronto  
Charlotte wins series 4 - 2

Chicago vs. San Diego  
Chicago wins series 4 - 2

### CALDER CUP FINALS

Charlotte vs. Chicago  
Charlotte wins series 4 - 1



## 2018-19 EAST COAST HOCKEY LEAGUE FINAL STANDINGS

North	GP	W	L	OTL	SOL	PTS	PCT	GF	GA
xy Newfoundland Growlers	72	43	21	4	4	94	0.653	258	207
x Adirondack Thunder	72	37	26	6	3	83	0.576	234	220
x Manchester Monarchs	72	39	29	2	2	82	0.569	233	232
x Brampton Beast	72	36	29	5	2	79	0.549	241	217
Reading Royals	72	34	28	4	6	78	0.542	229	229
Maine Mariners	72	37	32	2	1	77	0.535	221	247
Worcester Railers	72	32	29	7	4	75	0.521	196	226
South	GP	W	L	OTL	SOL	PTS	PCT	GF	GA
xy Florida Everblades	72	50	16	5	1	106	0.736	276	181
x Orlando Solar Bears	72	41	25	5	1	88	0.611	251	238
x South Carolina Stingrays	72	35	31	5	1	76	0.528	221	223
x Jacksonville Icemen	72	36	32	2	2	76	0.528	198	217
Atlanta Gladiators	72	31	30	8	3	73	0.507	197	211
Norfolk Admirals	72	27	36	6	3	63	0.438	218	278
Greenville Swamp Rabbits	72	25	41	3	3	56	0.389	192	254
Central	GP	W	L	OTL	SOL	PTS	PCT	GF	GA
xyz Cincinnati Cyclones	72	51	13	5	3	110	0.764	282	176
x Toledo Walleye	72	40	23	6	3	89	0.618	237	221
x Fort Wayne Komets	72	36	26	4	6	82	0.569	233	248
x Kalamazoo Wings	72	36	31	2	3	77	0.535	229	254
Indy Fuel	72	35	32	2	3	75	0.521	230	247
Wheeling Nailers	72	31	31	6	4	72	0.5	239	240
Mountain	GP	W	L	OTL	SOL	PTS	PCT	GF	GA
xy Tulsa Oilers	72	42	24	4	2	90	0.625	236	198
x Idaho Steelheads	72	41	25	4	2	88	0.611	241	203
x Utah Grizzlies	72	37	26	4	5	83	0.576	232	218
x Kansas City Mavericks	72	36	30	4	2	78	0.542	234	228
Wichita Thunder	72	29	31	9	3	70	0.486	224	251
Rapid City Rush	72	30	33	5	4	69	0.479	168	225
Allen Americans	72	25	41	4	2	56	0.389	208	269

## 2019 KELLY CUP PLAYOFFS

<b>DIVISION SEMIFINALS</b>	Newfoundland vs. Brampton Newfoundland wins series 4 - 2	Adirondack vs. Manchester Manchester wins series 4 - 1
	Florida vs. Jacksonville Florida wins series 4 - 2	Orlando vs. South Carolina Orlando wins series 4 - 1
	Cincinnati vs. Kalamazoo Cincinnati wins series 4 - 2	Toledo vs. Fort Wayne Toledo wins series 4 - 2
	Tulsa vs. Kansas City Tulsa wins series 4 - 3	Idaho vs. Utah Idaho wins series 4 - 1
<b>DIVISION FINALS</b>	Newfoundland vs. Manchester Newfoundland wins series 4 - 2	Florida vs. Orlando Florida wins series 4 - 1
	Cincinnati vs. Toledo Toledo wins series 4 - 1	Tulsa vs. Idaho Tulsa wins series 4 - 2
<b>CONFERENCE FINALS</b>	Newfoundland vs. Florida Newfoundland wins series 4 - 1	Toledo vs. Tulsa Toledo wins series 4 - 3
<b>KELLY CUP FINALS</b>	Newfoundland vs. Toledo Newfoundland wins series 4 - 2	



## EDMONTON OILERS YEARLY AFFILIATES

SEASON	TEAM	LEAGUE	GENERAL MANAGER	HEAD COACH
1979-80	Houston Apollos	CHL	Al Rollins	Al Rollins
1980-81	Wichita Wind	CHL	Larry Gordon	Ace Bailey
1981-82	Wichita Wind	CHL	Larry Gordon	John Muckler
1982-83	Moncton Alpines	AHL	Doug Messier	Doug Messier
1983-84	Moncton Alpines	AHL	Doug Messier	Doug Messier
1984-85	Nova Scotia Oilers	AHL	Larry Kish	Larry Kish
1985-86	Nova Scotia Oilers	AHL	Larry Kish	Larry Kish
1986-87	Nova Scotia Oilers	AHL	Larry Kish	Larry Kish
1987-88	Nova Scotia Oilers	AHL	Dave Andrews	Ron Low
1988-89	Cape Breton Oilers	AHL	Dave Andrews	Ron Low
1989-90	Cape Breton Oilers	AHL	Dave Andrews	Don MacAdam
1990-91	Cape Breton Oilers	AHL	Dave Andrews	Don MacAdam
1991-92	Cape Breton Oilers	AHL	Dave Andrews	Don MacAdam
1992-93*	Cape Breton Oilers	AHL	Dave Andrews	George Burnett
1993-94	Cape Breton Oilers	AHL	Dave Andrews	George Burnett
1994-95	Cape Breton Oilers	AHL	Scott Howson	Peter Mahovlich
1995-96	Cape Breton Oilers	AHL	Scott Howson	Lorne Molleken
1996-97	Hamilton Bulldogs	AHL	Scott Howson	Lorne Molleken
1997-98	Hamilton Bulldogs	AHL	Scott Howson	Lorne Molleken
1998-99	Hamilton Bulldogs	AHL	Scott Howson	Walt Kyle
1999-00	Hamilton Bulldogs	AHL	Scott Howson	Walt Kyle
2000-01	Hamilton Bulldogs	AHL	Scott Howson	Claude Julien
2001-02	Hamilton Bulldogs	AHL	Scott Howson	Claude Julien
2002-03	Hamilton Bulldogs	AHL	Scott Howson	Claude Julien/ Geoff Ward
2003-04	Toronto Roadrunners	AHL	Scott Howson	Geoff Ward
2004-05	Edmonton Road Runners	AHL	Scott Howson	Geoff Ward
2005-06	Hamilton Bulldogs+	AHL	Andre Savard	Don Lever
	Iowa Stars#	AHL	Scott White	Dave Allison
2006-07	Grand Rapids Griffins^	AHL	Bob McNamara	Greg Ireland
	Hamilton Bulldogs*+	AHL	Brian Lewis	Don Lever
	Iowa Stars#	AHL	Scott White	Dave Allison
	Milwaukee Admirals%	AHL	Jon Greenberg	Claude Noel
	Wilkes-Barre/ Scranton Penguins&	AHL	Ray Shero	Todd Richards
2007-08	Springfield Falcons	AHL	Bruce Landon	Kelly Buchberger
2008-09	Springfield Falcons	AHL	Bruce Landon	Jeff Truitt / Rob Daum
2009-10	Springfield Falcons	AHL	Bruce Landon	Rob Daum
2010-11	Oklahoma City Barons	AHL	Bill Scott	Todd Nelson
2011-12	Oklahoma City Barons	AHL	Bill Scott	Todd Nelson
2012-13	Oklahoma City Barons	AHL	Bill Scott	Todd Nelson
2013-14	Oklahoma City Barons	AHL	Bill Scott	Todd Nelson
2014-15	Oklahoma City Barons	AHL	Bill Scott	Todd Nelson/Gerry Fleming
2015-16	Bakersfield Condors	AHL	Bill Scott	Gerry Fleming
2016-17	Bakersfield Condors	AHL	Bill Scott	Gerry Fleming
2017-18	Bakersfield Condors	AHL	Bill Scott	Gerry Fleming
2018-19	Bakersfield Condors	AHL	Craig MacTavish	Jay Woodcroft

\* AHL Calder Cup Champions

+ Shared affiliation with Montreal Canadiens

# Shared affiliation with Dallas Stars

^ Shared affiliation with Detroit Red Wings

% Shared affiliation with Nashville

& Shared affiliation with Pittsburgh

CHL – Central Hockey League

AHL – American Hockey League



## EDMONTON OILERS AFFILIATES YEARLY RECORDS

SEASON	TEAM	GP	W	L	T	OTL	GF	GA	PTS	PCT.	RANK
1979-80	Houston	80	32	38	10	-	300	319	74	0.463	6th
1980-81	Wichita	80	32	45	3	-	307	345	67	0.419	6th
1981-82	Wichita	80	44	33	3	-	343	289	91	0.569	1st - Southern Div.
1982-83	Moncton	80	34	39	7	-	304	315	75	0.469	5th - Northern Div.
1983-84	Moncton	80	32	40	8	-	251	278	72	0.450	5th - Northern Div.
1984-85	Nova Scotia	80	36	37	7	-	292	295	79	0.494	4th - Northern Div.
1985-86	Nova Scotia	80	29	43	8	-	314	353	66	0.413	6th - Northern Div.
1986-87	Nova Scotia	80	38	39	3^	-	318	315	79	0.494	4th - Northern Div.
1987-88	Nova Scotia	80	35	36 (2)	9	-	323	343	81	0.506	4th - Northern Div.
1988-89	Cape Breton	80	27	47	6	-	308	388	60	0.375	7th - Northern Div.
1989-90	Cape Breton	80	39	34	7	-	317	306	85	0.531	2nd - Northern Div.
1990-91	Cape Breton	80	41	31	8	-	306	301	90	0.563	2nd - Northern Div.
1991-92	Cape Breton	80	36	34	10	-	336	330	82	0.513	3rd - Atlantic Div.
1992-93*	Cape Breton	80	36	32	12	-	356	336	84	0.525	3rd - Atlantic Div.
1993-94	Cape Breton	80	32	35	13	-	316	339	77	0.481	4th - Atlantic Div.
1994-95	Cape Breton	80	27	44	9	-	298	342	63	0.394	5th - Atlantic Div.
1995-96	Cape Breton	80	33	44 (4)	3	-	290	323	73	0.431	5th - Atlantic Div.
1996-97	Hamilton	80	28	39 (40)	9	-	220	276	69	0.406	3rd - Canadian Div.
1997-98	Hamilton	80	36	22 (5)	17	-	264	242	94	0.588	2nd - Empire Div.
1998-99	Hamilton	80	40	29 (4)	7	-	229	206	91	0.569	3rd - Empire Div.
1999-00	Hamilton	80	27	34 (6)	13	-	225	262	73	0.456	3rd - Empire Div.
2000-01	Hamilton	80	28	41 (5)	6	-	227	281	67	0.419	4th - Canadian Div.
2001-02	Hamilton	80	37	30 (3)	10	-	247	206	87	0.544	2nd - Canadian Div.
2002-03	Hamilton	80	49	19	8	4	279	191	110	0.688	1st - Canadian Div.
2003-04	Toronto	80	35	34	8	3	219	224	81	0.505	5th - North Div.
2004-05	Edmonton	80	32	33	4	11	201	223	79	0.494	6th - North Div.
2005-06	Hamilton+	80	35	41	0	4	225	251	74	0.463	6th - North Div.
	Iowa#	31	1	31	1	7	238	228	90	0.563	4th - West Div.
2006-07	Grand Rapids^	80	37	32	-	11	226	244	85	0.531	4th - North Div.
	Hamilton*+	28	9	28	-	9	243	208	95	0.594	3rd - North Div.
	Iowa#	34	4	34	-	4	221	231	88	0.550	4th - West Div.
	Milwaukee%	25	14	25	-	14	227	230	96	0.600	3rd - West Div.
	Wilkes-Barre&	23	6	23	-	6	276	221	108	0.675	2nd - East Div.
2007-08	Springfield	80	35	35	-	10	214	257	80	0.500	5th - Atlantic Div.
2008-09	Springfield	80	24	44	-	12	188	258	60	0.375	7th - Atlantic Div.
2009-10	Springfield	80	25	39	-	16	207	296	66	0.413	8th - Atlantic Div.
2010-11	Oklahoma	80	40	29	-	11	245	234	91	0.569	5th - Western Div.
2011-12	Oklahoma	76	45	22	-	9	213	176	99	0.651	1st - Western Div.
2012-13	Oklahoma	76	40	34	0	2	240	228	91	0.599	3rd - South Div.
2013-14	Oklahoma	76	36	29	-	11	239	256	83	0.546	3rd - West Div.
2014-15	Oklahoma	76	41	27	5	3	224	212	90	0.559	3rd - West Div.
2015-16	Bakersfield	68	31	28	-	7	212	222	71	0.522	5th - Pacific Div.
2016-17	Bakersfield	68	33	29	-	6	200	188	72	0.529	5th - Pacific Div.
2017-18	Bakersfield	68	31	27	-	10	188	206	72	0.529	7th - Pacific Div.
2018-19	Bakersfield	68	42	21	3	2	242	182	89	0.654	1st - Pacific Div.

\* AHL Calder Cup Champions

+ Shared affiliation with Montreal Canadiens

# Shared affiliation with Dallas Stars

^ Shared affiliation with Detroit Red Wings

% - Shared affiliation with Nashville Predators

& - Shared affiliation with Pittsburgh Penguins

@ - Shootout losses worth one point

( ) - Number of overtime losses worth one point

CHL - Central Hockey League

AHL - American Hockey League



## EDMONTON OILERS AFFILIATES YEARLY SCORING LEADERS

SEASON	PLAYER	TEAM	GP	G	A	PTS	PIM
1979-80	Mike Toal	Houston	76	31	45	76	47
1980-81	Tom Roulston	Wichita	69	63	44	107	93
1981-82	Walt Poddubny	Wichita	60	35	46	81	79
1982-83	Ray Cote	Moncton	80	28	63	91	35
1983-84	Ray Cote	Moncton	66	26	36	62	99
1984-85	Ray Cote	Nova Scotia	79	36	43	79	63
1985-86	Mike Rogers	Nova Scotia	53	24	43	67	44
1986-87	Bruce Boudreau	Nova Scotia	78	35	47	82	40
1987-88	Mark Lamb	Nova Scotia	69	27	61	88	45
1988-89	Mark Lamb	Cape Breton	54	33	49	82	29
1989-90	John LeBlanc	Cape Breton	77	54	34	88	50
1990-91	Shaun Van Allen	Cape Breton	76	25	75	100	182
1991-92	Shaun Van Allen	Cape Breton	77	29	84	113	80
1992-93	Dan Currie	Cape Breton	75	57	41	98	73
1993-94	Peter White	Cape Breton	45	21	49	70	12
1994-95	Peter White	Cape Breton	65	36	69	105	30
1995-96	Rem Murray	Cape Breton	79	31	59	90	40
1996-97	Ralph Intraruovo	Hamilton	68	36	40	76	88
1997-98	Jeff Daw	Hamilton	79	28	35	63	20
1998-99	Chris Ferraro	Hamilton	72	35	41	76	104
1999-00	Daniel Cleary	Hamilton	58	22	52	74	108
2000-01	Paul Healey	Hamilton	79	39	32	71	34
2001-02	Jason Chimera	Hamilton	77	26	51	77	158
2002-03	Jarret Stoll	Hamilton	76	21	33	54	86
2003-04	Jamie Wright	Toronto	78	25	30	55	101
2004-05	Tony Salmelainen	Edmonton	76	22	24	46	26
	Raffi Torres	Edmonton	67	21	25	46	165
2005-06	Marc-Antoine Pouliot	Hamilton+	65	15	31	46	63
	Toby Petersen	Iowa#	79	26	47	73	48
2006-07	Kyle Brodziak	Wilkes-Barre/Scranton&	62	24	32	56	44
	Danny Svyret	Grand Rapids^	57	4	16	20	16
	Mathieu Roy	Hamilton+	31	6	12	18	40
2007-08	Rob Schremp	Springfield	78	23	53	76	64
2008-09	Ryan Potulny	Springfield	69	37	23	60	44
2009-10	Charles Linglet	Springfield	75	19	55	74	36
2010-11	Alexandre Giroux	Oklahoma	70	32	46	78	63
2011-12	Ryan Keller	Oklahoma	71	21	28	49	38
2012-13	Mark Arcobello	Oklahoma	74	22	46	68	48
2013-14	Roman Horak	Oklahoma	66	23	32	55	22
2014-15	Andrew Miller	Oklahoma	63	27	33	60	16
2015-16	Matthew Ford	Bakersfield	64	27	24	51	60
2016-18	Anton Lander	Bakersfield	42	25	30	55	14
2017-18	Josh Currie	Bakersfield	68	20	26	46	52
2018-19	Tyler Benson	Bakersfield	68	15	51	66	44

+ Shared affiliation with Montreal Canadiens

# Shared affiliation with Dallas Stars

^ Shared affiliation with Detroit Red Wings

& Shared affiliation with Pittsburgh





## MEDIA INFORMATION



### OILERS MEDIA WALL OF HONOUR

On April 9, 2017, the Edmonton Oilers unveiled a Media Wall of Honour at the entrance of the Oilers press box. It pays tribute to 18 retired and honoured members of the Edmonton hockey media.

- Ernie Afaganis (CBC)
- Ken Brown (Edmonton Oilers)
- Bruce Buchanan (ITV)
- Dick Chubey (Edmonton Sun)
- Cam Cole (Edmonton Journal)
- Guy Cormier (Radio Canada)
- Tiger Goldstick (CFRN Television)
- Bryan Hall (CHED/CJCA Radio)
- Terry Jones (Edmonton Sun)
- Jim Matheson (Edmonton Journal)
- Al McCann (CFRN Television)
- Lisa Miller (CFRN Television)
- Wes Montgomery (CHED/ CFCW Radio)
- Wayne Overland (Edmonton Journal)
- Rod Phillips (Edmonton Oilers)
- Morley Scott (Edmonton Oilers)
- John Short (Edmonton Journal/ CFRN Radio)
- Tim Spelliscy (ITV)



## **MEDIA INFORMATION**

### **MEDIA ACCREDITATION**

All media and photographers' passes issued by the Edmonton Oilers are valid only for the date(s) noted and are non-transferable. Passes may not be used to gain access to Rogers Place or practice facilities for the purpose of obtaining autographs or memorabilia from members of the Edmonton Oilers Hockey Club. The Edmonton Oilers reserve the right to revoke passes at any time. **ALL PASSES MUST BE VISIBLE AT ALL TIMES.**

### **MEDIA PRESS BOX**

The Press Box at Rogers Place is divided into two working areas. On the lower level, you will find the general media area for all reporters and journalists not involved in play-by-play. Most seats are specifically allocated with appropriate signage, but if there is any confusion, please direct any queries to the Edmonton Oilers communications staff. The upper level of the Press Box is divided into ten separate booths, in which you will find booths for on-air radio and television broadcasts, home and visiting team officials and NHL off-ice officials.

To gain access to the Press Box, there is one stairway entrance and one elevator which is located adjacent to the Media Lounge and will lead you to the west side of the Press Box, however, it should be pointed out that unless you have an Edmonton Oilers press pass, you will not be able to enter the main working areas.

### **SINGLE GAME MEDIA ACCREDITATION REQUESTS**

Requests for media accreditation should be submitted to Shawn May (smay@edmontonoilers.com) ideally at least 24 hours prior to games or practices. Accreditation will be available for pick up one hour before practices and two hours before games at the Rogers Place Information Desk on 104th Avenue (near the Wayne Gretzky Statue)

### **MEDIA ENTRANCES**

Rogers Place: Enter through the security checkpoint location next to the Rogers Place Information Desk (104 Avenue, street level)

**PRACTICE ARENA (RP DOWNTOWN COMMUNITY ARENA- DCA):** DCA Entrance – (104 avenue, second floor)

Rogers Place is open to the media at least three hours prior to game time and one hour prior to practices. Practices at the DCA (Downtown Community Arena) are open thirty minutes prior to practices.

### **PHOTOGRAPHERS**

Photography passes are approved by Andy Devlin, Edmonton Oilers Team Photographer (lamedia@telus.net) and those accredited as photo journalists are asked to report to the media workroom at least one hour before the game for individual seat allocation. Andy Devlin will have the final say in terms of seat allocation.

Photographers do not have access to the Press Box.

### **COMMUNICATIONS**

Wireless internet access is available in both the Press Box and media workroom.

Network: ROGERS PLACE PUBLIC

No password

Network: RP Visitors

Password: Season@1920

### **OILERS HALL OF FAME/ PRESS CONFERENCES**

The head coach will be made available to media following all home games and most practices and pre-game skates in the Oilers Hall of Fame, located at street level at the Scotiabank Premium. Media can access this room by using the VIP hallway off the Locker Room corridor. Unless otherwise indicated, most Oilers press conferences will be held in the Oilers Hall of Fame.



## **MEDIA INFORMATION**

### **OTHER MEDIA SERVICES**

The Media Lounge will be open an hour and a half before each game. Game notes, programs and lineups will be available in the lounge. A media meal is available for accredited media to purchase prior to games. The Media Lounge also functions as a workshop for media with tables and counters prior to, during and after games.

Food and beverages are offered in the Press Box during the game.

Closed circuit television monitors are located for your convenience throughout the Press Box.

Game statistics will be distributed after each period in the Press Box, while final game sheets will be distributed in the Edmonton Oilers dressing room and the Media Lounge 15 minutes after the game.

Please note that game notes and statistics will also be available in the Media Lounge thirty minutes prior to pre-game skates.

**For more information, please contact a member of the Hockey Communications Department.**

#### **André Brin**

Edmonton Oilers Hockey Club  
780-224-8139  
abrin@edmontonoilers.com

#### **Shawn May**

Edmonton Oilers Hockey Club  
780-222-9330  
smay@edmontonoilers.com

#### **Kaite Doyle**

Edmonton Oilers Hockey Club  
403-808-9833  
kdoyle@edmontonoilers.com



## NHL PUBLIC RELATIONS DIRECTORY

### ANAHEIM DUCKS

Alex Gilchrist  
Honda Center  
2695 E. Katella Ave.  
Anaheim, CA 92806  
714-940-2911

### ARIZONA COYOTES

Richard Nairn  
Gila River Arena  
9400 W. Maryland Ave.  
Glendale, AZ 85305  
623-772-3249

### BOSTON BRUINS

Matthew Chmura  
TD Garden  
100 Legends Way  
Boston, MA 02114  
617-624-1913

### BUFFALO SABRES

Chris Bandura  
KeyBank Center  
One Seymour H. Knox III Plaza  
Buffalo, NY 14203  
716-855-4515

### CALGARY FLAMES

Peter Hanlon  
Scotiabank Saddledome  
555 Saddledome Rise SE  
Calgary, AB T2P 3B9  
403-777-3684

### CAROLINA HURRICANES

Mike Sundheim  
PNC Arena  
1400 Edwards Mill Road  
Raleigh, NC 27607  
919-861-5477

### CHICAGO BLACKHAWKS

Adam Rogowin  
United Center  
1901 W. Madison St.  
Chicago, IL 60612  
312-455-7025

### COLORADO AVALANCHE

Jean Martineau  
Pepsi Center  
1000 Chopper Circle  
Denver, CO 80204  
303-405-6005

### COLUMBUS BLUE JACKETS

Todd Sharrock  
Nationwide Arena  
200 W. Nationwide Blvd.  
Columbus, OH 43215  
614-246-4157

### DALLAS STARS

Tom Holy  
American Airlines Center  
2500 Victory Ave.  
Dallas, TX 75219  
214-387-5633

### DETROIT RED WINGS

Todd Beam  
Little Caesars Arena  
19 Steve Yzerman Drive  
Detroit, MI 48226  
313-471-7537

### EDMONTON OILERS

Andre Brin  
Rogers Place  
300, 10214 - 104 Ave. NW  
Edmonton, AB T5J 0H6  
780-224-8139

### FLORIDA PANTHERS

Adelyn Biendebach  
BB&T Center  
One Panther Parkway  
Sunrise, FL 33323  
954-249-4817

### LOS ANGELES KINGS

Michael Altieri  
STAPLES Center  
1111 S. Figueroa St.  
Los Angeles, CA 90015  
310-535-4545

### MINNESOTA WILD

Aaron Sickman  
Xcel Energy Center  
199 W. Kellogg Blvd.  
St. Paul, MN 55102  
651-602-6009

### MONTREAL CANADIENS

Dominick Saillant  
Bell Centre  
1909 Ave. des Canadiens-de-Montréal  
Montréal, QC H3B 5E8  
514-989-2760

### NASHVILLE PREDATORS

Kevin Wilson  
Bridgestone Arena  
501 Broadway  
Nashville, TN 37203  
615-770-2335

### NEW JERSEY DEVILS

Pete Albitz  
Prudential Center  
25 Lafayette St.  
Newark, NJ 07102  
973-757-6118

### NEW YORK ISLANDERS

Kimber Auerbach  
Barclays Center  
620 Atlantic Ave  
Brooklyn, NY 15795  
516-501-6841

### NEW YORK RANGERS

John Rosasco  
Madison Square Garden  
Two Pennsylvania Plaza, 26th Floor  
New York, NY 10121  
212-465-6486

### OTTAWA SENATORS

Brian Morris  
Canadian Tire Centre  
1000 Palladium Drive  
Ottawa, ON K2V 1A5  
613-599-0289

### PHILADELPHIA FLYERS

Zack Hill  
Wells Fargo Center  
3601 S. Broad St.  
Philadelphia, PA 19148  
215-389-9437

### PITTSBURGH PENGUINS

Jennifer Bullano  
Ridgely PPG Paints Arena  
1001 Fifth Ave.  
Pittsburgh, PA 15219  
412-255-1777

### SAN JOSE SHARKS

Scott Emmert  
SAP Center  
525 W. Santa Clara St.  
San Jose, CA 95113  
408-999-5713

### ST. LOUIS BLUES

Mike Caruso  
Scottrade Center  
1401 Clark Ave. at Brett Hull Way  
St. Louis, MO 63103  
314-622-2577

### TAMPA BAY LIGHTNING

Bill Wickett  
Amalie Arena  
401 Channelside Drive  
Tampa, FL 33602  
813-301-6875

### TORONTO MAPLE LEAFS

Steve Keogh  
Scotiabank Arena  
40 Bay St.  
Toronto, ON M5J 2X2  
416-815-5761

### VANCOUVER CANUCKS

Chris Brumwell  
Rogers Arena  
800 Griffiths Way  
Vancouver, BC V6B 6G1  
604-899-4623

### VEGAS GOLDEN KNIGHTS

Eric Tosi  
T-Mobile Arena  
3780 S Las Vegas Blvd  
Las Vegas, NV 89158  
702-462-0289

### WASHINGTON CAPITALS

Sergey Kocharov  
Capital One Arena  
601 F St. NW  
Washington, DC 20004  
202-266-2356

### WINNIPEG JETS

Scott Brown  
Bell MTS Place  
300 Portage Ave.  
Winnipeg, MB R3C 5S4  
204-926-5570

### NHL – TORONTO

Gary Meagher  
50 Bay Street, 11th Floor  
Toronto, Ontario M5J 2X8  
Telephone: (416) 359-7900

### NHL – NEW YORK

John Dellapina  
1185 Avenue of the Americas  
New York, NY 10036  
Telephone: (212) 789-2115





**NATIONAL HOCKEY LEAGUE**



**NEW YORK**

1185 Avenue of the Americas,  
15th Floor  
New York, NY 10036  
O: 212-789-2000  
F: 212-789-2020

**TORONTO**

50 Bay Street,  
11th Floor  
Toronto, ON M5J 2X8  
O: 416-359-7900  
F: 416-981-2779

**MONTREAL**

1800 McGill College Avenue,  
Suite 2600  
Montreal, QC H3A 3J6  
O: 514-841-9220



**GARY B. BETTMAN**  
Commissioner



**WILLIAM DALY**  
Deputy Commissioner



**COLIN CAMPBELL**  
Senior Executive Vice President of  
Hockey Operations

**NHL DIRECTORY - EXECUTIVES**

Commissioner .....	Gary B. Bettman
Deputy Commissioner .....	William Daly
Senior Executive Vice President of Hockey Operations .....	Colin Campbell

*The National Hockey League is committed to promoting more sustainable business practices with member clubs, players, fans, partners and employees, so that all can be more responsible stewards of the planet by reducing the use of resources and reusing or recycling equipment and materials. For more information on NHL Green, visit [www.nhl.com/green](http://www.nhl.com/green).*



## COMMUNICATIONS

**GARY MEAGHER**, Executive Vice President

O: 416-359-7960, C: 416-729-4700, gmeagher@nhl.com

**JOHN DELLAPINA**, Senior Vice President

O: 212-789-2115, C: 917-363-7988, jdellapina@nhl.com

\* Department of Player Safety requests

**JON WEINSTEIN**, Senior Vice President

O: 212-324-8162, C: 646-300-0334, joweinstein@nhl.com

\* Commissioner's Office requests

**JENNIFER NEZIOL**, Vice President, Corporate Communications

O: 212-789-2042, C: 646-908-0679, jneziol@nhl.com

\* Corporate communications inquiries/requests

**GREG INGLIS**, Senior Director

O: 212-789-2065, C: 347-853-2461, ginglis@nhl.com

\* Editorial content/research

**NIRVA MILORD**, Senior Director, Corporate Communications

O: 212-789-2123, C: 917-715-6187, nmilord@nhl.com

\* Corporate communications and entertainment publicity

**BRAD KLEIN**, Director

O: 212-324-8140, C: 347-380-2993, bklein@nhl.com

\* Corporate communications

**JENNIFER MOAD**, Director

O: 416-359-7961, C: 416-527-2852, jmoad@nhl.com

\* Hockey Operations and Officiating requests

**JULIE YOUNG**, Director

O: 416-359-7964, C: 416-605-3550, jyoung@nhl.com

\* esports inquiries

**JOSH BERNSTEIN**, Senior Manager

O: 212-789-2609, C: 516-528-8365, jbpr@nhl.com

\* Editorial content/research, Media.NHL.com, Sport-Scan

**JASMINE GHAFOUR**, Senior Manager

O: 416-359-7968, C: 647-808-4876, jghafour@nhl.com

## STATISTICS & INFORMATION (NHLstats@nhl.com)

In-Game: 416-359-7978

@PR\_NHL on Twitter / Instagram

#NHLStats

**BENNY ERCOLANI**, Vice President

O: 416-359-7963, C: 416-729-5666, bercolani@nhl.com

**RUSS LEVINE**, Vice President

O: 212-789-2783, C: 347-853-4159, rlevine@nhl.com

**TREVOR BJERGSO**, Senior Manager

O: 416-359-7965, C: 416-540-5306, tbjergso@nhl.com

\* Situation Room & Central Scouting requests

**BRENDON CROSSMAN**, Manager

O: 416-359-7903, C: 416-702-4645, bcrossman@nhl.com

**STUART MCCOMISH**, Manager

O: 416-359-7966, smccomish@nhl.com

**MITCH DONAIS**, Graphic Designer

O: 416-729-3341, mdonais@nhl.com

**SCOTT RODGERS**, Manager

srodgers@nhl.com

**NICK CARAFA**, Manager

ncarafa@nhl.com

## EVENT COMMUNICATIONS & PLAYER DEVELOPMENT

(nhleventcommunications@nhl.com)

**JAMEY HORAN**, Senior Vice President

O: 212-789-2785, C: 646-652-9981, jhoran@nhl.com

\* Deputy Commissioner requests and event/player development inquiries

**CHRIS WOJCIK**, Director

O: 212-789-2097, C: 646-285-7711, cwojcik@nhl.com

\* Event inquiries

**DAVID KEON**, Senior Manager

O: 416-359-7962, C: 416-729-5665, dkeon@nhl.com

\* International credentials

**CASEY BLOSSOM**, Manager

O: 212-324-8112, C: 646-634-1311, cblossom@nhl.com

**JEFF DAY**, Manager

O: 212-789-2108, C: 347-628-1136, jday@nhl.com

**MEGAN COOPER**, Coordinator

O: 212-324-8161, mecooper@nhl.com

\* Event credentials

**SAM GILBERT**, Coordinator

O: 416-359-7908, C: 514-594-8441, sgilbert@nhl.com

**GINA MORRA**, Coordinator

O: 212-789-2690, gmorra@nhl.com

**EMILY CAMPBELL**, Assistant

O: 212-789-2113, ecampbell@nhl.com

## NHL SOCIAL (social@nhl.com)

**SEAN DENNISON**, Director, Social Media

O: 212-789-2096, sdennison@nhl.com

\* Departmental oversight

**DAVID KLATT**, Senior Manager, Social Media Programs

O: 212-789-2660, dklatt@nhl.com

\* Events, programs, initiatives, social player development

**CHRIS ACKROYD**, Senior Manager, Social Media Content

C: 437-777-9296, cackroyd@nhl.com

\* In-game social media and social sponsorship integration

**KEVIN BAUMER**, Manager, Social Content & Community Management

O: 212-789-2080, kbaumer@nhl.com

\* Day-to-day social editorial, content and community management

**ANDREW BOEHMER**, Coordinator, In-Game Social Media

aboehmer@nhl.com

\* In-game social media and weekend content management

**DYLAN COOPER**, Coordinator, In-Game Social Media

dcooper@nhl.com

\* In-game social media and weekend content management

**REBECCA FRIEDMAN**, Manager, Social Media

O: 212-324-6180, rfriedman@nhl.com

\* LSC program, team coordination and on-site coverage

**PETER BOTTINI**, Manager, Social Media Marketing

O: 212-789-2743, pbottini@nhl.com

\* Social media marketing: league campaigns, tune-in, rightsholders

**MALORIE BUCCIGROSS**, Coordinator, International Social Media

O: 212-789-2683, mbuccigross@nhl.com

\* International social media (European markets)



## 2019-20 OFFICIALS

### REFEREES

NAME	NUMBER
Anderson, Reid*	49
Blandina, Brandon*	39
Brenk, Jacob	26
Charron, Francis	6
Chmielewski, Tom	18
Dunning, Mitch*	43
Dwyer, Gord	19
Furlatt, Eric	27
Halkidis, Beaudry*	48
Hanson, Trevor	14
Hebert, Ghislain	22
Hebert, Jean	15
Joannette, Marc	25
Kelly, Dan*	45
Kozari, Steve	40
Lambert, Pierre	37
L'Ecuyer, Frederick	17
Lee, Chris	28
Luxmore, Thomas John	21
MacDougall, Peter	38
Markovic, Michael*	47
McCauley, Wes	4
McIsaac, Jon	2
Meier, Brad	34
Morton, Dean	36
Nicholson, Kendrick	30
O'Donnell, Conor*	39
O'Halloran, Dan	13
O'Rourke, Dan	9
Peel, Tim	20
Pochmara, Brian	16
Pollock, Kevin	33
Rank, Garrett	7
Rehman, Kyle	10
Rooney, Chris	5
Schlenker, Chris	3
Schrader, Brandon*	46
Skilliter, Graham	24
South, Furman*	44
St-Laurent, Francois	8
St. Pierre, Justin	12
Sutherland, Kelly	11
Syvret, Corey*	42
Walsh, Ian	29

### LINESMEN

NAME	NUMBER
Alphonso, Shandor	52
Amell, Derek	75
Baker, Tyson*	88
Barton, Steve	59
Berg, Devin	87
Brisebois, David	96
Cherrey, Scott	50
Cormier, Michel	76
Daisy, Ryan	81
Devorski, Greg	54
Driscoll, Scott	68
Flemington, Kyle*	55
Fournier, Julien*	56
Galloway, Ryan	82
Gawryletz, Brandon	64
Gawryletz, Travis	67
Gibbons, Ryan	58
Gibbs, Darren	66
Knorr, Trent	63
Kovachik, Brad	71
Mach, Brian	78
MacPherson, Matt	83
Marquis, Jesse*	86
Miller, Steve	89
Mills, Bevan	53
Murchison, Kiel	79
Murphy, Brian	93
Murray, Jonny	95
Nagy, Kory	97
Nansen, Derek	70
Pancich, Bryan	94
Racicot, Pierre	65
Rody, Vaughan	73
Sericolo, Anthony	84
Shewchyk, Mark	92
Smith, Andrew	51
Suchanek, Libor	60
Tobias, James	61
Toomey, Travis*	90



\* minor league officials



## NHL HOW TO FIGURE

**\*\* NOTE: No individual skater/goaltender statistics apply for the shootout but the deciding goal counts as a goal (GF) for the winning club**

<b>Assist</b>	An assist is awarded to the player or players (maximum of two) who touched the puck prior to the goal, provided no defender plays or possesses the puck in between.
<b>Game Played</b>	A player receives credit for playing in a game if: i) he steps on the ice during time played or; ii) serves any penalty.
<b>Game-Winning Goal</b>	After the final score has been determined, the goal which leaves the winning Club one goal ahead of its opponent is the game-winning goal (example: if Team A beats Team B 8-3, the player scoring the fourth goal for Team A receives credit for the game-winning goal). Goal A goal is awarded to the last player on the scoring Club to touch the puck prior to the puck entering the net.
<b>Goals-Against Average</b>	Multiply goals allowed (GA) by 60 and divide by minutes played (MINS).
<b>Goaltender record</b>	A goaltender receives a “W” for a win in regulation, overtime or shootout; an “L” for a loss in regulation; or an “OT” for a loss in overtime or shootout.
<b>Penalty-Killing Pct.</b>	Subtract total number of power-play goals allowed from total number of shorthanded situations to get total number of power-plays killed. Divide the total number of power-plays killed by the total number of shorthanded situations.
<b>Plus-Minus</b>	A player receives a “plus” if he is on the ice when his Club scores an even-strength or shorthanded goal. He receives a “minus” if he is on the ice for an even-strength or shorthanded goal scored by the opposing Club. The difference in these numbers is considered the player’s plus-minus statistic.
<b>Power-Play Goal</b>	A goal scored by a Club while it has a manpower advantage due to an opponent’s penalty. Following are some examples of what is and is not considered a power-play goal: <ul style="list-style-type: none"><li>• if a Club has an advantage on a minor penalty starting at 2:02 of the period and it scores at 4:02, the goal is not a power-play goal.</li><li>• if a Club scores on a delayed penalty, the goal is not a power-play goal.</li><li>• if a Club has an advantage due to a five-minute major or match penalty, that Club is always credited with having one more advantage than the number of power-play goals it scores during that advantage, because the penalty does not expire. A new advantage begins after each power-play goal. For example, if Team A scores three goals during a major penalty, it is credited with four advantages.</li><li>• if a Club is on a power-play for any length of time, it is considered to have had an advantage.</li><li>• if a minor penalty is incurred by a Club on a power-play due to a major penalty, a new advantage is given to that Club when its minor penalty expires, provided the opponent’s major penalty is still in effect.</li></ul>
<b>Power-Play Percentage</b>	Total number of power-play goals divided by total number of power-play opportunities.
<b>Save Percentage</b>	Subtract goals allowed (GA) from shots against (SA) to determine saves. Then divide saves by shots-against.
<b>Shooting Percentage</b>	Divide the number of goals scored by the number of shots taken.
<b>Shorthanded Goal</b>	A goal scored by a Club while it is at a manpower disadvantage. The same cases apply for shorthand as for power-play goals, but in the opposite manner.
<b>Shot on Goal</b>	If a player shoots the puck with the intention of scoring and if that shot would have gone in the net had the goaltender not stopped it, the shot is recorded as a “shot on goal”.
<b>Shootout</b>	If two goaltenders combine for a shootout, neither receives credit for the shootout. Instead it is recorded as a Club shootout.
<b>Tenths of a Second</b>	If a penalty or goal occurs in the last minute, the time is rounded off to the previous second (ex: if a penalty is called with 12.4 seconds left in a period, the time is indicated as 19:47 and not 19:48.)
<b>Coaches Record</b>	A coach receives a “W” for a win in regulation, overtime or shootout; an “L” for a loss in regulation; or an “OT” for a loss in overtime or shootout.



## 2019-20 KEY DATES

### September 2019

- 5..... Rookie camps open
- 12..... Training camps open
- 15..... Preseason schedule begins
- 15-Oct. 15..... NHL Celebrates National Hispanic Heritage
- 17..... NHL Board of Governors Meeting (New York, NY)
- 18 ..... 2019 *Kraft Hockeyville* Canada: Montreal Canadiens vs. Florida Panthers (K.C. Irving Regional Centre, Bathurst, N.B.) - Winning community: Renous, N.B.
- 26 ..... 2019 *Kraft Hockeyville*™ USA: Detroit Red Wings vs. St. Louis Blues (Calumet Colosseum, Calumet, Mich.)
- 29..... *NHL Global Series Challenge*™: Chicago Blackhawks vs. Eisbären Berlin (Mercedes-Benz Arena, Berlin, Germany)
- 30..... *NHL Global Series Challenge*™: Philadelphia Flyers vs. Lausanne HC (Vaudoise Arena, Lausanne, Switzerland)

### October 2019

- 1 ..... Opening day playing rosters set (5 p.m. ET)
- 2 ..... Opening night of 2019-20 NHL regular season (4 games)
- 2 ..... St. Louis Blues raise Stanley Cup banner (vs. Washington Capitals)
- 4..... 2019 *NHL Global Series*™: Chicago Blackhawks vs. Philadelphia Flyers (O2 Arena, Prague, Czech Republic)
- 5..... Buffalo Sabres Home Opener for 50th Anniversary Season at KeyBank Center (vs. New Jersey Devils)
- 9..... Vancouver Canucks Home Opener for 50th Anniversary Season at Rogers Arena (vs. Los Angeles Kings)
- 21..... NHL Alumni Awards Gala – Honorees: TBA (Scotiabank Centre, Toronto, Ont.)
- 26..... 2019 *Tim Hortons NHL Heritage Classic*™: Calgary Flames at Winnipeg Jets (Mosaic Stadium, Regina, SK)

### November 2019

- 1-30 ..... *Hockey Fights Cancer* Awareness Month
- 8 & 9 ..... 2019 *NHL Global Series*™: Buffalo Sabres vs. Tampa Bay Lightning (Ericsson Globe, Stockholm, Sweden)
- 15 ..... Hockey Hall of Fame Game: Boston Bruins at Toronto Maple Leafs
- 18 ..... Hockey Hall of Fame Induction Ceremony (Toronto, Ont.): Inductees: **Guy Carbonneau, Vaclav Nedomansky, Hayley Wickenheiser and Sergei Zubov** (Player category); **Jim Rutherford, Jerry York** (Builder category); **Frank Brown, Jim Hughson** (Media honorees).
- 19..... NHL General Managers' Meeting (NHL Toronto Office, Toronto, Ont.)
- 26 ..... NHL Founders Day (1917)
- 29 ..... 2019 *NHL Thanksgiving Showdown*™: New York Rangers at Boston Bruins

### December 2019

- 1 ..... Signing deadline for Group 2 free agents (5 p.m. ET)
- 9-10 ..... NHL Board of Governors Meeting (Pebble Beach, Calif.)
- 12 ..... U.S. Hockey Hall of Fame Induction and Celebration of Lester Patrick
- 19..... 102nd Anniversary of League's first games played
- 19-27 ..... Holiday roster freeze in effect: For all players on an NHL active roster, injured reserve, or with non-roster and injured non-roster status as of midnight (local time) Dec. 19, a roster freeze shall apply through midnight (local time) Dec. 27, with respect to waivers, trades and loans, subject to the exceptions provided for in CBA Article 16.5 (d).
- 24-26 ..... Holiday break (no scheduled practices – dressing rooms closed)
- 26-Jan. 5 ..... IIHF World Junior Championship (Ostrava/Trinec, Czech Republic)

### January 2020

- 1 ..... 2020 *Bridgestone NHL Winter Classic*®: Nashville Predators at Dallas Stars (The Cotton Bowl, Dallas, Tex.)
- Week of 13th ... NHL Central Scouting Mid-Season Rankings release
- 16 ..... CHL/NHL Top Prospects Game (FirstOntario Centre, Hamilton, Ont.)
- 20..... USA Hockey's annual All-American Prospects Game (USA Hockey Arena, Plymouth, Mich.)
- 23-26 ..... NHL All-Star Break (no games played)
- 23-25 ..... No scheduled practices – dressing rooms closed
- 24 ..... 2020 NHL All-Star Skills Competition™ (Enterprise Center, St. Louis, Mo.)
- 25..... 2020 Honda NHL All-Star Game (Enterprise Center, St. Louis, Mo.)
- 26-27 ..... 2020 AHL All-Star Classic (Citizens Business Bank Arena, Ontario, Calif.)
- 27 ..... NHL regular season resumes





## February 2020

- 1-29 ..... NHL Celebrates Black History Month
- 8 ..... *Hockey Day in Canada* (all 7 Canadian NHL Clubs in action)
- 8 ..... 20th Annual *Scotiabank Hockey Day in Canada* (Host: Yellowknife, NT)
- 15 ..... 2020 *NHL Stadium Series™*: Los Angeles Kings at Colorado Avalanche (U.S. Air Force Academy's Falcon Stadium, Colorado Springs, Colo.)
- 16 ..... *Hockey Day in America*
- 16-23 ..... *Hockey Week Across America* (USA Hockey)
- 24 ..... 2020 NHL Trade Deadline (3 p.m. ET)

## March 2020

- 1-31 ..... NHL Celebrates Gender Equality Month
- 2-4 ..... NHL General Managers' Meeting (Boca Raton, Fla.)
- 27-29 ..... NCAA Men's Ice Hockey Regionals

## April 2020

- 1-30 ..... NHL Celebrates Earth Month
- 4 ..... Last day of 2019-20 regular season (15 games)
- Week of 6th ..... NHL Central Scouting Final Rankings release
- 8 ..... Stanley Cup Playoffs begin
- 9-11 ..... NCAA Frozen Four (Little Caesars Arena, Detroit, Mich.)
- 16-26 ..... IIHF Under-18 World Championship (Ann Arbor/Plymouth, Mich.)
- TBD ..... 2020 NHL Draft Lottery

## May 2020

- 8-24 ..... IIHF World Championship (Zurich/Lausanne, Switzerland)
- 22-31 ..... 2020 CHL Memorial Cup (Prospera Place, Kelowna, B.C.)

## June 2020

- 1-30 ..... NHL Celebrates Pride Month
- 1-6 ..... 2020 NHL Scouting Combine (Buffalo, N.Y.)
- 13 ..... Last possible day for 2020 Stanley Cup Final
- 17 ..... 2020 NHL Awards™ (Las Vegas, Nev.)
- 26-27 ..... 2020 NHL Draft™ (Bell Centre, Montreal, Que.)

## July 2020

- 1 ..... Free agency begins (12 p.m. ET)
- 5 ..... Deadline for player-elected salary arbitration notification (5 p.m. ET)
- 6 ..... Deadline for club-elected salary arbitration notification (5 p.m. ET)
- 20-Aug. 4 ..... Salary arbitration hearings held

## August 2020

- 6 ..... Deadline for salary arbitration decisions to be rendered



SEPTEMBER 2019	SUN	MON	TUE	WED	THU	FRI	SAT
	1	2	3	4	5	6	7
	8	9	10	11	12	13	14
	15	16 WPG 7:00 pm	17 VAN 8:00 pm	18	19 VAN 7:00 pm	20 CGY 7:00 pm	21
	22	23	24 ARI 7:00 pm	25	26 WPG 6:00 pm	27	28 CGY 7:00 pm
	29	30					

OCTOBER 2019	SUN	MON	TUE	WED	THU	FRI	SAT
			1	2 SN VAN 8:00 pm	3	4	5 HNIC LAK 8:00 pm
	6	7	8 SNOL NYI 5:00 pm	9	10 ISNW NJL 5:00 pm	11	12 SN NYR 11:00 am
	13	14 ISNI CHI 6:30 pm	15	16 SN360 PHI 7:30 pm	17	18 ISNI DET 7:00 pm	19
	20 SNL WPG 5:00 pm	21	22 SNOL MIN 6:00 pm	23	24 SNL WSH 7:00 pm	25	26
	27 ISNW FLA 2:00 pm	28	29 SN360 DET 5:30 pm	30 ISNI CBJ	31		

NOVEMBER 2019	SUN	MON	TUE	WED	THU	FRI	SAT
						1	2 SN PIT 11:00 am
	3	4 ISNW ARI 7:00 pm	5	6 SN STL 6:30 pm	7	8 ISNW NJL 7:00 pm	9
	10 SNL ANA 7:00 pm	11	12 ISNW SJS 8:30 pm	13	14 ISNW COL 7:00 pm	15	16 ISNW DAL 2:00 pm
	17	18	19 ISNW SJS 8:30 pm	20	21 SN LAK 8:30 pm	22	23 HNIC VGK 8:00 pm
	24 SN ARI 6:00 pm	25	26	27 ISNW COL 8:00 pm	28	29	30 HNIC VAN 8:00 pm

DECEMBER 2019	SUN	MON	TUE	WED	THU	FRI	SAT
	1 SN VAN 8:00 pm	2	3	4 SN OTT 7:30 pm	5	6 ISNW LAK 7:00 pm	7
	8 SN BUF 6:00 pm	9	10 ISNW CAR 7:00 pm	11	12 SNOL MIN 6:00 pm	13	14 HNIC TOR 5:00 pm
	15	16 ISNW DAL 6:30 pm	17	18 SN STL 6:30 pm	19	20 SN PIT 7:00 pm	21 HNIC MTL 5:00 pm
	22	23 ISNW VAN 8:00 pm	24	25	26	27 ISNW CGY 7:00 pm	28
	29	30	31 SNL NYR 7:00 pm				

JANUARY 2020	SUN	MON	TUE	WED	THU	FRI	SAT
				1	2 SNW BUF 5:00 pm	3	4 SN BOS 11:00 am
	5	6 SNW TOR 5:00 pm	7	8	9 SNW MTL 5:00 pm	10	11 HNIC CGY 8:00 pm
	12	13	14 SNW NSH 7:00 pm	15	16	17	18 SN ARI 1:00 pm
	19	20	21	22	23	24	25
	26	27	28	29 SNW CGY 8:00 pm	30	31 SNW STL 7:00 pm	

FEBRUARY 2020	SUN	MON	TUE	WED	THU	FRI	SAT
							1 HNIC CGY 8:00 pm
	2	3	4 SNL ARI 7:00 pm	5	6 SNW SJS 7:30 pm	7	8 HDIC NSH 5:00 pm
	9	10	11 SNW CHI 6:30 pm	12	13 ISNW TBL 5:00 pm	14	15 ISNW FLA 2:00 pm
	16 ISNW CAR 2:00 pm	17	18	19 SN BOS 6:30 pm	20	21 SNW MIN 7:00 pm	22
	23 SNW LAK 8:00 pm	24	25 SNW ANA 8:00 pm	26 SNW VGK 8:30 pm	27	28	29 HNIC WPG 8:00 pm

MARCH 2020	SUN	MON	TUE	WED	THU	FRI	SAT
	1	2 SN NSH 6:00 pm	3 SNW DAL 6:30 pm	4	5 SNW CHI 6:30 pm	6	7 HNIC CBJ 8:00 pm
	8	9 SNW VGK 7:00 pm	10	11 SN WPG 7:00 pm	12	13 SNW NYI 7:00 pm	14
	15 SNL PHI 11:30 am	16 SNW WSH 5:00 pm	17	18 SN OTT 5:30 pm	19	20 SNW TBL 7:00 pm	21
	22	23 SNW ANA 7:00 pm	24	25 SN COL 7:30 pm	26	27 SN SJS 7:00 pm	28
	29 SN ANA 6:00 pm	30	31 SNL VGK 7:00 pm				

APRIL 2020	SUN	MON	TUE	WED	THU	FRI	SAT
	1			1	2	3	4 HNIC CGY 8:00 pm
	5	6	7	8	9	10	11
	12	13	14	15	16	17	18
	19	20	21	22	23	24	25
	26	27	28	29	30		

All game times and stations are subject to change. Check EdmontonOilers.com for the latest schedule.

PRE-SEASON	PRE-SEASON	SNW	Televised on Sportsnet West	HNIC	Televised on Hockey Night in Canada
HOME	AWAY	SNOL	Televised on Sportsnet Oilers	HDIC	Televised on Hockey Day in Canada
		SNL	Televised on Sportsnet ONE		
		SN360	Televised on Sportsnet 360		

All games heard on the Oilers Radio Network

- ANA - Anaheim
- ARI - Arizona
- BOS - Boston
- BUF - Buffalo
- CAR - Carolina
- CBJ - Calgary
- CGY - Columbus
- CHI - Chicago
- COL - Colorado
- DAL - Dallas

- DET - Detroit
- FLA - Florida
- LAK - Los Angeles
- MIN - Minnesota
- MTL - Montreal
- NSH - Nashville
- NYJ - New Jersey
- NSH - Nashville
- NYR - NY Rangers
- OTT - Ottawa

- PHI - Philadelphia
- PIT - Pittsburgh
- SJS - San Jose
- STL - St. Louis
- TBL - Tampa Bay
- TOR - Toronto
- VAN - Vancouver
- VGK - Las Vegas
- WPG - Winnipeg
- WSH - Washington

"Copyright (c) 2017 by the National Hockey League. All right reserved. Reproduction in whole or in part without permission of the National Hockey League is strictly prohibited. Publication of this schedule is permitted for the sole purpose of informing members of the public who wish to attend or view on television National Hockey League games. Any other publication or use of any portion of this schedule, including for the purpose of lottery or other form of gambling, whether such gambling is legal or illegal, is strictly prohibited."



# OFFICIAL BEER

OF THE

# EDMONTON OILERS



MUST BE LEGAL DRINKING AGE. MOLSON CANADIAN IS A REGISTERED TRADEMARK OF MOLSON CANADA 2005.  
THE EDMONTON OILERS NAME AND ASSOCIATED LOGOS ARE TRADEMARKS OF EDMONTON OILERS HOCKEY CORP. AND ARE USED UNDER LICENSE.

